

**G.A.B. Canvass Reporting System
County by County Report
2012 PARTISAN PRIMARY**

ASSEMBLY - DISTRICT 1 - REPUBLICAN

| County | Total Votes Cast | REP | |
|-----------------------|------------------|--------------|------------|
| | | GAREY BIES | SCATTERING |
| BROWN | 804 | 802 | 2 |
| DOOR | 3,118 | 3,101 | 17 |
| KEWAUNEE | 1,844 | 1,836 | 8 |
| MANITOWOC | 45 | 45 | 0 |
| Office Totals: | 5,811 | 5,784 | 27 |

G.A.B. Canvass Reporting System
 County by County Report
 2012 PARTISAN PRIMARY

ASSEMBLY - DISTRICT 2 - REPUBLICAN

| County | Total Votes Cast | REP | |
|-----------------------|------------------|--------------|------------|
| | | ANDRE JACQUE | SCATTERING |
| BROWN | 2,766 | 2,757 | 9 |
| MANITOWOC | 1,871 | 1,868 | 3 |
| OUTAGAMIE | 12 | 12 | 0 |
| Office Totals: | 4,649 | 4,637 | 12 |

**G.A.B. Canvass Reporting System
County by County Report
2012 PARTISAN PRIMARY**

ASSEMBLY - DISTRICT 3 - REPUBLICAN

| County | Total Votes Cast | REP | REP | SCATTERING |
|-----------------------|------------------|-----------------|--------------|------------|
| | | BRANDI LEFEBBER | AL OTT | |
| CALUMET | 3,975 | 1,069 | 2,905 | 1 |
| OUTAGAMIE | 2,215 | 544 | 1,671 | 0 |
| Office Totals: | 6,190 | 1,613 | 4,576 | 1 |

**G.A.B. Canvass Reporting System
County by County Report
2012 PARTISAN PRIMARY**

ASSEMBLY - DISTRICT 4 - REPUBLICAN

| County | Total Votes Cast | REP | |
|-----------------------|------------------|----------------|------------|
| | | CHAD WEININGER | SCATTERING |
| BROWN | 5,380 | 5,363 | 17 |
| Office Totals: | 5,380 | 5,363 | 17 |

**G.A.B. Canvass Reporting System
County by County Report
2012 PARTISAN PRIMARY**

ASSEMBLY - DISTRICT 5 - REPUBLICAN

| County | Total Votes Cast | REP | |
|-----------------------|------------------|--------------|------------|
| | | JIM STEINEKE | SCATTERING |
| BROWN | 950 | 949 | 1 |
| OUTAGAMIE | 3,975 | 3,972 | 3 |
| Office Totals: | 4,925 | 4,921 | 4 |

**G.A.B. Canvass Reporting System
County by County Report
2012 PARTISAN PRIMARY**

ASSEMBLY - DISTRICT 6 - REPUBLICAN

| County | Total Votes Cast | REP | |
|-----------------------|------------------|--------------|------------|
| | | GARY TAUCHEN | SCATTERING |
| BROWN | 437 | 436 | 1 |
| OCONTO | 0 | 0 | 0 |
| OUTAGAMIE | 881 | 881 | 0 |
| SHAWANO | 3,512 | 3,510 | 2 |
| WAUPACA | 720 | 720 | 0 |
| Office Totals: | 5,550 | 5,547 | 3 |

**G.A.B. Canvass Reporting System
 County by County Report
 2012 PARTISAN PRIMARY**


ASSEMBLY - DISTRICT 7 - REPUBLICAN

| County | Total Votes Cast | REP | |
|-----------------------|------------------|---------------------|------------|
| | | TIFFANY LEE KOEHLER | SCATTERING |
| MILWAUKEE | 246 | 27 | 219 |
| Office Totals: | 246 | 27 | 219 |

G.A.B. Canvass Reporting System
County by County Report
2012 PARTISAN PRIMARY

ASSEMBLY - DISTRICT 8 - REPUBLICAN

| County | Total Votes Cast | |
|----------------|------------------|----|
| | | |
| MILWAUKEE | 39 | 39 |
| Office Totals: | 39 | 39 |



G.A.B. Canvass Reporting System
County by County Report
2012 PARTISAN PRIMARY

ASSEMBLY - DISTRICT 9 - REPUBLICAN

| County | Total Votes Cast | |
|-----------------------|------------------|------------|
| | | SCATTERING |
| MILWAUKEE | 136 | 136 |
| Office Totals: | 136 | 136 |

**G.A.B. Canvass Reporting System
 County by County Report
 2012 PARTISAN PRIMARY**

ASSEMBLY - DISTRICT 10 - REPUBLICAN

| County | Total Votes Cast | |
|-----------------------|------------------|-----------|
| MILWAUKEE | 62 | 62 |
| Office Totals: | 62 | 62 |

SCATTERING

G.A.B. Canvass Reporting System
County by County Report
2012 PARTISAN PRIMARY

ASSEMBLY - DISTRICT 11 - REPUBLICAN

| County | Total Votes Cast | |
|-----------------------|------------------|------------|
| | | SCATTERING |
| MILWAUKEE | 81 | 81 |
| Office Totals: | 81 | 81 |

G.A.B. Canvass Reporting System
County by County Report
2012 PARTISAN PRIMARY

ASSEMBLY - DISTRICT 12 - REPUBLICAN

| County | Total Votes Cast | |
|----------------|------------------|------------|
| | | SCATTERING |
| MILWAUKEE | 120 | 120 |
| Office Totals: | 120 | 120 |

**G.A.B. Canvass Reporting System
County by County Report
2012 PARTISAN PRIMARY**

ASSEMBLY - DISTRICT 13 - REPUBLICAN

| County | Total Votes Cast | REP | REP | REP | |
|-----------------------|------------------|--------------|-----------------------|-------------|------------|
| | | ROB HUTTON | THOMAS J. SCHELLINGER | NATE RISTOW | SCATTERING |
| MILWAUKEE | 3,696 | 1,920 | 1,267 | 497 | 12 |
| WAUKESHA | 5,596 | 3,431 | 1,701 | 458 | 6 |
| Office Totals: | 9,292 | 5,351 | 2,968 | 955 | 18 |

**G.A.B. Canvass Reporting System
County by County Report
2012 PARTISAN PRIMARY**

ASSEMBLY - DISTRICT 14 - REPUBLICAN

| County | Total Votes Cast | REP | |
|-----------------------|------------------|---------------|------------|
| | | DALE KOOYENGA | SCATTERING |
| MILWAUKEE | 2,747 | 2,728 | 19 |
| WAUKESHA | 4,533 | 4,522 | 11 |
| Office Totals: | 7,280 | 7,250 | 30 |

**G.A.B. Canvass Reporting System
County by County Report
2012 PARTISAN PRIMARY**


ASSEMBLY - DISTRICT 15 - REPUBLICAN

| County | Total Votes Cast | REP | |
|-----------------------|------------------|----------------|------------|
| | | JOE SANFELIPPO | SCATTERING |
| MILWAUKEE | 2,715 | 2,702 | 13 |
| WAUKESHA | 2,593 | 2,581 | 12 |
| Office Totals: | 5,308 | 5,283 | 25 |

G.A.B. Canvass Reporting System
County by County Report
2012 PARTISAN PRIMARY

ASSEMBLY - DISTRICT 16 - REPUBLICAN

| County | Total Votes Cast | |
|-----------------------|------------------|-----------|
| | | |
| MILWAUKEE | 31 | 31 |
| Office Totals: | 31 | 31 |



G.A.B. Canvass Reporting System
County by County Report
2012 PARTISAN PRIMARY


ASSEMBLY - DISTRICT 17 - REPUBLICAN

| County | Total Votes Cast | |
|-----------------------|------------------|------------|
| | | SCATTERING |
| MILWAUKEE | 131 | 131 |
| Office Totals: | 131 | 131 |

G.A.B. Canvass Reporting System
County by County Report
2012 PARTISAN PRIMARY

ASSEMBLY - DISTRICT 18 - REPUBLICAN

| County | Total Votes Cast | |
|----------------|------------------|----|
| | | |
| MILWAUKEE | 65 | 65 |
| Office Totals: | 65 | 65 |



**G.A.B. Canvass Reporting System
County by County Report
2012 PARTISAN PRIMARY**

ASSEMBLY - DISTRICT 19 - REPUBLICAN

| County | Total Votes Cast | SCATTERING |
|-----------------------|------------------|------------|
| MILWAUKEE | 178 | 178 |
| Office Totals: | 178 | 178 |

**G.A.B. Canvass Reporting System
County by County Report
2012 PARTISAN PRIMARY**

ASSEMBLY - DISTRICT 20 - REPUBLICAN

| County | Total Votes Cast | REP | REP | |
|-----------------------|------------------|---------------------|-------------------|------------|
| | | MOLLY M. MCGARTLAND | KRISTAN T. HARRIS | SCATTERING |
| MILWAUKEE | 3,724 | 2,582 | 1,117 | 25 |
| Office Totals: | 3,724 | 2,582 | 1,117 | 25 |

**G.A.B. Canvass Reporting System
County by County Report
2012 PARTISAN PRIMARY**

ASSEMBLY - DISTRICT 21 - REPUBLICAN

| County | Total Votes Cast | REP | |
|-----------------------|------------------|--------------|------------|
| | | MARK HONADEL | SCATTERING |
| MILWAUKEE | 4,835 | 4,810 | 25 |
| Office Totals: | 4,835 | 4,810 | 25 |

**G.A.B. Canvass Reporting System
County by County Report
2012 PARTISAN PRIMARY**

ASSEMBLY - DISTRICT 22 - REPUBLICAN

| County | Total Votes Cast | REP | REP | SCATTERING |
|-----------------------|------------------|--------------|---------------|------------|
| | | NICK OLIVER | DON PRIDEMORE | |
| MILWAUKEE | 328 | 101 | 224 | 3 |
| WASHINGTON | 2,283 | 331 | 1,948 | 4 |
| WAUKESHA | 7,370 | 1,243 | 6,118 | 9 |
| Office Totals: | 9,981 | 1,675 | 8,290 | 16 |

**G.A.B. Canvass Reporting System
County by County Report
2012 PARTISAN PRIMARY**

ASSEMBLY - DISTRICT 23 - REPUBLICAN

| County | Total Votes Cast | REP | |
|-----------------------|------------------|--------------|------------|
| | | JIM OTT | SCATTERING |
| MILWAUKEE | 2,769 | 2,739 | 30 |
| OZAUKEE | 5,570 | 5,551 | 19 |
| Office Totals: | 8,339 | 8,290 | 49 |

**G.A.B. Canvass Reporting System
County by County Report
2012 PARTISAN PRIMARY**

ASSEMBLY - DISTRICT 24 - REPUBLICAN

| County | Total Votes Cast | REP | |
|-----------------------|------------------|--------------|------------|
| | | DAN KNODL | SCATTERING |
| MILWAUKEE | 1,702 | 1,698 | 4 |
| OZAUKEE | 1,632 | 1,627 | 5 |
| WASHINGTON | 2,785 | 2,777 | 8 |
| WAUKESHA | 929 | 927 | 2 |
| Office Totals: | 7,048 | 7,029 | 19 |

**G.A.B. Canvass Reporting System
County by County Report
2012 PARTISAN PRIMARY**

ASSEMBLY - DISTRICT 25 - REPUBLICAN

| County | Total Votes Cast | REP | REP | REP | REP | |
|-----------------------|------------------|--------------|--------------|-----------------|--------------|------------|
| | | BARRY NELSON | PAUL TITTL | JASON J. SLADKY | MIKE HOWE | SCATTERING |
| CALUMET | 894 | 309 | 407 | 36 | 141 | 1 |
| MANITOWOC | 5,851 | 757 | 3,182 | 687 | 1,221 | 4 |
| Office Totals: | 6,745 | 1,066 | 3,589 | 723 | 1,362 | 5 |

**G.A.B. Canvass Reporting System
County by County Report
2012 PARTISAN PRIMARY**

ASSEMBLY - DISTRICT 26 - REPUBLICAN

| County | Total Votes Cast | REP | REP | |
|-----------------------|------------------|-----------------|----------------|------------|
| | | MICHAEL ENDSLEY | DEVIN LEMAHIEU | SCATTERING |
| SHEBOYGAN | 8,583 | 5,144 | 3,427 | 12 |
| Office Totals: | 8,583 | 5,144 | 3,427 | 12 |

**G.A.B. Canvass Reporting System
County by County Report
2012 PARTISAN PRIMARY**

ASSEMBLY - DISTRICT 27 - REPUBLICAN

| County | Total Votes Cast | REP | |
|-----------------------|------------------|---------------|------------|
| | | STEVE KESTELL | SCATTERING |
| CALUMET | 16 | 16 | 0 |
| MANITOWOC | 912 | 906 | 6 |
| SHEBOYGAN | 5,814 | 5,787 | 27 |
| Office Totals: | 6,742 | 6,709 | 33 |

**G.A.B. Canvass Reporting System
County by County Report
2012 PARTISAN PRIMARY**

ASSEMBLY - DISTRICT 28 - REPUBLICAN

| County | Total Votes Cast | REP | |
|-----------------------|------------------|---------------|------------|
| | | ERIK SEVERSON | SCATTERING |
| BURNETT | 582 | 581 | 1 |
| POLK | 1,846 | 1,844 | 2 |
| ST. CROIX | 198 | 198 | 0 |
| Office Totals: | 2,626 | 2,623 | 3 |

**G.A.B. Canvass Reporting System
County by County Report
2012 PARTISAN PRIMARY**

ASSEMBLY - DISTRICT 29 - REPUBLICAN

| County | Total Votes Cast | REP | |
|-----------------------|------------------|--------------|------------|
| | | JOHN MURTHA | SCATTERING |
| DUNN | 912 | 908 | 4 |
| ST. CROIX | 1,321 | 1,316 | 5 |
| Office Totals: | 2,233 | 2,224 | 9 |

**G.A.B. Canvass Reporting System
County by County Report
2012 PARTISAN PRIMARY**

ASSEMBLY - DISTRICT 30 - REPUBLICAN

| County | Total Votes Cast | REP | |
|-----------------------|------------------|---------------|------------|
| | | DEAN KNUDDSON | SCATTERING |
| PIERCE | 428 | 424 | 4 |
| ST. CROIX | 2,164 | 2,155 | 9 |
| Office Totals: | 2,592 | 2,579 | 13 |

**G.A.B. Canvass Reporting System
County by County Report
2012 PARTISAN PRIMARY**

ASSEMBLY - DISTRICT 31 - REPUBLICAN

| County | Total Votes Cast | REP | |
|-----------------------|------------------|----------------|------------|
| | | AMY LOUDENBECK | SCATTERING |
| ROCK | 2,180 | 2,169 | 11 |
| WALWORTH | 2,789 | 2,778 | 11 |
| Office Totals: | 4,969 | 4,947 | 22 |

**G.A.B. Canvass Reporting System
County by County Report
2012 PARTISAN PRIMARY**

ASSEMBLY - DISTRICT 32 - REPUBLICAN

| County | Total Votes Cast | REP | |
|-----------------------|------------------|--------------|------------|
| | | TYLER AUGUST | SCATTERING |
| KENOSHA | 284 | 282 | 2 |
| RACINE | 172 | 172 | 0 |
| WALWORTH | 4,518 | 4,475 | 43 |
| Office Totals: | 4,974 | 4,929 | 45 |

**G.A.B. Canvass Reporting System
County by County Report
2012 PARTISAN PRIMARY**

ASSEMBLY - DISTRICT 33 - REPUBLICAN

| County | Total Votes Cast | REP | |
|-----------------------|------------------|--------------|------------|
| | | STEVE NASS | SCATTERING |
| JEFFERSON | 2,768 | 2,752 | 16 |
| WALWORTH | 889 | 887 | 2 |
| WAUKESHA | 2,234 | 2,233 | 1 |
| Office Totals: | 5,891 | 5,872 | 19 |

**G.A.B. Canvass Reporting System
County by County Report
2012 PARTISAN PRIMARY**

ASSEMBLY - DISTRICT 34 - REPUBLICAN

| County | Total Votes Cast | REP | REP | |
|-----------------------|------------------|--------------|----------------|------------|
| | | ALEX YOUNG | ROB SWEARINGEN | SCATTERING |
| FLORENCE | 394 | 164 | 230 | 0 |
| FOREST | 143 | 52 | 91 | 0 |
| ONEIDA | 3,875 | 944 | 2,921 | 10 |
| VILAS | 2,542 | 620 | 1,919 | 3 |
| Office Totals: | 6,954 | 1,780 | 5,161 | 13 |

**G.A.B. Canvass Reporting System
County by County Report
2012 PARTISAN PRIMARY**

ASSEMBLY - DISTRICT 35 - REPUBLICAN

| County | Total Votes Cast | REP | |
|-----------------------|------------------|--------------|------------|
| | | MARY CZAJA | SCATTERING |
| LANGLADE | 1,198 | 1,190 | 8 |
| LINCOLN | 2,214 | 2,200 | 14 |
| MARATHON | 253 | 252 | 1 |
| ONEIDA | 317 | 317 | 0 |
| SHAWANO | 296 | 296 | 0 |
| Office Totals: | 4,278 | 4,255 | 23 |

**G.A.B. Canvass Reporting System
County by County Report
2012 PARTISAN PRIMARY**

ASSEMBLY - DISTRICT 36 - REPUBLICAN

| County | Total Votes Cast | REP | |
|-----------------------|------------------|-------------------|------------|
| | | JEFFREY L. MURSAU | SCATTERING |
| FOREST | 421 | 421 | 0 |
| LANGLADE | 261 | 260 | 1 |
| MARINETTE | 1,888 | 1,886 | 2 |
| MENOMINEE | 72 | 72 | 0 |
| OCONTO | 2,724 | 2,719 | 5 |
| SHAWANO | 404 | 404 | 0 |
| Office Totals: | 5,770 | 5,762 | 8 |

**G.A.B. Canvass Reporting System
County by County Report
2012 PARTISAN PRIMARY**

ASSEMBLY - DISTRICT 37 - REPUBLICAN

| County | Total Votes Cast | REP | REP | REP | REP | REP | |
|-----------------------|------------------|--------------|----------------|---------------|--------------------|---------------------|------------|
| | | JOHN JAGLER | STEVE KAUFFELD | CHRIS RUETTEN | JAMES B. BRAUGHLER | JAMES W. ROMLEIN SR | SCATTERING |
| COLUMBIA | 364 | 216 | 58 | 39 | 31 | 19 | 1 |
| DANE | 947 | 427 | 167 | 197 | 65 | 87 | 4 |
| DODGE | 2,437 | 1,284 | 536 | 60 | 339 | 217 | 1 |
| JEFFERSON | 2,796 | 1,485 | 466 | 179 | 329 | 332 | 5 |
| Office Totals: | 6,544 | 3,412 | 1,227 | 475 | 764 | 655 | 11 |

**G.A.B. Canvass Reporting System
County by County Report
2012 PARTISAN PRIMARY**

ASSEMBLY - DISTRICT 38 - REPUBLICAN

| County | Total Votes Cast | REP | |
|-----------------------|------------------|----------------|------------|
| | | JOEL KLEEFISCH | SCATTERING |
| DANE | 667 | 664 | 3 |
| JEFFERSON | 2,177 | 2,157 | 20 |
| WAUKESHA | 4,244 | 4,222 | 22 |
| Office Totals: | 7,088 | 7,043 | 45 |

**G.A.B. Canvass Reporting System
County by County Report
2012 PARTISAN PRIMARY**

ASSEMBLY - DISTRICT 39 - REPUBLICAN

| County | Total Votes Cast | REP | REP | REP | |
|-----------------------|------------------|--------------|--------------|---------------|----------|
| | | DON LECHNER | MARK L. BORN | TRACY A HERON | |
| DODGE | 7,644 | 2,282 | 3,834 | 1,524 | 4 |
| WASHINGTON | 318 | 99 | 189 | 30 | 0 |
| Office Totals: | 7,962 | 2,381 | 4,023 | 1,554 | 4 |

**G.A.B. Canvass Reporting System
County by County Report
2012 PARTISAN PRIMARY**

ASSEMBLY - DISTRICT 40 - REPUBLICAN

| County | Total Votes Cast | REP | |
|-----------------------|------------------|----------------|------------|
| | | KEVIN PETERSEN | SCATTERING |
| OUTAGAMIE | 93 | 93 | 0 |
| SHAWANO | 1 | 1 | 0 |
| WAUPACA | 4,239 | 4,220 | 19 |
| WAUSHARA | 1,343 | 1,342 | 1 |
| Office Totals: | 5,676 | 5,656 | 20 |

**G.A.B. Canvass Reporting System
County by County Report
2012 PARTISAN PRIMARY**

ASSEMBLY - DISTRICT 41 - REPUBLICAN

| County | Total Votes Cast | REP | |
|-----------------------|------------------|--------------|------------|
| | | JOAN BALLWEG | SCATTERING |
| ADAMS | 685 | 684 | 1 |
| COLUMBIA | 111 | 111 | 0 |
| FOND DU LAC | 898 | 893 | 5 |
| GREEN LAKE | 2,848 | 2,831 | 17 |
| JUNEAU | 0 | 0 | 0 |
| MARQUETTE | 1,289 | 1,287 | 2 |
| SAUK | 116 | 116 | 0 |
| WAUSHARA | 12 | 12 | 0 |
| Office Totals: | 5,959 | 5,934 | 25 |

**G.A.B. Canvass Reporting System
County by County Report
2012 PARTISAN PRIMARY**

ASSEMBLY - DISTRICT 42 - REPUBLICAN

| County | Total Votes Cast | REP | |
|-----------------------|------------------|--------------|------------|
| | | KEITH RIPP | SCATTERING |
| COLUMBIA | 2,958 | 2,915 | 43 |
| DANE | 323 | 323 | 0 |
| DODGE | 892 | 891 | 1 |
| FOND DU LAC | 429 | 428 | 1 |
| GREEN LAKE | 261 | 260 | 1 |
| MARQUETTE | 301 | 301 | 0 |
| Office Totals: | 5,164 | 5,118 | 46 |

**G.A.B. Canvass Reporting System
County by County Report
2012 PARTISAN PRIMARY**

ASSEMBLY - DISTRICT 43 - REPUBLICAN

| County | Total Votes Cast | REP | |
|-----------------------|------------------|--------------|------------|
| | | EVAN WYNN | SCATTERING |
| DANE | 430 | 429 | 1 |
| JEFFERSON | 566 | 564 | 2 |
| ROCK | 1,949 | 1,935 | 14 |
| WALWORTH | 699 | 690 | 9 |
| Office Totals: | 3,644 | 3,618 | 26 |

**G.A.B. Canvass Reporting System
County by County Report
2012 PARTISAN PRIMARY**

ASSEMBLY - DISTRICT 44 - REPUBLICAN

| County | Total Votes Cast | REP | |
|-----------------------|------------------|--------------|------------|
| | | JOE KNILLANS | SCATTERING |
| ROCK | 3,289 | 3,273 | 16 |
| Office Totals: | 3,289 | 3,273 | 16 |

**G.A.B. Canvass Reporting System
County by County Report
2012 PARTISAN PRIMARY**

ASSEMBLY - DISTRICT 45 - REPUBLICAN

| County | Total Votes Cast | REP | REP | |
|-----------------------|------------------|----------------|--------------|------------|
| | | RUSSELL RUCKER | BETH SCHMIDT | SCATTERING |
| GREEN | 759 | 307 | 451 | 1 |
| ROCK | 2,131 | 884 | 1,246 | 1 |
| Office Totals: | 2,890 | 1,191 | 1,697 | 2 |

**G.A.B. Canvass Reporting System
County by County Report
2012 PARTISAN PRIMARY**

ASSEMBLY - DISTRICT 46 - REPUBLICAN

| County | Total Votes Cast | REP | |
|-----------------------|------------------|----------------|------------|
| | | TRISH SCHAEFER | SCATTERING |
| DANE | 2,700 | 2,694 | 6 |
| Office Totals: | 2,700 | 2,694 | 6 |

**G.A.B. Canvass Reporting System
County by County Report
2012 PARTISAN PRIMARY**

ASSEMBLY - DISTRICT 47 - REPUBLICAN

| County | Total Votes Cast | REP | |
|-----------------------|------------------|--------------|------------|
| | | SANDY BAKK | SCATTERING |
| DANE | 2,499 | 2,491 | 8 |
| Office Totals: | 2,499 | 2,491 | 8 |

**G.A.B. Canvass Reporting System
County by County Report
2012 PARTISAN PRIMARY**

ASSEMBLY - DISTRICT 48 - REPUBLICAN

| County | Total Votes Cast | REP | REP | |
|-----------------------|------------------|---------------------------------------|--------------------------|------------|
| | | JONATHAN WILLIAM RYGIEWICZ (WRITE-IN) | ADAM KASSULKE (WRITE-IN) | SCATTERING |
| DANE | 35 | 6 | 1 | 28 |
| Office Totals: | 35 | 6 | 1 | 28 |

**G.A.B. Canvass Reporting System
County by County Report
2012 PARTISAN PRIMARY**

ASSEMBLY - DISTRICT 49 - REPUBLICAN

| County | Total Votes Cast | REP | REP | SCATTERING |
|-----------------------|------------------|--------------|---------------|------------|
| | | DAVE KUHLE | TRAVIS TRANEL | |
| GRANT | 5,219 | 1,824 | 3,392 | 3 |
| IOWA | 20 | 6 | 14 | 0 |
| LAFAYETTE | 148 | 61 | 87 | 0 |
| RICHLAND | 465 | 184 | 280 | 1 |
| Office Totals: | 5,852 | 2,075 | 3,773 | 4 |

**G.A.B. Canvass Reporting System
County by County Report
2012 PARTISAN PRIMARY**

ASSEMBLY - DISTRICT 50 - REPUBLICAN

| County | Total Votes Cast | REP | |
|-----------------------|------------------|--------------|------------|
| | | ED BROOKS | SCATTERING |
| JUNEAU | 2,522 | 2,500 | 22 |
| MONROE | 179 | 179 | 0 |
| RICHLAND | 695 | 694 | 1 |
| SAUK | 1,366 | 1,357 | 9 |
| VERNON | 28 | 28 | 0 |
| Office Totals: | 4,790 | 4,758 | 32 |

**G.A.B. Canvass Reporting System
County by County Report
2012 PARTISAN PRIMARY**

ASSEMBLY - DISTRICT 51 - REPUBLICAN

| County | Total Votes Cast | REP | |
|-----------------------|------------------|-----------------|------------|
| | | HOWARD MARKLEIN | SCATTERING |
| GREEN | 873 | 869 | 4 |
| IOWA | 1,101 | 1,099 | 2 |
| LAFAYETTE | 925 | 923 | 2 |
| RICHLAND | 289 | 289 | 0 |
| SAUK | 491 | 490 | 1 |
| Office Totals: | 3,679 | 3,670 | 9 |

**G.A.B. Canvass Reporting System
County by County Report
2012 PARTISAN PRIMARY**

ASSEMBLY - DISTRICT 52 - REPUBLICAN

| County | Total Votes Cast | REP | |
|-----------------------|------------------|-------------------|------------|
| | | JEREMY THIESFELDT | SCATTERING |
| FOND DU LAC | 6,900 | 6,878 | 22 |
| Office Totals: | 6,900 | 6,878 | 22 |

**G.A.B. Canvass Reporting System
County by County Report
2012 PARTISAN PRIMARY**

ASSEMBLY - DISTRICT 53 - REPUBLICAN

| County | Total Votes Cast | REP | REP | REP | |
|-----------------------|------------------|----------------|---------------|-----------------|------------|
| | | MICHAEL SCHRAA | KURT SCHULLER | FRANK FRASSETTO | SCATTERING |
| DODGE | 580 | 383 | 110 | 86 | 1 |
| FOND DU LAC | 2,685 | 1,674 | 420 | 588 | 3 |
| WINNEBAGO | 3,960 | 2,346 | 321 | 1,288 | 5 |
| Office Totals: | 7,225 | 4,403 | 851 | 1,962 | 9 |

**G.A.B. Canvass Reporting System
County by County Report
2012 PARTISAN PRIMARY**

ASSEMBLY - DISTRICT 54 - REPUBLICAN

| County | Total Votes Cast | REP | |
|-----------------------|------------------|-------------------|------------|
| | | PAUL J. ESSLINGER | SCATTERING |
| WINNEBAGO | 3,048 | 2,988 | 60 |
| Office Totals: | 3,048 | 2,988 | 60 |

**G.A.B. Canvass Reporting System
County by County Report
2012 PARTISAN PRIMARY**

ASSEMBLY - DISTRICT 55 - REPUBLICAN

| County | Total Votes Cast | REP | REP | SCATTERING |
|-----------------------|------------------|---------------|-----------------|------------|
| | | JAY SCHROEDER | DEAN R. KAUFERT | |
| OUTAGAMIE | 1,419 | 573 | 844 | 2 |
| WINNEBAGO | 5,683 | 1,914 | 3,768 | 1 |
| Office Totals: | 7,102 | 2,487 | 4,612 | 3 |

**G.A.B. Canvass Reporting System
County by County Report
2012 PARTISAN PRIMARY**

ASSEMBLY - DISTRICT 56 - REPUBLICAN

| County | Total Votes Cast | REP | REP | |
|-----------------------|------------------|--------------|--------------|------------|
| | | JIM PLEUSS | DAVE MURPHY | SCATTERING |
| OUTAGAMIE | 5,517 | 2,688 | 2,822 | 7 |
| WINNEBAGO | 1,555 | 727 | 817 | 11 |
| Office Totals: | 7,072 | 3,415 | 3,639 | 18 |

**G.A.B. Canvass Reporting System
County by County Report
2012 PARTISAN PRIMARY**

ASSEMBLY - DISTRICT 57 - REPUBLICAN

| County | Total Votes Cast | REP | |
|-----------------------|------------------|---------------------------|------------|
| | | BRIAN GARROW (WRITE - IN) | SCATTERING |
| OUTAGAMIE | 294 | 232 | 62 |
| WINNEBAGO | 165 | 117 | 48 |
| Office Totals: | 459 | 349 | 110 |

**G.A.B. Canvass Reporting System
 County by County Report
 2012 PARTISAN PRIMARY**

ASSEMBLY - DISTRICT 58 - REPUBLICAN

| County | Total Votes Cast | REP | |
|-----------------------|------------------|---------------|------------|
| | | PAT STRACHOTA | SCATTERING |
| WASHINGTON | 7,481 | 7,461 | 20 |
| Office Totals: | 7,481 | 7,461 | 20 |

**G.A.B. Canvass Reporting System
County by County Report
2012 PARTISAN PRIMARY**

ASSEMBLY - DISTRICT 59 - REPUBLICAN

| County | Total Votes Cast | REP | |
|-----------------------|------------------|--------------------|------------|
| | | DANIEL R. LEMAHIEU | SCATTERING |
| CALUMET | 599 | 599 | 0 |
| FOND DU LAC | 1,944 | 1,937 | 7 |
| SHEBOYGAN | 1,117 | 1,115 | 2 |
| WASHINGTON | 3,436 | 3,421 | 15 |
| Office Totals: | 7,096 | 7,072 | 24 |

G.A.B. Canvass Reporting System
 County by County Report
 2012 PARTISAN PRIMARY

ASSEMBLY - DISTRICT 60 - REPUBLICAN

| County | Total Votes Cast | REP | |
|-----------------------|------------------|---------------|------------|
| | | DUEY STROEBEL | SCATTERING |
| OZAUKEE | 6,182 | 6,157 | 25 |
| WASHINGTON | 1,851 | 1,850 | 1 |
| Office Totals: | 8,033 | 8,007 | 26 |

**G.A.B. Canvass Reporting System
County by County Report
2012 PARTISAN PRIMARY**

ASSEMBLY - DISTRICT 61 - REPUBLICAN

| County | Total Votes Cast | REP | |
|-----------------------|------------------|------------------|------------|
| | | SAMANTHA KERKMAN | SCATTERING |
| KENOSHA | 3,932 | 3,913 | 19 |
| Office Totals: | 3,932 | 3,913 | 19 |

**G.A.B. Canvass Reporting System
County by County Report
2012 PARTISAN PRIMARY**

ASSEMBLY - DISTRICT 62 - REPUBLICAN

| County | Total Votes Cast | REP | |
|-----------------------|------------------|-----------------|------------|
| | | TOM WEATHERSTON | SCATTERING |
| RACINE | 5,786 | 5,775 | 11 |
| Office Totals: | 5,786 | 5,775 | 11 |

**G.A.B. Canvass Reporting System
County by County Report
2012 PARTISAN PRIMARY**

ASSEMBLY - DISTRICT 63 - REPUBLICAN

| County | Total Votes Cast | REP | |
|-----------------------|------------------|--------------|------------|
| | | ROBIN J. VOS | SCATTERING |
| RACINE | 6,220 | 6,178 | 42 |
| WALWORTH | 0 | 0 | 0 |
| Office Totals: | 6,220 | 6,178 | 42 |

G.A.B. Canvass Reporting System
County by County Report
2012 PARTISAN PRIMARY


ASSEMBLY - DISTRICT 64 - REPUBLICAN

| County | Total Votes Cast | |
|-----------------------|------------------|------------|
| | | SCATTERING |
| KENOSHA | 54 | 54 |
| RACINE | 6 | 6 |
| Office Totals: | 60 | 60 |

G.A.B. Canvass Reporting System
County by County Report
2012 PARTISAN PRIMARY

ASSEMBLY - DISTRICT 65 - REPUBLICAN

| County | Total Votes Cast | |
|----------------|------------------|----|
| | | |
| KENOSHA | 53 | 53 |
| Office Totals: | 53 | 53 |



**G.A.B. Canvass Reporting System
 County by County Report
 2012 PARTISAN PRIMARY**

ASSEMBLY - DISTRICT 66 - REPUBLICAN

| County | Total Votes Cast | |
|-----------------------|------------------|-----------|
| RACINE | 49 | 49 |
| Office Totals: | 49 | 49 |

SCATTERING

**G.A.B. Canvass Reporting System
County by County Report
2012 PARTISAN PRIMARY**

ASSEMBLY - DISTRICT 67 - REPUBLICAN

| County | Total Votes Cast | REP | REP | |
|-----------------------|------------------|--------------|--------------------------------|------------|
| | | TOM LARSON | JAYME RYAN SCHULNER (WRITE-IN) | SCATTERING |
| BARRON | 1 | 1 | 0 | 0 |
| CHIPPEWA | 2,361 | 2,345 | 10 | 6 |
| DUNN | 1,100 | 1,094 | 0 | 6 |
| Office Totals: | 3,462 | 3,440 | 10 | 12 |

**G.A.B. Canvass Reporting System
County by County Report
2012 PARTISAN PRIMARY**

ASSEMBLY - DISTRICT 68 - REPUBLICAN

| County | Total Votes Cast | REP | |
|-----------------------|------------------|---------------|------------|
| | | KATHY BERNIER | SCATTERING |
| CHIPPEWA | 882 | 881 | 1 |
| CLARK | 544 | 540 | 4 |
| EAU CLAIRE | 1,202 | 1,196 | 6 |
| JACKSON | 71 | 71 | 0 |
| TREMPEALEAU | 134 | 132 | 2 |
| Office Totals: | 2,833 | 2,820 | 13 |

**G.A.B. Canvass Reporting System
County by County Report
2012 PARTISAN PRIMARY**

ASSEMBLY - DISTRICT 69 - REPUBLICAN

| County | Total Votes Cast | REP | |
|-----------------------|------------------|--------------|------------|
| | | SCOTT SUDER | SCATTERING |
| CLARK | 1,626 | 1,618 | 8 |
| MARATHON | 1,029 | 1,027 | 2 |
| WOOD | 1,336 | 1,332 | 4 |
| Office Totals: | 3,991 | 3,977 | 14 |

**G.A.B. Canvass Reporting System
County by County Report
2012 PARTISAN PRIMARY**

ASSEMBLY - DISTRICT 70 - REPUBLICAN

| County | Total Votes Cast | REP | REP | |
|-----------------------|------------------|---------------------|--------------|------------|
| | | NANCY L. VANDERMEER | DAN WALD | SCATTERING |
| JACKSON | 165 | 86 | 79 | 0 |
| MONROE | 3,116 | 2,194 | 919 | 3 |
| PORTAGE | 581 | 269 | 310 | 2 |
| WOOD | 1,475 | 576 | 897 | 2 |
| Office Totals: | 5,337 | 3,125 | 2,205 | 7 |

**G.A.B. Canvass Reporting System
 County by County Report
 2012 PARTISAN PRIMARY**

ASSEMBLY - DISTRICT 71 - REPUBLICAN

| County | Total Votes Cast | REP | |
|-----------------------|------------------|----------------|------------|
| | | PATRICK TESTIN | SCATTERING |
| PORTAGE | 1,915 | 1,903 | 12 |
| Office Totals: | 1,915 | 1,903 | 12 |

**G.A.B. Canvass Reporting System
County by County Report
2012 PARTISAN PRIMARY**

ASSEMBLY - DISTRICT 72 - REPUBLICAN

| County | Total Votes Cast | REP | |
|-----------------------|------------------|---------------|------------|
| | | SCOTT S. KRUG | SCATTERING |
| ADAMS | 729 | 727 | 2 |
| PORTAGE | 194 | 193 | 1 |
| WAUSHARA | 1,354 | 1,348 | 6 |
| WOOD | 2,312 | 2,293 | 19 |
| Office Totals: | 4,589 | 4,561 | 28 |

**G.A.B. Canvass Reporting System
County by County Report
2012 PARTISAN PRIMARY**

ASSEMBLY - DISTRICT 73 - REPUBLICAN

| County | Total Votes Cast | SCATTERING |
|-----------------------|------------------|------------|
| BURNETT | 1 | 1 |
| DOUGLAS | 27 | 27 |
| WASHBURN | 8 | 8 |
| Office Totals: | 36 | 36 |

**G.A.B. Canvass Reporting System
County by County Report
2012 PARTISAN PRIMARY**

ASSEMBLY - DISTRICT 74 - REPUBLICAN

| County | Total Votes Cast | REP | |
|-----------------------|------------------|--------------|------------|
| | | JOHN SENDRA | SCATTERING |
| ASHLAND | 474 | 468 | 6 |
| BAYFIELD | 691 | 690 | 1 |
| DOUGLAS | 38 | 38 | 0 |
| IRON | 520 | 516 | 4 |
| PRICE | 1,082 | 1,080 | 2 |
| SAWYER | 143 | 143 | 0 |
| VILAS | 167 | 167 | 0 |
| Office Totals: | 3,115 | 3,102 | 13 |

**G.A.B. Canvass Reporting System
County by County Report
2012 PARTISAN PRIMARY**

ASSEMBLY - DISTRICT 75 - REPUBLICAN

| County | Total Votes Cast | REP | |
|-----------------------|------------------|--------------|------------|
| | | ROGER RIVARD | SCATTERING |
| BARRON | 2,932 | 2,916 | 16 |
| BURNETT | 10 | 10 | 0 |
| DUNN | 38 | 38 | 0 |
| POLK | 146 | 146 | 0 |
| ST. CROIX | 26 | 26 | 0 |
| WASHBURN | 566 | 566 | 0 |
| Office Totals: | 3,718 | 3,702 | 16 |

G.A.B. Canvass Reporting System
County by County Report
2012 PARTISAN PRIMARY

ASSEMBLY - DISTRICT 76 - REPUBLICAN

| County | Total Votes Cast | |
|-----------------------|------------------|-----------|
| | | |
| DANE | 22 | 22 |
| Office Totals: | 22 | 22 |

SCATTERING

**G.A.B. Canvass Reporting System
 County by County Report
 2012 PARTISAN PRIMARY**

ASSEMBLY - DISTRICT 77 - REPUBLICAN


| County | Total Votes Cast | |
|-----------------------|------------------|-----------|
| | | |
| DANE | 19 | 19 |
| Office Totals: | 19 | 19 |

SCATTERING

G.A.B. Canvass Reporting System
County by County Report
2012 PARTISAN PRIMARY

ASSEMBLY - DISTRICT 78 - REPUBLICAN


| County | Total Votes Cast | |
|----------------|------------------|----|
| | | |
| DANE | 22 | 22 |
| Office Totals: | 22 | 22 |



G.A.B. Canvass Reporting System
County by County Report
2012 PARTISAN PRIMARY

ASSEMBLY - DISTRICT 79 - REPUBLICAN

| County | Total Votes Cast | |
|----------------|------------------|----|
| | | |
| DANE | 64 | 64 |
| Office Totals: | 64 | 64 |



**G.A.B. Canvass Reporting System
County by County Report
2012 PARTISAN PRIMARY**

ASSEMBLY - DISTRICT 80 - REPUBLICAN

| County | Total Votes Cast | REP | |
|-----------------------|------------------|---------------|------------|
| | | TOM LAMBERSON | SCATTERING |
| DANE | 2,230 | 2,226 | 4 |
| GREEN | 573 | 569 | 4 |
| IOWA | 226 | 225 | 1 |
| Office Totals: | 3,029 | 3,020 | 9 |

**G.A.B. Canvass Reporting System
County by County Report
2012 PARTISAN PRIMARY**

ASSEMBLY - DISTRICT 81 - REPUBLICAN

| County | Total Votes Cast | REP | |
|-----------------------|------------------|----------------|------------|
| | | SCOTT FROSTMAN | SCATTERING |
| COLUMBIA | 893 | 886 | 7 |
| DANE | 328 | 328 | 0 |
| IOWA | 130 | 130 | 0 |
| SAUK | 1,998 | 1,995 | 3 |
| Office Totals: | 3,349 | 3,339 | 10 |

**G.A.B. Canvass Reporting System
County by County Report
2012 PARTISAN PRIMARY**

ASSEMBLY - DISTRICT 82 - REPUBLICAN

| County | Total Votes Cast | REP | |
|-----------------------|------------------|--------------|------------|
| | | JEFF STONE | SCATTERING |
| MILWAUKEE | 6,329 | 6,304 | 25 |
| Office Totals: | 6,329 | 6,304 | 25 |

**G.A.B. Canvass Reporting System
County by County Report
2012 PARTISAN PRIMARY**

ASSEMBLY - DISTRICT 83 - REPUBLICAN

| County | Total Votes Cast | REP | |
|-----------------------|------------------|--------------|------------|
| | | DAVE CRAIG | SCATTERING |
| MILWAUKEE | 937 | 934 | 3 |
| RACINE | 1,595 | 1,594 | 1 |
| WALWORTH | 120 | 120 | 0 |
| WAUKESHA | 5,212 | 5,200 | 12 |
| Office Totals: | 7,864 | 7,848 | 16 |

**G.A.B. Canvass Reporting System
County by County Report
2012 PARTISAN PRIMARY**

ASSEMBLY - DISTRICT 84 - REPUBLICAN

| County | Total Votes Cast | REP | |
|-----------------------|------------------|----------------|------------|
| | | MIKE KUGLITSCH | SCATTERING |
| MILWAUKEE | 2,702 | 2,688 | 14 |
| WAUKESHA | 2,769 | 2,766 | 3 |
| Office Totals: | 5,471 | 5,454 | 17 |

**G.A.B. Canvass Reporting System
County by County Report
2012 PARTISAN PRIMARY**

ASSEMBLY - DISTRICT 85 - REPUBLICAN

| County | Total Votes Cast | REP | |
|-----------------------|------------------|----------------|------------|
| | | PATRICK SNYDER | SCATTERING |
| MARATHON | 3,763 | 3,745 | 18 |
| Office Totals: | 3,763 | 3,745 | 18 |

**G.A.B. Canvass Reporting System
County by County Report
2012 PARTISAN PRIMARY**

ASSEMBLY - DISTRICT 86 - REPUBLICAN

| County | Total Votes Cast | REP | REP | SCATTERING |
|-----------------------|------------------|--------------|------------------|------------|
| | | JOHN SPIROS | WAYNE C. THORSON | |
| MARATHON | 4,763 | 3,412 | 1,341 | 10 |
| WOOD | 664 | 573 | 89 | 2 |
| Office Totals: | 5,427 | 3,985 | 1,430 | 12 |

**G.A.B. Canvass Reporting System
County by County Report
2012 PARTISAN PRIMARY**

ASSEMBLY - DISTRICT 87 - REPUBLICAN

| County | Total Votes Cast | REP | |
|-----------------------|------------------|---------------|------------|
| | | MARY WILLIAMS | SCATTERING |
| CLARK | 20 | 20 | 0 |
| MARATHON | 300 | 297 | 3 |
| RUSK | 1,303 | 1,298 | 5 |
| SAWYER | 983 | 976 | 7 |
| TAYLOR | 1,648 | 1,640 | 8 |
| Office Totals: | 4,254 | 4,231 | 23 |

**G.A.B. Canvass Reporting System
County by County Report
2012 PARTISAN PRIMARY**

ASSEMBLY - DISTRICT 88 - REPUBLICAN

| County | Total Votes Cast | REP | |
|-----------------------|------------------|--------------|------------|
| | | JOHN KLENKE | SCATTERING |
| BROWN | 4,254 | 4,240 | 14 |
| Office Totals: | 4,254 | 4,240 | 14 |

**G.A.B. Canvass Reporting System
County by County Report
2012 PARTISAN PRIMARY**

ASSEMBLY - DISTRICT 89 - REPUBLICAN

| County | Total Votes Cast | REP | |
|-----------------------|------------------|--------------|------------|
| | | JOHN NYGREN | SCATTERING |
| BROWN | 1,573 | 1,566 | 7 |
| MARINETTE | 1,720 | 1,716 | 4 |
| OCONTO | 1,701 | 1,699 | 2 |
| Office Totals: | 4,994 | 4,981 | 13 |

**G.A.B. Canvass Reporting System
County by County Report
2012 PARTISAN PRIMARY**

ASSEMBLY - DISTRICT 90 - REPUBLICAN

| County | Total Votes Cast | REP | REP | |
|-----------------------|------------------|-------------------|--------------|------------|
| | | DAVID VANDERLEEST | JOEL DINY | SCATTERING |
| BROWN | 2,738 | 1,702 | 1,027 | 9 |
| Office Totals: | 2,738 | 1,702 | 1,027 | 9 |

**G.A.B. Canvass Reporting System
 County by County Report
 2012 PARTISAN PRIMARY**

ASSEMBLY - DISTRICT 91 - REPUBLICAN

| County | Total Votes Cast | |
|-----------------------|------------------|------------|
| CHIPPEWA | 0 | 0 |
| EAU CLAIRE | 113 | 113 |
| Office Totals: | 113 | 113 |

SCATTERING

**G.A.B. Canvass Reporting System
County by County Report
2012 PARTISAN PRIMARY**

ASSEMBLY - DISTRICT 92 - REPUBLICAN

| County | Total Votes Cast | REP | |
|-----------------------|------------------|--------------------------------|------------|
| | | STEPHEN JAMES DOERR (WRITE-IN) | SCATTERING |
| BUFFALO | 55 | 48 | 7 |
| JACKSON | 12 | 9 | 3 |
| TREMPEALEAU | 78 | 54 | 24 |
| Office Totals: | 145 | 111 | 34 |

**G.A.B. Canvass Reporting System
County by County Report
2012 PARTISAN PRIMARY**

ASSEMBLY - DISTRICT 93 - REPUBLICAN

| County | Total Votes Cast | REP | |
|-----------------------|------------------|---------------|------------|
| | | WARREN PETRYK | SCATTERING |
| BUFFALO | 15 | 15 | 0 |
| DUNN | 233 | 233 | 0 |
| EAU CLAIRE | 1,406 | 1,398 | 8 |
| PEPIN | 357 | 356 | 1 |
| PIERCE | 1,003 | 1,001 | 2 |
| ST. CROIX | 0 | 0 | 0 |
| Office Totals: | 3,014 | 3,003 | 11 |

**G.A.B. Canvass Reporting System
County by County Report
2012 PARTISAN PRIMARY**

ASSEMBLY - DISTRICT 94 - REPUBLICAN

| County | Total Votes Cast | REP | REP | |
|-----------------------|------------------|--------------|--------------|------------|
| | | KEVIN HINTZ | BRUCE EVERS | SCATTERING |
| LA CROSSE | 3,998 | 1,763 | 2,231 | 4 |
| Office Totals: | 3,998 | 1,763 | 2,231 | 4 |

**G.A.B. Canvass Reporting System
 County by County Report
 2012 PARTISAN PRIMARY**

ASSEMBLY - DISTRICT 95 - REPUBLICAN

| County | Total Votes Cast | |
|-----------------------|------------------|-----------|
| LA CROSSE | 35 | 35 |
| Office Totals: | 35 | 35 |

SCATTERING

**G.A.B. Canvass Reporting System
County by County Report
2012 PARTISAN PRIMARY**

ASSEMBLY - DISTRICT 96 - REPUBLICAN

| County | Total Votes Cast | REP | |
|-----------------------|------------------|----------------|------------|
| | | LEE A. NERISON | SCATTERING |
| CRAWFORD | 1,054 | 1,050 | 4 |
| MONROE | 1,109 | 1,107 | 2 |
| VERNON | 2,556 | 2,543 | 13 |
| Office Totals: | 4,719 | 4,700 | 19 |

**G.A.B. Canvass Reporting System
County by County Report
2012 PARTISAN PRIMARY**

ASSEMBLY - DISTRICT 97 - REPUBLICAN

| County | Total Votes Cast | REP | |
|-----------------------|------------------|--------------|------------|
| | | BILL KRAMER | SCATTERING |
| WAUKESHA | 5,507 | 5,487 | 20 |
| Office Totals: | 5,507 | 5,487 | 20 |

**G.A.B. Canvass Reporting System
County by County Report
2012 PARTISAN PRIMARY**

ASSEMBLY - DISTRICT 98 - REPUBLICAN

| County | Total Votes Cast | REP | |
|-----------------------|------------------|--------------|------------|
| | | PAUL FARROW | SCATTERING |
| WAUKESHA | 6,990 | 6,971 | 19 |
| Office Totals: | 6,990 | 6,971 | 19 |

**G.A.B. Canvass Reporting System
County by County Report
2012 PARTISAN PRIMARY**

ASSEMBLY - DISTRICT 99 - REPUBLICAN

| County | Total Votes Cast | REP | |
|-----------------------|------------------|---------------|------------|
| | | CHRIS KAPENGA | SCATTERING |
| WAUKESHA | 9,448 | 9,427 | 21 |
| Office Totals: | 9,448 | 9,427 | 21 |

**G.A.B. Canvass Reporting System
County by County Report
2012 PARTISAN PRIMARY**

ASSEMBLY - DISTRICT 1 - DEMOCRATIC

| County | Total Votes Cast | DEM | DEM | SCATTERING |
|-----------------------|------------------|----------------|----------------|------------|
| | | PATRICK VEESER | ARNIE JOHNSRUD | |
| BROWN | 223 | 176 | 45 | 2 |
| DOOR | 1,180 | 587 | 592 | 1 |
| KEWAUNEE | 1,722 | 809 | 912 | 1 |
| MANITOWOC | 13 | 10 | 3 | 0 |
| Office Totals: | 3,138 | 1,582 | 1,552 | 4 |

**G.A.B. Canvass Reporting System
County by County Report
2012 PARTISAN PRIMARY**

ASSEMBLY - DISTRICT 2 - DEMOCRATIC

| County | Total Votes Cast | DEM | |
|-----------------------|------------------|--------------|------------|
| | | LARRY PRUESS | SCATTERING |
| BROWN | 268 | 268 | 0 |
| MANITOWOC | 382 | 382 | 0 |
| OUTAGAMIE | 2 | 2 | 0 |
| Office Totals: | 652 | 652 | 0 |

**G.A.B. Canvass Reporting System
County by County Report
2012 PARTISAN PRIMARY**

ASSEMBLY - DISTRICT 3 - DEMOCRATIC

| County | Total Votes Cast | DEM | |
|-----------------------|------------------|-------------|------------|
| | | KOLE OSWALD | SCATTERING |
| CALUMET | 322 | 321 | 1 |
| OUTAGAMIE | 348 | 348 | 0 |
| Office Totals: | 670 | 669 | 1 |

**G.A.B. Canvass Reporting System
County by County Report
2012 PARTISAN PRIMARY**

ASSEMBLY - DISTRICT 4 - DEMOCRATIC

| County | Total Votes Cast | DEM | |
|-----------------------|------------------|----------------------|------------|
| | | MICHAEL J. MALCHESKI | SCATTERING |
| BROWN | 791 | 791 | 0 |
| Office Totals: | 791 | 791 | 0 |

**G.A.B. Canvass Reporting System
County by County Report
2012 PARTISAN PRIMARY**

ASSEMBLY - DISTRICT 5 - DEMOCRATIC

| County | Total Votes Cast | DEM | DEM | |
|-----------------------|------------------|---------------|-------------|------------|
| | | RYAN FERGUSON | JEFF MCCABE | SCATTERING |
| BROWN | 64 | 36 | 28 | 0 |
| OUTAGAMIE | 809 | 305 | 504 | 0 |
| Office Totals: | 873 | 341 | 532 | 0 |

**G.A.B. Canvass Reporting System
County by County Report
2012 PARTISAN PRIMARY**

ASSEMBLY - DISTRICT 6 - DEMOCRATIC

| County | Total Votes Cast | DEM | |
|-----------------------|------------------|-------------|------------|
| | | JOHN POWERS | SCATTERING |
| BROWN | 60 | 60 | 0 |
| OCONTO | 0 | 0 | 0 |
| OUTAGAMIE | 111 | 111 | 0 |
| SHAWANO | 346 | 346 | 0 |
| WAUPACA | 67 | 67 | 0 |
| Office Totals: | 584 | 584 | 0 |

**G.A.B. Canvass Reporting System
County by County Report
2012 PARTISAN PRIMARY**

ASSEMBLY - DISTRICT 7 - DEMOCRATIC

| County | Total Votes Cast | DEM | DEM | |
|-----------------------|------------------|---------------|---------------|------------|
| | | DANIEL RIEMER | PEGGY KRUSICK | SCATTERING |
| MILWAUKEE | 2,858 | 1,908 | 944 | 6 |
| Office Totals: | 2,858 | 1,908 | 944 | 6 |

**G.A.B. Canvass Reporting System
County by County Report
2012 PARTISAN PRIMARY**

ASSEMBLY - DISTRICT 8 - DEMOCRATIC

| County | Total Votes Cast | DEM | DEM | |
|-----------------------|------------------|-------------------|-----------------|------------|
| | | JOCASTA ZAMARRIPA | LAURA MANRIQUEZ | SCATTERING |
| MILWAUKEE | 900 | 599 | 299 | 2 |
| Office Totals: | 900 | 599 | 299 | 2 |

**G.A.B. Canvass Reporting System
County by County Report
2012 PARTISAN PRIMARY**

ASSEMBLY - DISTRICT 9 - DEMOCRATIC

| County | Total Votes Cast | DEM | DEM | |
|-----------------------|------------------|--------------|-------------|------------|
| | | JOSH ZEPNICK | JOSE GUZMAN | SCATTERING |
| MILWAUKEE | 1,196 | 781 | 407 | 8 |
| Office Totals: | 1,196 | 781 | 407 | 8 |

**G.A.B. Canvass Reporting System
County by County Report
2012 PARTISAN PRIMARY**

ASSEMBLY - DISTRICT 10 - DEMOCRATIC

| County | Total Votes Cast | DEM | DEM | DEM | DEM | |
|-----------------------|------------------|-----------------|--------------|--------------|----------------|------------|
| | | HARRIET CALLIER | SANDY PASCH | MILLIE COBY | IESHUH GRIFFIN | SCATTERING |
| MILWAUKEE | 6,080 | 193 | 3,684 | 1,974 | 216 | 13 |
| Office Totals: | 6,080 | 193 | 3,684 | 1,974 | 216 | 13 |

**G.A.B. Canvass Reporting System
County by County Report
2012 PARTISAN PRIMARY**

ASSEMBLY - DISTRICT 11 - DEMOCRATIC

| County | Total Votes Cast | DEM | DEM | |
|-----------------------|------------------|--------------|----------------|------------|
| | | JASON FIELDS | MANDELA BARNES | SCATTERING |
| MILWAUKEE | 3,810 | 1,206 | 2,596 | 8 |
| Office Totals: | 3,810 | 1,206 | 2,596 | 8 |

**G.A.B. Canvass Reporting System
County by County Report
2012 PARTISAN PRIMARY**

ASSEMBLY - DISTRICT 12 - DEMOCRATIC

| County | Total Votes Cast | DEM | DEM | |
|-----------------------|------------------|----------------------|---------------|------------|
| | | FREDERICK P. KESSLER | MARIO R. HALL | SCATTERING |
| MILWAUKEE | 2,710 | 1,937 | 762 | 11 |
| Office Totals: | 2,710 | 1,937 | 762 | 11 |

**G.A.B. Canvass Reporting System
County by County Report
2012 PARTISAN PRIMARY**

ASSEMBLY - DISTRICT 13 - DEMOCRATIC

| County | Total Votes Cast | DEM | |
|-----------------------|------------------|---------------|------------|
| | | JOHN POKRANDT | SCATTERING |
| MILWAUKEE | 680 | 680 | 0 |
| WAUKESHA | 372 | 372 | 0 |
| Office Totals: | 1,052 | 1,052 | 0 |

**G.A.B. Canvass Reporting System
County by County Report
2012 PARTISAN PRIMARY**

ASSEMBLY - DISTRICT 14 - DEMOCRATIC

| County | Total Votes Cast | DEM | |
|-----------------------|------------------|----------------|------------|
| | | CHRIS ROCKWOOD | SCATTERING |
| MILWAUKEE | 643 | 641 | 2 |
| WAUKESHA | 269 | 269 | 0 |
| Office Totals: | 912 | 910 | 2 |

**G.A.B. Canvass Reporting System
County by County Report
2012 PARTISAN PRIMARY**

ASSEMBLY - DISTRICT 15 - DEMOCRATIC

| County | Total Votes Cast | DEM | DEM | |
|-----------------------|------------------|-----------------|-------------|------------|
| | | CHUCK GARRIGUES | CINDY MOORE | SCATTERING |
| MILWAUKEE | 689 | 222 | 462 | 5 |
| WAUKESHA | 331 | 138 | 192 | 1 |
| Office Totals: | 1,020 | 360 | 654 | 6 |

**G.A.B. Canvass Reporting System
County by County Report
2012 PARTISAN PRIMARY**

ASSEMBLY - DISTRICT 16 - DEMOCRATIC

| County | Total Votes Cast | DEM | |
|-----------------------|------------------|---------------|------------|
| | | LEON D. YOUNG | SCATTERING |
| MILWAUKEE | 3,101 | 3,054 | 47 |
| Office Totals: | 3,101 | 3,054 | 47 |

**G.A.B. Canvass Reporting System
County by County Report
2012 PARTISAN PRIMARY**

ASSEMBLY - DISTRICT 17 - DEMOCRATIC

| County | Total Votes Cast | DEM | DEM | DEM | DEM | |
|-----------------------|------------------|-------------|--------------|------------------|--------------|------------|
| | | SAM COLEMAN | FRED ROYAL | LA TONYA JOHNSON | TRACEY DENT | SCATTERING |
| MILWAUKEE | 4,779 | 548 | 1,093 | 2,054 | 1,072 | 12 |
| Office Totals: | 4,779 | 548 | 1,093 | 2,054 | 1,072 | 12 |

**G.A.B. Canvass Reporting System
County by County Report
2012 PARTISAN PRIMARY**

ASSEMBLY - DISTRICT 18 - DEMOCRATIC

| | | DEM | DEM | DEM | DEM | DEM | DEM | DEM | DEM | |
|-----------------------|-------------------------|--------------------|--------------|---------------|--------------------|-----------------|------------|---------------|--------------|------------|
| | | LASHAWNDRRA VERNON | EVAN GOYKE | JARETT FIELDS | MICHAEL L. GLABERE | LISA ERIN BROWN | TY JACKSON | ANDREW PARKER | JAMES DIETER | SCATTERING |
| County | Total Votes Cast | | | | | | | | | |
| MILWAUKEE | 4,411 | 639 | 1,637 | 808 | 169 | 139 | 317 | 335 | 355 | 12 |
| Office Totals: | 4,411 | 639 | 1,637 | 808 | 169 | 139 | 317 | 335 | 355 | 12 |

**G.A.B. Canvass Reporting System
County by County Report
2012 PARTISAN PRIMARY**

ASSEMBLY - DISTRICT 19 - DEMOCRATIC

| County | Total Votes Cast | DEM | |
|-----------------------|------------------|--------------|------------|
| | | JON RICHARDS | SCATTERING |
| MILWAUKEE | 1,830 | 1,825 | 5 |
| Office Totals: | 1,830 | 1,825 | 5 |

**G.A.B. Canvass Reporting System
County by County Report
2012 PARTISAN PRIMARY**

ASSEMBLY - DISTRICT 20 - DEMOCRATIC

| County | Total Votes Cast | DEM | |
|-----------------------|------------------|-------------------|------------|
| | | CHRISTINE SINICKI | SCATTERING |
| MILWAUKEE | 1,588 | 1,584 | 4 |
| Office Totals: | 1,588 | 1,584 | 4 |

**G.A.B. Canvass Reporting System
 County by County Report
 2012 PARTISAN PRIMARY**

ASSEMBLY - DISTRICT 21 - DEMOCRATIC

| County | Total Votes Cast | DEM | |
|-----------------------|------------------|------------------|------------|
| | | WILLIAM R. KURTZ | SCATTERING |
| MILWAUKEE | 881 | 881 | 0 |
| Office Totals: | 881 | 881 | 0 |

**G.A.B. Canvass Reporting System
County by County Report
2012 PARTISAN PRIMARY**

ASSEMBLY - DISTRICT 22 - DEMOCRATIC

| County | Total Votes Cast | SCATTERING |
|-----------------------|------------------|------------|
| MILWAUKEE | 49 | 49 |
| WASHINGTON | 2 | 2 |
| WAUKESHA | 5 | 5 |
| Office Totals: | 56 | 56 |

**G.A.B. Canvass Reporting System
County by County Report
2012 PARTISAN PRIMARY**

ASSEMBLY - DISTRICT 23 - DEMOCRATIC

| County | Total Votes Cast | DEM | |
|-----------------------|------------------|-------------|------------|
| | | CRIS ROGERS | SCATTERING |
| MILWAUKEE | 579 | 576 | 3 |
| OZAUKEE | 311 | 311 | 0 |
| Office Totals: | 890 | 887 | 3 |

**G.A.B. Canvass Reporting System
County by County Report
2012 PARTISAN PRIMARY**

ASSEMBLY - DISTRICT 24 - DEMOCRATIC

| County | Total Votes Cast | DEM | |
|-----------------------|------------------|------------|------------|
| | | SHAN HAQQI | SCATTERING |
| MILWAUKEE | 639 | 635 | 4 |
| OZAUKEE | 56 | 56 | 0 |
| WASHINGTON | 127 | 127 | 0 |
| WAUKESHA | 90 | 90 | 0 |
| Office Totals: | 912 | 908 | 4 |

**G.A.B. Canvass Reporting System
County by County Report
2012 PARTISAN PRIMARY**

ASSEMBLY - DISTRICT 25 - DEMOCRATIC

| County | Total Votes Cast | DEM | DEM | DEM | DEM | |
|-----------------------|------------------|------------|-----------------|-------------------|------------|------------|
| | | JIM BREY | LUKE A. BUSHMAN | BERNIE STARZEWSKI | RON GRUETT | SCATTERING |
| CALUMET | 170 | 9 | 6 | 7 | 148 | 0 |
| MANITOWOC | 2,012 | 894 | 238 | 698 | 182 | 0 |
| Office Totals: | 2,182 | 903 | 244 | 705 | 330 | 0 |

**G.A.B. Canvass Reporting System
County by County Report
2012 PARTISAN PRIMARY**

ASSEMBLY - DISTRICT 26 - DEMOCRATIC

| County | Total Votes Cast | DEM | |
|-----------------------|------------------|--------------|------------|
| | | MIKE HELMKE | SCATTERING |
| SHEBOYGAN | 1,378 | 1,377 | 1 |
| Office Totals: | 1,378 | 1,377 | 1 |

**G.A.B. Canvass Reporting System
County by County Report
2012 PARTISAN PRIMARY**

ASSEMBLY - DISTRICT 27 - DEMOCRATIC

| County | Total Votes Cast | DEM | |
|-----------------------|------------------|-----------------|------------|
| | | STEVEN H. BAUER | SCATTERING |
| CALUMET | 3 | 3 | 0 |
| MANITOWOC | 88 | 88 | 0 |
| SHEBOYGAN | 950 | 949 | 1 |
| Office Totals: | 1,041 | 1,040 | 1 |

**G.A.B. Canvass Reporting System
County by County Report
2012 PARTISAN PRIMARY**

ASSEMBLY - DISTRICT 28 - DEMOCRATIC

| County | Total Votes Cast | DEM | |
|-----------------------|------------------|---------------|------------|
| | | ADAM T. BEYER | SCATTERING |
| BURNETT | 205 | 205 | 0 |
| POLK | 539 | 539 | 0 |
| ST. CROIX | 53 | 53 | 0 |
| Office Totals: | 797 | 797 | 0 |

**G.A.B. Canvass Reporting System
County by County Report
2012 PARTISAN PRIMARY**

ASSEMBLY - DISTRICT 29 - DEMOCRATIC

| County | Total Votes Cast | DEM | |
|-----------------------|------------------|-------------|------------|
| | | JIM SWANSON | SCATTERING |
| DUNN | 379 | 378 | 1 |
| ST. CROIX | 338 | 338 | 0 |
| Office Totals: | 717 | 716 | 1 |

**G.A.B. Canvass Reporting System
County by County Report
2012 PARTISAN PRIMARY**

ASSEMBLY - DISTRICT 30 - DEMOCRATIC

| County | Total Votes Cast | DEM | |
|-----------------------|------------------|-------------|------------|
| | | DIANE ODEEN | SCATTERING |
| PIERCE | 401 | 399 | 2 |
| ST. CROIX | 521 | 521 | 0 |
| Office Totals: | 922 | 920 | 2 |

**G.A.B. Canvass Reporting System
County by County Report
2012 PARTISAN PRIMARY**

ASSEMBLY - DISTRICT 31 - DEMOCRATIC

| County | Total Votes Cast | DEM | |
|-----------------------|------------------|-------------------|------------|
| | | RYAN J. SCHROEDER | SCATTERING |
| ROCK | 994 | 986 | 8 |
| WALWORTH | 368 | 367 | 1 |
| Office Totals: | 1,362 | 1,353 | 9 |

**G.A.B. Canvass Reporting System
County by County Report
2012 PARTISAN PRIMARY**

ASSEMBLY - DISTRICT 32 - DEMOCRATIC

| County | Total Votes Cast | DEM | |
|-----------------------|------------------|-----------------|------------|
| | | KIM M. PETERSON | SCATTERING |
| KENOSHA | 33 | 33 | 0 |
| RACINE | 24 | 24 | 0 |
| WALWORTH | 558 | 558 | 0 |
| Office Totals: | 615 | 615 | 0 |

**G.A.B. Canvass Reporting System
County by County Report
2012 PARTISAN PRIMARY**

ASSEMBLY - DISTRICT 33 - DEMOCRATIC

| County | Total Votes Cast | DEM | |
|-----------------------|------------------|-------------------|------------|
| | | SCOTT ALLAN WOODS | SCATTERING |
| JEFFERSON | 493 | 492 | 1 |
| WALWORTH | 47 | 47 | 0 |
| WAUKESHA | 132 | 132 | 0 |
| Office Totals: | 672 | 671 | 1 |

**G.A.B. Canvass Reporting System
County by County Report
2012 PARTISAN PRIMARY**

ASSEMBLY - DISTRICT 34 - DEMOCRATIC

| County | Total Votes Cast | DEM | DEM | |
|-----------------------|------------------|----------------|------------------|------------|
| | | ROBERTA RETRUM | MERLIN VAN BUREN | SCATTERING |
| FLORENCE | 82 | 36 | 46 | 0 |
| FOREST | 236 | 118 | 118 | 0 |
| ONEIDA | 1,441 | 435 | 1,005 | 1 |
| VILAS | 680 | 330 | 348 | 2 |
| Office Totals: | 2,439 | 919 | 1,517 | 3 |

**G.A.B. Canvass Reporting System
County by County Report
2012 PARTISAN PRIMARY**

ASSEMBLY - DISTRICT 35 - DEMOCRATIC

| County | Total Votes Cast | DEM | |
|-----------------------|------------------|--------------|------------|
| | | KEVIN KOTH | SCATTERING |
| LANGLADE | 411 | 411 | 0 |
| LINCOLN | 732 | 731 | 1 |
| MARATHON | 25 | 25 | 0 |
| ONEIDA | 176 | 176 | 0 |
| SHAWANO | 72 | 72 | 0 |
| Office Totals: | 1,416 | 1,415 | 1 |

**G.A.B. Canvass Reporting System
County by County Report
2012 PARTISAN PRIMARY**

ASSEMBLY - DISTRICT 36 - DEMOCRATIC

| County | Total Votes Cast | DEM | |
|-----------------------|------------------|----------------|------------|
| | | DOROTHY KEGLEY | SCATTERING |
| FOREST | 471 | 471 | 0 |
| LANGLADE | 81 | 81 | 0 |
| MARINETTE | 308 | 308 | 0 |
| MENOMINEE | 89 | 89 | 0 |
| OCONTO | 558 | 558 | 0 |
| SHAWANO | 32 | 32 | 0 |
| Office Totals: | 1,539 | 1,539 | 0 |

**G.A.B. Canvass Reporting System
County by County Report
2012 PARTISAN PRIMARY**

ASSEMBLY - DISTRICT 37 - DEMOCRATIC

| County | Total Votes Cast | DEM | DEM | SCATTERING |
|-----------------------|------------------|----------------|---------------|------------|
| | | MARY I. ARNOLD | LAURA COTTING | |
| COLUMBIA | 346 | 335 | 11 | 0 |
| DANE | 730 | 591 | 138 | 1 |
| DODGE | 476 | 294 | 182 | 0 |
| JEFFERSON | 529 | 250 | 279 | 0 |
| Office Totals: | 2,081 | 1,470 | 610 | 1 |

**G.A.B. Canvass Reporting System
County by County Report
2012 PARTISAN PRIMARY**

ASSEMBLY - DISTRICT 38 - DEMOCRATIC

| County | Total Votes Cast | DEM | |
|-----------------------|------------------|----------------|------------|
| | | SCOTT MICHALAK | SCATTERING |
| DANE | 598 | 596 | 2 |
| JEFFERSON | 365 | 363 | 2 |
| WAUKESHA | 294 | 294 | 0 |
| Office Totals: | 1,257 | 1,253 | 4 |

**G.A.B. Canvass Reporting System
County by County Report
2012 PARTISAN PRIMARY**

ASSEMBLY - DISTRICT 39 - DEMOCRATIC

| County | Total Votes Cast | DEM | |
|-----------------------|------------------|------------|------------|
| | | JIM GRIGG | SCATTERING |
| DODGE | 790 | 788 | 2 |
| WASHINGTON | 22 | 22 | 0 |
| Office Totals: | 812 | 810 | 2 |

**G.A.B. Canvass Reporting System
County by County Report
2012 PARTISAN PRIMARY**

ASSEMBLY - DISTRICT 40 - DEMOCRATIC

| County | Total Votes Cast | SCATTERING |
|-----------------------|------------------|------------|
| OUTAGAMIE | 7 | 7 |
| SHAWANO | 0 | 0 |
| WAUPACA | 257 | 257 |
| WAUSHARA | 8 | 8 |
| Office Totals: | 272 | 272 |

**G.A.B. Canvass Reporting System
County by County Report
2012 PARTISAN PRIMARY**

ASSEMBLY - DISTRICT 41 - DEMOCRATIC

| County | Total Votes Cast | DEM | |
|-----------------------|------------------|------------------|------------|
| | | MELISSA SORENSON | SCATTERING |
| ADAMS | 437 | 436 | 1 |
| COLUMBIA | 36 | 36 | 0 |
| FOND DU LAC | 122 | 122 | 0 |
| GREEN LAKE | 206 | 206 | 0 |
| JUNEAU | 0 | 0 | 0 |
| MARQUETTE | 286 | 285 | 1 |
| SAUK | 57 | 57 | 0 |
| WAUSHARA | 2 | 2 | 0 |
| Office Totals: | 1,146 | 1,144 | 2 |

**G.A.B. Canvass Reporting System
County by County Report
2012 PARTISAN PRIMARY**

ASSEMBLY - DISTRICT 42 - DEMOCRATIC

| County | Total Votes Cast | DEM | |
|-----------------------|------------------|--------------|------------|
| | | PAULA COOPER | SCATTERING |
| COLUMBIA | 693 | 692 | 1 |
| DANE | 183 | 182 | 1 |
| DODGE | 91 | 91 | 0 |
| FOND DU LAC | 23 | 23 | 0 |
| GREEN LAKE | 17 | 17 | 0 |
| MARQUETTE | 67 | 67 | 0 |
| Office Totals: | 1,074 | 1,072 | 2 |

**G.A.B. Canvass Reporting System
County by County Report
2012 PARTISAN PRIMARY**

ASSEMBLY - DISTRICT 43 - DEMOCRATIC

| County | Total Votes Cast | DEM | |
|-----------------------|------------------|----------------|------------|
| | | ANDY JORGENSEN | SCATTERING |
| DANE | 510 | 510 | 0 |
| JEFFERSON | 116 | 116 | 0 |
| ROCK | 1,368 | 1,367 | 1 |
| WALWORTH | 238 | 238 | 0 |
| Office Totals: | 2,232 | 2,231 | 1 |

**G.A.B. Canvass Reporting System
County by County Report
2012 PARTISAN PRIMARY**

ASSEMBLY - DISTRICT 44 - DEMOCRATIC

| County | Total Votes Cast | DEM | DEM | DEM | DEM | |
|-----------------------|------------------|-----------------|--------------|--------------|-------------|------------|
| | | KEVIN M. MURRAY | DEBRA KOLSTE | YURI RASHKIN | SAM LIEBERT | SCATTERING |
| ROCK | 4,576 | 1,610 | 1,926 | 705 | 335 | 0 |
| Office Totals: | 4,576 | 1,610 | 1,926 | 705 | 335 | 0 |

**G.A.B. Canvass Reporting System
County by County Report
2012 PARTISAN PRIMARY**

ASSEMBLY - DISTRICT 45 - DEMOCRATIC

| County | Total Votes Cast | DEM | DEM | SCATTERING |
|-----------------------|------------------|---------------------|----------------|------------|
| | | SHEILA L. DE FOREST | JANIS RINGHAND | |
| GREEN | 458 | 28 | 429 | 1 |
| ROCK | 2,435 | 1,043 | 1,391 | 1 |
| Office Totals: | 2,893 | 1,071 | 1,820 | 2 |

**G.A.B. Canvass Reporting System
 County by County Report
 2012 PARTISAN PRIMARY**

ASSEMBLY - DISTRICT 46 - DEMOCRATIC

| County | Total Votes Cast | DEM | |
|-----------------------|------------------|--------------|------------|
| | | GARY HEBL | SCATTERING |
| DANE | 3,330 | 3,323 | 7 |
| Office Totals: | 3,330 | 3,323 | 7 |

**G.A.B. Canvass Reporting System
County by County Report
2012 PARTISAN PRIMARY**

ASSEMBLY - DISTRICT 47 - DEMOCRATIC

| County | Total Votes Cast | DEM | DEM | |
|-----------------------|------------------|--------------|--------------|------------|
| | | AMANDA HALL | ROBB KAHL | SCATTERING |
| DANE | 4,505 | 1,457 | 3,037 | 11 |
| Office Totals: | 4,505 | 1,457 | 3,037 | 11 |

**G.A.B. Canvass Reporting System
County by County Report
2012 PARTISAN PRIMARY**

ASSEMBLY - DISTRICT 48 - DEMOCRATIC

| County | Total Votes Cast | DEM | |
|-----------------------|------------------|-----------------------|------------|
| | | MELISSA AGARD SARGENT | SCATTERING |
| DANE | 5,562 | 5,549 | 13 |
| Office Totals: | 5,562 | 5,549 | 13 |

**G.A.B. Canvass Reporting System
County by County Report
2012 PARTISAN PRIMARY**

ASSEMBLY - DISTRICT 49 - DEMOCRATIC

| County | Total Votes Cast | DEM | |
|-----------------------|------------------|--------------|------------|
| | | CAROL BEALS | SCATTERING |
| GRANT | 962 | 959 | 3 |
| IOWA | 2 | 2 | 0 |
| LAFAYETTE | 74 | 74 | 0 |
| RICHLAND | 87 | 87 | 0 |
| Office Totals: | 1,125 | 1,122 | 3 |

**G.A.B. Canvass Reporting System
County by County Report
2012 PARTISAN PRIMARY**

ASSEMBLY - DISTRICT 50 - DEMOCRATIC

| County | Total Votes Cast | DEM | |
|-----------------------|------------------|--------------------|------------|
| | | SARAH ANN SHANAHAN | SCATTERING |
| JUNEAU | 471 | 469 | 2 |
| MONROE | 28 | 28 | 0 |
| RICHLAND | 188 | 188 | 0 |
| SAUK | 428 | 427 | 1 |
| VERNON | 9 | 9 | 0 |
| Office Totals: | 1,124 | 1,121 | 3 |

**G.A.B. Canvass Reporting System
County by County Report
2012 PARTISAN PRIMARY**

ASSEMBLY - DISTRICT 51 - DEMOCRATIC

| County | Total Votes Cast | DEM | DEM | |
|-----------------------|------------------|--------------|-------------------|------------|
| | | PAT BOMHACK | MAUREEN MAY-GRIMM | SCATTERING |
| GREEN | 587 | 290 | 295 | 2 |
| IOWA | 1,049 | 366 | 683 | 0 |
| LAFAYETTE | 952 | 315 | 632 | 5 |
| RICHLAND | 87 | 31 | 56 | 0 |
| SAUK | 330 | 158 | 172 | 0 |
| Office Totals: | 3,005 | 1,160 | 1,838 | 7 |

**G.A.B. Canvass Reporting System
 County by County Report
 2012 PARTISAN PRIMARY**

ASSEMBLY - DISTRICT 52 - DEMOCRATIC

| County | Total Votes Cast | DEM | |
|-----------------------|------------------|----------------|------------|
| | | PAUL G. CZISNY | SCATTERING |
| FOND DU LAC | 542 | 542 | 0 |
| Office Totals: | 542 | 542 | 0 |

**G.A.B. Canvass Reporting System
County by County Report
2012 PARTISAN PRIMARY**

ASSEMBLY - DISTRICT 53 - DEMOCRATIC

| County | Total Votes Cast | DEM | DEM | DEM | |
|-----------------------|------------------|-------------------|--------------|------------------|------------|
| | | JOANNE STAUDACHER | RYAN FLEJTER | KOBY SCHELLENGER | SCATTERING |
| DODGE | 264 | 71 | 184 | 9 | 0 |
| FOND DU LAC | 421 | 153 | 244 | 24 | 0 |
| WINNEBAGO | 448 | 196 | 114 | 136 | 2 |
| Office Totals: | 1,133 | 420 | 542 | 169 | 2 |

**G.A.B. Canvass Reporting System
 County by County Report
 2012 PARTISAN PRIMARY**

ASSEMBLY - DISTRICT 54 - DEMOCRATIC

| County | Total Votes Cast | DEM | |
|-----------------------|------------------|--------------|------------|
| | | GORDON HINTZ | SCATTERING |
| WINNEBAGO | 768 | 767 | 1 |
| Office Totals: | 768 | 767 | 1 |

G.A.B. Canvass Reporting System
 County by County Report
 2012 PARTISAN PRIMARY

ASSEMBLY - DISTRICT 55 - DEMOCRATIC

| County | Total Votes Cast | DEM | |
|-----------------------|------------------|------------|------------|
| | | JIM CRAIL | SCATTERING |
| OUTAGAMIE | 193 | 192 | 1 |
| WINNEBAGO | 445 | 444 | 1 |
| Office Totals: | 638 | 636 | 2 |

**G.A.B. Canvass Reporting System
County by County Report
2012 PARTISAN PRIMARY**

ASSEMBLY - DISTRICT 56 - DEMOCRATIC

| County | Total Votes Cast | DEM | DEM | |
|-----------------------|------------------|----------------------|----------------|------------|
| | | RICHARD B SCHOENBOHM | DIANA LAWRENCE | SCATTERING |
| OUTAGAMIE | 1,000 | 732 | 268 | 0 |
| WINNEBAGO | 193 | 117 | 76 | 0 |
| Office Totals: | 1,193 | 849 | 344 | 0 |

**G.A.B. Canvass Reporting System
County by County Report
2012 PARTISAN PRIMARY**

ASSEMBLY - DISTRICT 57 - DEMOCRATIC

| County | Total Votes Cast | DEM | |
|-----------------------|------------------|-----------------------|------------|
| | | PENNY BERNARD SCHABER | SCATTERING |
| OUTAGAMIE | 662 | 662 | 0 |
| WINNEBAGO | 297 | 297 | 0 |
| Office Totals: | 959 | 959 | 0 |

G.A.B. Canvass Reporting System
County by County Report
2012 PARTISAN PRIMARY

ASSEMBLY - DISTRICT 58 - DEMOCRATIC

| County | Total Votes Cast | |
|-----------------------|------------------|-----------|
| | | |
| WASHINGTON | 16 | 16 |
| Office Totals: | 16 | 16 |

SCATTERING

**G.A.B. Canvass Reporting System
County by County Report
2012 PARTISAN PRIMARY**

ASSEMBLY - DISTRICT 59 - DEMOCRATIC

| County | Total Votes Cast | SCATTERING |
|-----------------------|-------------------------|-------------------|
| CALUMET | 1 | 1 |
| FOND DU LAC | 0 | 0 |
| SHEBOYGAN | 1 | 1 |
| WASHINGTON | 5 | 5 |
| Office Totals: | 7 | 7 |

**G.A.B. Canvass Reporting System
County by County Report
2012 PARTISAN PRIMARY**

ASSEMBLY - DISTRICT 60 - DEMOCRATIC

| County | Total Votes Cast | DEM | |
|-----------------------|------------------|-------------|------------|
| | | PERRY DUMAN | SCATTERING |
| OZAUKEE | 500 | 498 | 2 |
| WASHINGTON | 80 | 80 | 0 |
| Office Totals: | 580 | 578 | 2 |

**G.A.B. Canvass Reporting System
County by County Report
2012 PARTISAN PRIMARY**

ASSEMBLY - DISTRICT 61 - DEMOCRATIC

| County | Total Votes Cast | DEM | |
|-----------------------|------------------|--------------------|------------|
| | | JOHN P. STEINBRINK | SCATTERING |
| KENOSHA | 1,164 | 1,162 | 2 |
| Office Totals: | 1,164 | 1,162 | 2 |

**G.A.B. Canvass Reporting System
County by County Report
2012 PARTISAN PRIMARY**

ASSEMBLY - DISTRICT 62 - DEMOCRATIC

| County | Total Votes Cast | DEM | DEM | |
|-----------------------|------------------|-------------|---------------|------------|
| | | RANDY BRYCE | MELISSA LEMKE | SCATTERING |
| RACINE | 1,724 | 522 | 1,202 | 0 |
| Office Totals: | 1,724 | 522 | 1,202 | 0 |

**G.A.B. Canvass Reporting System
County by County Report
2012 PARTISAN PRIMARY**

ASSEMBLY - DISTRICT 63 - DEMOCRATIC

| County | Total Votes Cast | DEM | |
|-----------------------|------------------|-----------------|------------|
| | | KELLEY ALBRECHT | SCATTERING |
| RACINE | 925 | 924 | 1 |
| WALWORTH | 0 | 0 | 0 |
| Office Totals: | 925 | 924 | 1 |

**G.A.B. Canvass Reporting System
County by County Report
2012 PARTISAN PRIMARY**

ASSEMBLY - DISTRICT 64 - DEMOCRATIC

| County | Total Votes Cast | DEM | |
|-----------------------|------------------|----------------|------------|
| | | PETER W. BARCA | SCATTERING |
| KENOSHA | 1,758 | 1,750 | 8 |
| RACINE | 193 | 193 | 0 |
| Office Totals: | 1,951 | 1,943 | 8 |

**G.A.B. Canvass Reporting System
County by County Report
2012 PARTISAN PRIMARY**

ASSEMBLY - DISTRICT 65 - DEMOCRATIC

| County | Total Votes Cast | DEM | DEM | DEM | |
|-----------------------|------------------|---------------|----------------------|--------------|------------|
| | | ALBERT NAMATH | DAYVIN M. A. HALLMON | TOD OHNSTAD | SCATTERING |
| KENOSHA | 2,787 | 180 | 519 | 2,083 | 5 |
| Office Totals: | 2,787 | 180 | 519 | 2,083 | 5 |

**G.A.B. Canvass Reporting System
County by County Report
2012 PARTISAN PRIMARY**

ASSEMBLY - DISTRICT 66 - DEMOCRATIC

| County | Total Votes Cast | DEM | |
|-----------------------|------------------|--------------|------------|
| | | CORY MASON | SCATTERING |
| RACINE | 1,039 | 1,039 | 0 |
| Office Totals: | 1,039 | 1,039 | 0 |

**G.A.B. Canvass Reporting System
County by County Report
2012 PARTISAN PRIMARY**

ASSEMBLY - DISTRICT 67 - DEMOCRATIC

| County | Total Votes Cast | DEM | |
|-----------------------|------------------|--------------|------------|
| | | DEB BIEGING | SCATTERING |
| BARRON | 0 | 0 | 0 |
| CHIPPEWA | 1,674 | 1,672 | 2 |
| DUNN | 225 | 225 | 0 |
| Office Totals: | 1,899 | 1,897 | 2 |

**G.A.B. Canvass Reporting System
County by County Report
2012 PARTISAN PRIMARY**

ASSEMBLY - DISTRICT 68 - DEMOCRATIC

| County | Total Votes Cast | DEM | |
|-----------------------|------------------|--------------|------------|
| | | JUDY SMRIGA | SCATTERING |
| CHIPPEWA | 569 | 569 | 0 |
| CLARK | 147 | 147 | 0 |
| EAU CLAIRE | 402 | 401 | 1 |
| JACKSON | 24 | 24 | 0 |
| TREMPEALEAU | 27 | 27 | 0 |
| Office Totals: | 1,169 | 1,168 | 1 |

**G.A.B. Canvass Reporting System
County by County Report
2012 PARTISAN PRIMARY**

ASSEMBLY - DISTRICT 69 - DEMOCRATIC

| County | Total Votes Cast | DEM | |
|-----------------------|------------------|------------|------------|
| | | PAUL KNOFF | SCATTERING |
| CLARK | 402 | 402 | 0 |
| MARATHON | 129 | 129 | 0 |
| WOOD | 339 | 339 | 0 |
| Office Totals: | 870 | 870 | 0 |

**G.A.B. Canvass Reporting System
County by County Report
2012 PARTISAN PRIMARY**

ASSEMBLY - DISTRICT 70 - DEMOCRATIC

| County | Total Votes Cast | DEM | |
|-----------------------|------------------|-----------------|------------|
| | | AMY SUE VRUWINK | SCATTERING |
| JACKSON | 68 | 68 | 0 |
| MONROE | 392 | 392 | 0 |
| PORTAGE | 514 | 512 | 2 |
| WOOD | 332 | 331 | 1 |
| Office Totals: | 1,306 | 1,303 | 3 |

**G.A.B. Canvass Reporting System
County by County Report
2012 PARTISAN PRIMARY**

ASSEMBLY - DISTRICT 71 - DEMOCRATIC

| | | DEM | DEM | DEM | DEM | DEM | DEM | DEM | DEM | DEM | |
|-----------------------|-------------------------|-----------------|-------------|-------------------|--------------|------------------------|---------------|----------------------|------------------|-------------------|------------|
| | | COREY D. LADICK | HANS SCHMID | ROBERT L. STEINKE | TOM MALLISON | ANDREW LOGAN BEVERIDGE | JERI MCGINLEY | LAURA HAUSER-MENTING | DAVID J. VERHAGE | KATRINA SHANKLAND | SCATTERING |
| County | Total Votes Cast | | | | | | | | | | |
| PORTAGE | 5,130 | 1,339 | 101 | 118 | 142 | 771 | 836 | 117 | 319 | 1,383 | 4 |
| Office Totals: | 5,130 | 1,339 | 101 | 118 | 142 | 771 | 836 | 117 | 319 | 1,383 | 4 |

**G.A.B. Canvass Reporting System
County by County Report
2012 PARTISAN PRIMARY**

ASSEMBLY - DISTRICT 72 - DEMOCRATIC

| County | Total Votes Cast | DEM | |
|-----------------------|------------------|------------------|------------|
| | | JUSTIN D. PLUESS | SCATTERING |
| ADAMS | 296 | 296 | 0 |
| PORTAGE | 124 | 124 | 0 |
| WAUSHARA | 149 | 149 | 0 |
| WOOD | 627 | 627 | 0 |
| Office Totals: | 1,196 | 1,196 | 0 |

**G.A.B. Canvass Reporting System
County by County Report
2012 PARTISAN PRIMARY**

ASSEMBLY - DISTRICT 73 - DEMOCRATIC

| County | Total Votes Cast | DEM | |
|-----------------------|------------------|--------------|------------|
| | | NICK MILROY | SCATTERING |
| BURNETT | 151 | 151 | 0 |
| DOUGLAS | 1,795 | 1,794 | 1 |
| WASHBURN | 201 | 193 | 8 |
| Office Totals: | 2,147 | 2,138 | 9 |

**G.A.B. Canvass Reporting System
County by County Report
2012 PARTISAN PRIMARY**

ASSEMBLY - DISTRICT 74 - DEMOCRATIC

| County | Total Votes Cast | DEM | |
|-----------------------|------------------|--------------|------------|
| | | JANET BEWLEY | SCATTERING |
| ASHLAND | 412 | 411 | 1 |
| BAYFIELD | 545 | 545 | 0 |
| DOUGLAS | 62 | 62 | 0 |
| IRON | 205 | 205 | 0 |
| PRICE | 386 | 386 | 0 |
| SAWYER | 20 | 20 | 0 |
| VILAS | 54 | 52 | 2 |
| Office Totals: | 1,684 | 1,681 | 3 |

**G.A.B. Canvass Reporting System
County by County Report
2012 PARTISAN PRIMARY**

ASSEMBLY - DISTRICT 75 - DEMOCRATIC

| County | Total Votes Cast | DEM | |
|-----------------------|------------------|---------------|------------|
| | | STEPHEN SMITH | SCATTERING |
| BARRON | 929 | 928 | 1 |
| BURNETT | 9 | 9 | 0 |
| DUNN | 14 | 14 | 0 |
| POLK | 41 | 41 | 0 |
| ST. CROIX | 6 | 6 | 0 |
| WASHBURN | 146 | 146 | 0 |
| Office Totals: | 1,145 | 1,144 | 1 |

**G.A.B. Canvass Reporting System
County by County Report
2012 PARTISAN PRIMARY**

ASSEMBLY - DISTRICT 76 - DEMOCRATIC

| County | Total Votes Cast | DEM | |
|-----------------------|------------------|--------------|------------|
| | | CHRIS TAYLOR | SCATTERING |
| DANE | 5,904 | 5,877 | 27 |
| Office Totals: | 5,904 | 5,877 | 27 |

**G.A.B. Canvass Reporting System
 County by County Report
 2012 PARTISAN PRIMARY**

ASSEMBLY - DISTRICT 77 - DEMOCRATIC

| County | Total Votes Cast | DEM | |
|-----------------------|------------------|----------------|------------|
| | | TERESE BERCEAU | SCATTERING |
| DANE | 7,023 | 7,009 | 14 |
| Office Totals: | 7,023 | 7,009 | 14 |

**G.A.B. Canvass Reporting System
County by County Report
2012 PARTISAN PRIMARY**

ASSEMBLY - DISTRICT 78 - DEMOCRATIC

| County | Total Votes Cast | DEM | DEM | |
|-----------------------|------------------|--------------|---------------------------|------------|
| | | BRETT HULSEY | CHRISTOPHER VICTOR FISHER | SCATTERING |
| DANE | 5,721 | 5,215 | 497 | 9 |
| Office Totals: | 5,721 | 5,215 | 497 | 9 |

**G.A.B. Canvass Reporting System
County by County Report
2012 PARTISAN PRIMARY**

ASSEMBLY - DISTRICT 79 - DEMOCRATIC

| County | Total Votes Cast | DEM | DEM | |
|-----------------------|------------------|----------------|-------------------|------------|
| | | ELLEN LINDGREN | DIANNE HESSELBEIN | SCATTERING |
| DANE | 5,479 | 1,885 | 3,590 | 4 |
| Office Totals: | 5,479 | 1,885 | 3,590 | 4 |

**G.A.B. Canvass Reporting System
County by County Report
2012 PARTISAN PRIMARY**

ASSEMBLY - DISTRICT 80 - DEMOCRATIC

| County | Total Votes Cast | DEM | DEM | DEM | |
|-----------------------|------------------|------------------|----------------|--------------------|------------|
| | | JOSEPH S. WINEKE | CHARLES UPHOFF | SONDY POPE-ROBERTS | SCATTERING |
| DANE | 4,635 | 1,874 | 430 | 2,325 | 6 |
| GREEN | 788 | 419 | 37 | 330 | 2 |
| IOWA | 337 | 168 | 9 | 160 | 0 |
| Office Totals: | 5,760 | 2,461 | 476 | 2,815 | 8 |

**G.A.B. Canvass Reporting System
County by County Report
2012 PARTISAN PRIMARY**

ASSEMBLY - DISTRICT 81 - DEMOCRATIC

| County | Total Votes Cast | DEM | |
|-----------------------|------------------|--------------|------------|
| | | FRED CLARK | SCATTERING |
| COLUMBIA | 304 | 304 | 0 |
| DANE | 399 | 397 | 2 |
| IOWA | 98 | 98 | 0 |
| SAUK | 1,352 | 1,352 | 0 |
| Office Totals: | 2,153 | 2,151 | 2 |

**G.A.B. Canvass Reporting System
County by County Report
2012 PARTISAN PRIMARY**

ASSEMBLY - DISTRICT 82 - DEMOCRATIC

| County | Total Votes Cast | DEM | |
|-----------------------|------------------|-----------------------|------------|
| | | KATHLEEN WIED-VINCENT | SCATTERING |
| MILWAUKEE | 986 | 982 | 4 |
| Office Totals: | 986 | 982 | 4 |

**G.A.B. Canvass Reporting System
County by County Report
2012 PARTISAN PRIMARY**

ASSEMBLY - DISTRICT 83 - DEMOCRATIC

| County | Total Votes Cast | DEM | |
|-----------------------|------------------|----------------|------------|
| | | JAMES BROWNLOW | SCATTERING |
| MILWAUKEE | 164 | 164 | 0 |
| RACINE | 141 | 141 | 0 |
| WALWORTH | 11 | 11 | 0 |
| WAUKESHA | 412 | 412 | 0 |
| Office Totals: | 728 | 728 | 0 |

**G.A.B. Canvass Reporting System
County by County Report
2012 PARTISAN PRIMARY**

ASSEMBLY - DISTRICT 84 - DEMOCRATIC

| County | Total Votes Cast | DEM | |
|-----------------------|------------------|-----------------|------------|
| | | JESSE J. ROELKE | SCATTERING |
| MILWAUKEE | 848 | 847 | 1 |
| WAUKESHA | 175 | 175 | 0 |
| Office Totals: | 1,023 | 1,022 | 1 |

**G.A.B. Canvass Reporting System
County by County Report
2012 PARTISAN PRIMARY**

ASSEMBLY - DISTRICT 85 - DEMOCRATIC

| County | Total Votes Cast | DEM | DEM | |
|-----------------------|------------------|--------------|--------------|------------|
| | | JEFF JOHNSON | MANDY WRIGHT | SCATTERING |
| MARATHON | 2,677 | 1,050 | 1,626 | 1 |
| Office Totals: | 2,677 | 1,050 | 1,626 | 1 |

**G.A.B. Canvass Reporting System
County by County Report
2012 PARTISAN PRIMARY**

ASSEMBLY - DISTRICT 86 - DEMOCRATIC

| County | Total Votes Cast | DEM | |
|-----------------------|------------------|-----------------|------------|
| | | DENNIS HALKOSKI | SCATTERING |
| MARATHON | 729 | 728 | 1 |
| WOOD | 83 | 82 | 1 |
| Office Totals: | 812 | 810 | 2 |

**G.A.B. Canvass Reporting System
County by County Report
2012 PARTISAN PRIMARY**

ASSEMBLY - DISTRICT 87 - DEMOCRATIC

| County | Total Votes Cast | DEM | |
|-----------------------|------------------|-----------------|------------|
| | | ELIZABETH RILEY | SCATTERING |
| CLARK | 8 | 8 | 0 |
| MARATHON | 43 | 43 | 0 |
| RUSK | 579 | 578 | 1 |
| SAWYER | 237 | 237 | 0 |
| TAYLOR | 281 | 281 | 0 |
| Office Totals: | 1,148 | 1,147 | 1 |

**G.A.B. Canvass Reporting System
 County by County Report
 2012 PARTISAN PRIMARY**

ASSEMBLY - DISTRICT 88 - DEMOCRATIC

| County | Total Votes Cast | DEM | |
|-----------------------|------------------|------------|------------|
| | | WARD BACON | SCATTERING |
| BROWN | 645 | 643 | 2 |
| Office Totals: | 645 | 643 | 2 |

**G.A.B. Canvass Reporting System
County by County Report
2012 PARTISAN PRIMARY**

ASSEMBLY - DISTRICT 89 - DEMOCRATIC

| County | Total Votes Cast | DEM | |
|-----------------------|------------------|--------------|------------|
| | | JOE REINHARD | SCATTERING |
| BROWN | 169 | 169 | 0 |
| MARINETTE | 334 | 334 | 0 |
| OCONTO | 329 | 329 | 0 |
| Office Totals: | 832 | 832 | 0 |

**G.A.B. Canvass Reporting System
County by County Report
2012 PARTISAN PRIMARY**

ASSEMBLY - DISTRICT 90 - DEMOCRATIC

| County | Total Votes Cast | DEM | |
|-----------------------|------------------|--------------|------------|
| | | ERIC GENRICH | SCATTERING |
| BROWN | 741 | 740 | 1 |
| Office Totals: | 741 | 740 | 1 |

**G.A.B. Canvass Reporting System
County by County Report
2012 PARTISAN PRIMARY**

ASSEMBLY - DISTRICT 91 - DEMOCRATIC

| County | Total Votes Cast | DEM | |
|-----------------------|------------------|--------------|------------|
| | | DANA WACHS | SCATTERING |
| CHIPPEWA | 3 | 3 | 0 |
| EAU CLAIRE | 1,157 | 1,157 | 0 |
| Office Totals: | 1,160 | 1,160 | 0 |

G.A.B. Canvass Reporting System
 County by County Report
 2012 PARTISAN PRIMARY

ASSEMBLY - DISTRICT 92 - DEMOCRATIC

| County | Total Votes Cast | DEM | |
|-----------------------|------------------|--------------|------------|
| | | CHRIS DANOU | SCATTERING |
| BUFFALO | 275 | 275 | 0 |
| JACKSON | 1,166 | 1,166 | 0 |
| TREMPEALEAU | 414 | 413 | 1 |
| Office Totals: | 1,855 | 1,854 | 1 |

**G.A.B. Canvass Reporting System
County by County Report
2012 PARTISAN PRIMARY**

ASSEMBLY - DISTRICT 93 - DEMOCRATIC

| County | Total Votes Cast | DEM | |
|-----------------------|------------------|--------------|------------|
| | | JEFF SMITH | SCATTERING |
| BUFFALO | 5 | 5 | 0 |
| DUNN | 57 | 57 | 0 |
| EAU CLAIRE | 342 | 342 | 0 |
| PEPIN | 131 | 131 | 0 |
| PIERCE | 752 | 751 | 1 |
| ST. CROIX | 0 | 0 | 0 |
| Office Totals: | 1,287 | 1,286 | 1 |

**G.A.B. Canvass Reporting System
County by County Report
2012 PARTISAN PRIMARY**

ASSEMBLY - DISTRICT 94 - DEMOCRATIC

| County | Total Votes Cast | DEM | |
|-----------------------|------------------|--------------|------------|
| | | STEVE DOYLE | SCATTERING |
| LA CROSSE | 1,319 | 1,318 | 1 |
| Office Totals: | 1,319 | 1,318 | 1 |

**G.A.B. Canvass Reporting System
 County by County Report
 2012 PARTISAN PRIMARY**

ASSEMBLY - DISTRICT 95 - DEMOCRATIC

| County | Total Votes Cast | DEM | |
|-----------------------|------------------|---------------|------------|
| | | JILL BILLINGS | SCATTERING |
| LA CROSSE | 1,527 | 1,527 | 0 |
| Office Totals: | 1,527 | 1,527 | 0 |

**G.A.B. Canvass Reporting System
County by County Report
2012 PARTISAN PRIMARY**

ASSEMBLY - DISTRICT 96 - DEMOCRATIC

| County | Total Votes Cast | DEM | |
|-----------------------|------------------|----------------|------------|
| | | TOM J. JOHNSON | SCATTERING |
| CRAWFORD | 380 | 380 | 0 |
| MONROE | 134 | 134 | 0 |
| VERNON | 572 | 570 | 2 |
| Office Totals: | 1,086 | 1,084 | 2 |

**G.A.B. Canvass Reporting System
County by County Report
2012 PARTISAN PRIMARY**

ASSEMBLY - DISTRICT 97 - DEMOCRATIC

| County | Total Votes Cast | DEM | |
|-----------------------|------------------|---------------|------------|
| | | MARGA KRUMINS | SCATTERING |
| WAUKESHA | 467 | 467 | 0 |
| Office Totals: | 467 | 467 | 0 |

**G.A.B. Canvass Reporting System
County by County Report
2012 PARTISAN PRIMARY**

ASSEMBLY - DISTRICT 98 - DEMOCRATIC

| County | Total Votes Cast | DEM | |
|-----------------------|------------------|--------------|------------|
| | | ERIC PRUDENT | SCATTERING |
| WAUKESHA | 527 | 527 | 0 |
| Office Totals: | 527 | 527 | 0 |

**G.A.B. Canvass Reporting System
County by County Report
2012 PARTISAN PRIMARY**

ASSEMBLY - DISTRICT 99 - DEMOCRATIC

| County | Total Votes Cast | DEM | |
|-----------------------|------------------|-------------------|------------|
| | | THOMAS D. HIBBARD | SCATTERING |
| WAUKESHA | 598 | 597 | 1 |
| Office Totals: | 598 | 597 | 1 |

G.A.B. Canvass Reporting System
 County by County Report
 2012 PARTISAN PRIMARY

ASSEMBLY - DISTRICT 1 - CONSTITUTION

| County | Total Votes Cast | SCATTERING |
|-----------------------|------------------|------------|
| BROWN | 0 | 0 |
| DOOR | 0 | 0 |
| KEWAUNEE | 1 | 1 |
| MANITOWOC | 0 | 0 |
| Office Totals: | 1 | 1 |

G.A.B. Canvass Reporting System
County by County Report
2012 PARTISAN PRIMARY

ASSEMBLY - DISTRICT 2 - CONSTITUTION

| County | Total Votes Cast | SCATTERING | |
|-----------------------|------------------|------------|----------|
| | | | |
| BROWN | 0 | 0 | 0 |
| MANITOWOC | 0 | 0 | 0 |
| OUTAGAMIE | 0 | 0 | 0 |
| Office Totals: | 0 | 0 | 0 |

G.A.B. Canvass Reporting System
County by County Report
2012 PARTISAN PRIMARY


ASSEMBLY - DISTRICT 3 - CONSTITUTION

| County | Total Votes Cast | SCATTERING | |
|-----------------------|------------------|------------|----------|
| | | | |
| CALUMET | 0 | 0 | 0 |
| OUTAGAMIE | 0 | 0 | 0 |
| Office Totals: | 0 | 0 | 0 |

G.A.B. Canvass Reporting System
County by County Report
2012 PARTISAN PRIMARY

ASSEMBLY - DISTRICT 4 - CONSTITUTION

| County | Total Votes Cast | |
|----------------|------------------|---|
| | | |
| BROWN | 0 | 0 |
| Office Totals: | 0 | 0 |



G.A.B. Canvass Reporting System
County by County Report
2012 PARTISAN PRIMARY

ASSEMBLY - DISTRICT 5 - CONSTITUTION

| County | Total Votes Cast | SCATTERING | |
|-----------------------|------------------|------------|----------|
| | | | |
| BROWN | 0 | 0 | 0 |
| OUTAGAMIE | 0 | 0 | 0 |
| Office Totals: | 0 | 0 | 0 |

G.A.B. Canvass Reporting System
 County by County Report
 2012 PARTISAN PRIMARY

ASSEMBLY - DISTRICT 6 - CONSTITUTION

| County | Total Votes Cast | SCATTERING |
|-----------------------|------------------|------------|
| BROWN | 0 | 0 |
| OCONTO | 0 | 0 |
| OUTAGAMIE | 0 | 0 |
| SHAWANO | 0 | 0 |
| WAUPACA | 0 | 0 |
| Office Totals: | 0 | 0 |

G.A.B. Canvass Reporting System
County by County Report
2012 PARTISAN PRIMARY

ASSEMBLY - DISTRICT 7 - CONSTITUTION


| County | Total Votes Cast | |
|-----------------------|------------------|----------|
| | | |
| MILWAUKEE | 1 | 1 |
| Office Totals: | 1 | 1 |

SCATTERING

G.A.B. Canvass Reporting System
County by County Report
2012 PARTISAN PRIMARY

ASSEMBLY - DISTRICT 8 - CONSTITUTION


| County | Total Votes Cast | |
|-----------------------|------------------|----------|
| | | |
| MILWAUKEE | 0 | 0 |
| Office Totals: | 0 | 0 |



G.A.B. Canvass Reporting System
County by County Report
2012 PARTISAN PRIMARY

ASSEMBLY - DISTRICT 9 - CONSTITUTION

| County | Total Votes Cast | |
|-----------------------|------------------|----------|
| | | |
| MILWAUKEE | 0 | 0 |
| Office Totals: | 0 | 0 |



G.A.B. Canvass Reporting System
County by County Report
2012 PARTISAN PRIMARY

ASSEMBLY - DISTRICT 10 - CONSTITUTION


| County | Total Votes Cast | |
|-----------------------|------------------|----------|
| | | |
| MILWAUKEE | 3 | 3 |
| Office Totals: | 3 | 3 |

SCATTERING

G.A.B. Canvass Reporting System
County by County Report
2012 PARTISAN PRIMARY

ASSEMBLY - DISTRICT 11 - CONSTITUTION

| County | Total Votes Cast | |
|-----------------------|------------------|----------|
| | | |
| MILWAUKEE | 0 | 0 |
| Office Totals: | 0 | 0 |



**G.A.B. Canvass Reporting System
 County by County Report
 2012 PARTISAN PRIMARY**

ASSEMBLY - DISTRICT 12 - CONSTITUTION

| County | Total Votes Cast | |
|-----------------------|------------------|----------|
| MILWAUKEE | 1 | 1 |
| Office Totals: | 1 | 1 |

SCATTERING

**G.A.B. Canvass Reporting System
County by County Report
2012 PARTISAN PRIMARY**

ASSEMBLY - DISTRICT 13 - CONSTITUTION

| County | Total Votes Cast | SCATTERING |
|-----------------------|------------------|------------|
| MILWAUKEE | 0 | 0 |
| WAUKESHA | 2 | 2 |
| Office Totals: | 2 | 2 |

**G.A.B. Canvass Reporting System
County by County Report
2012 PARTISAN PRIMARY**

ASSEMBLY - DISTRICT 14 - CONSTITUTION

| County | Total Votes Cast | SCATTERING |
|-----------------------|------------------|------------|
| MILWAUKEE | 0 | 0 |
| WAUKESHA | 0 | 0 |
| Office Totals: | 0 | 0 |

G.A.B. Canvass Reporting System
County by County Report
2012 PARTISAN PRIMARY

ASSEMBLY - DISTRICT 15 - CONSTITUTION

| County | Total Votes Cast | SCATTERING | |
|-----------------------|------------------|------------|----------|
| | | | |
| MILWAUKEE | 0 | 0 | 0 |
| WAUKESHA | 0 | 0 | 0 |
| Office Totals: | 0 | 0 | 0 |

**G.A.B. Canvass Reporting System
 County by County Report
 2012 PARTISAN PRIMARY**

ASSEMBLY - DISTRICT 16 - CONSTITUTION

| County | Total Votes Cast | SCATTERING |
|-----------------------|------------------|------------|
| MILWAUKEE | 1 | 1 |
| Office Totals: | 1 | 1 |

G.A.B. Canvass Reporting System
County by County Report
2012 PARTISAN PRIMARY

ASSEMBLY - DISTRICT 17 - CONSTITUTION

| County | Total Votes Cast | |
|----------------|------------------|---|
| | | |
| MILWAUKEE | 4 | 4 |
| Office Totals: | 4 | 4 |

SCATTERING

G.A.B. Canvass Reporting System
County by County Report
2012 PARTISAN PRIMARY

ASSEMBLY - DISTRICT 18 - CONSTITUTION

| County | Total Votes Cast | |
|-----------------------|------------------|----------|
| | | |
| MILWAUKEE | 1 | 1 |
| Office Totals: | 1 | 1 |

SCATTERING

G.A.B. Canvass Reporting System
County by County Report
2012 PARTISAN PRIMARY

ASSEMBLY - DISTRICT 19 - CONSTITUTION

| County | Total Votes Cast | |
|----------------|------------------|---|
| | | |
| MILWAUKEE | 4 | 4 |
| Office Totals: | 4 | 4 |

SCATTERING

G.A.B. Canvass Reporting System
County by County Report
2012 PARTISAN PRIMARY

ASSEMBLY - DISTRICT 20 - CONSTITUTION


| County | Total Votes Cast | |
|-----------------------|------------------|----------|
| | | |
| MILWAUKEE | 2 | 2 |
| Office Totals: | 2 | 2 |

SCATTERING

G.A.B. Canvass Reporting System
County by County Report
2012 PARTISAN PRIMARY

ASSEMBLY - DISTRICT 21 - CONSTITUTION

| County | Total Votes Cast | |
|-----------------------|------------------|----------|
| | | |
| MILWAUKEE | 0 | 0 |
| Office Totals: | 0 | 0 |



G.A.B. Canvass Reporting System
County by County Report
2012 PARTISAN PRIMARY

ASSEMBLY - DISTRICT 22 - CONSTITUTION

| County | Total Votes Cast | SCATTERING | |
|-----------------------|------------------|------------|----------|
| | | | |
| MILWAUKEE | 0 | 0 | 0 |
| WASHINGTON | 0 | 0 | 0 |
| WAUKESHA | 0 | 0 | 0 |
| Office Totals: | 0 | 0 | 0 |

G.A.B. Canvass Reporting System
County by County Report
2012 PARTISAN PRIMARY

ASSEMBLY - DISTRICT 23 - CONSTITUTION

| County | Total Votes Cast | SCATTERING | |
|-----------------------|------------------|------------|--|
| | | | |
| MILWAUKEE | 1 | 1 | |
| OZAUKEE | 0 | 0 | |
| Office Totals: | 1 | 1 | |

**G.A.B. Canvass Reporting System
County by County Report
2012 PARTISAN PRIMARY**

ASSEMBLY - DISTRICT 24 - CONSTITUTION

| County | Total Votes Cast | SCATTERING |
|-----------------------|-------------------------|-------------------|
| MILWAUKEE | 1 | 1 |
| OZAUKEE | 0 | 0 |
| WASHINGTON | 0 | 0 |
| WAUKESHA | 0 | 0 |
| Office Totals: | 1 | 1 |

G.A.B. Canvass Reporting System
County by County Report
2012 PARTISAN PRIMARY

ASSEMBLY - DISTRICT 25 - CONSTITUTION

| County | Total Votes Cast | SCATTERING | |
|-----------------------|------------------|------------|----------|
| | | | |
| CALUMET | 0 | 0 | 0 |
| MANITOWOC | 0 | 0 | 0 |
| Office Totals: | 0 | 0 | 0 |

G.A.B. Canvass Reporting System
County by County Report
2012 PARTISAN PRIMARY

ASSEMBLY - DISTRICT 26 - CONSTITUTION

| County | Total Votes Cast | |
|-----------------------|------------------|----------|
| | | |
| SHEBOYGAN | 1 | 1 |
| Office Totals: | 1 | 1 |

SCATTERING

**G.A.B. Canvass Reporting System
County by County Report
2012 PARTISAN PRIMARY**

ASSEMBLY - DISTRICT 27 - CONSTITUTION

| County | Total Votes Cast | SCATTERING |
|-----------------------|-------------------------|-------------------|
| CALUMET | 0 | 0 |
| MANITOWOC | 0 | 0 |
| SHEBOYGAN | 0 | 0 |
| Office Totals: | 0 | 0 |

**G.A.B. Canvass Reporting System
 County by County Report
 2012 PARTISAN PRIMARY**

ASSEMBLY - DISTRICT 28 - CONSTITUTION

| County | Total Votes Cast | SCATTERING |
|-----------------------|------------------|------------|
| BURNETT | 0 | 0 |
| POLK | 1 | 1 |
| ST. CROIX | 0 | 0 |
| Office Totals: | 1 | 1 |

G.A.B. Canvass Reporting System
County by County Report
2012 PARTISAN PRIMARY

ASSEMBLY - DISTRICT 29 - CONSTITUTION

| County | Total Votes Cast | SCATTERING | |
|-----------------------|------------------|------------|----------|
| | | | |
| DUNN | 2 | | 2 |
| ST. CROIX | 0 | | 0 |
| Office Totals: | 2 | | 2 |

G.A.B. Canvass Reporting System
County by County Report
2012 PARTISAN PRIMARY

ASSEMBLY - DISTRICT 30 - CONSTITUTION

| County | Total Votes Cast | SCATTERING | |
|-----------------------|------------------|------------|----------|
| | | | |
| PIERCE | 0 | 0 | 0 |
| ST. CROIX | 0 | 0 | 0 |
| Office Totals: | 0 | 0 | 0 |

G.A.B. Canvass Reporting System
 County by County Report
 2012 PARTISAN PRIMARY

ASSEMBLY - DISTRICT 31 - CONSTITUTION

| County | Total Votes Cast | SCATTERING |
|-----------------------|------------------|------------|
| ROCK | 0 | 0 |
| WALWORTH | 0 | 0 |
| Office Totals: | 0 | 0 |

G.A.B. Canvass Reporting System
County by County Report
2012 PARTISAN PRIMARY

ASSEMBLY - DISTRICT 32 - CONSTITUTION

| County | Total Votes Cast | SCATTERING | |
|-----------------------|------------------|------------|----------|
| | | | |
| KENOSHA | 0 | 0 | 0 |
| RACINE | 0 | 0 | 0 |
| WALWORTH | 0 | 0 | 0 |
| Office Totals: | 0 | 0 | 0 |

**G.A.B. Canvass Reporting System
County by County Report
2012 PARTISAN PRIMARY**

ASSEMBLY - DISTRICT 33 - CONSTITUTION

| County | Total Votes Cast | SCATTERING |
|-----------------------|-------------------------|-------------------|
| JEFFERSON | 0 | 0 |
| WALWORTH | 0 | 0 |
| WAUKESHA | 0 | 0 |
| Office Totals: | 0 | 0 |

G.A.B. Canvass Reporting System
County by County Report
2012 PARTISAN PRIMARY

ASSEMBLY - DISTRICT 34 - CONSTITUTION

| County | Total Votes Cast | SCATTERING | |
|-----------------------|------------------|------------|----------|
| | | | |
| FLORENCE | 0 | 0 | 0 |
| FOREST | 0 | 0 | 0 |
| ONEIDA | 0 | 0 | 0 |
| VILAS | 0 | 0 | 0 |
| Office Totals: | 0 | 0 | 0 |

**G.A.B. Canvass Reporting System
 County by County Report
 2012 PARTISAN PRIMARY**

ASSEMBLY - DISTRICT 35 - CONSTITUTION

| County | Total Votes Cast | SCATTERING |
|-----------------------|-------------------------|-------------------|
| LANGLADE | 0 | 0 |
| LINCOLN | 0 | 0 |
| MARATHON | 0 | 0 |
| ONEIDA | 0 | 0 |
| SHAWANO | 0 | 0 |
| Office Totals: | 0 | 0 |

**G.A.B. Canvass Reporting System
County by County Report
2012 PARTISAN PRIMARY**

ASSEMBLY - DISTRICT 36 - CONSTITUTION

| County | Total Votes Cast | SCATTERING |
|-----------------------|------------------|------------|
| FOREST | 0 | 0 |
| LANGLADE | 0 | 0 |
| MARINETTE | 0 | 0 |
| MENOMINEE | 0 | 0 |
| OCONTO | 0 | 0 |
| SHAWANO | 0 | 0 |
| Office Totals: | 0 | 0 |

**G.A.B. Canvass Reporting System
County by County Report
2012 PARTISAN PRIMARY**

ASSEMBLY - DISTRICT 37 - CONSTITUTION

| County | Total Votes Cast | SCATTERING |
|-----------------------|-------------------------|-------------------|
| COLUMBIA | 0 | 0 |
| DANE | 0 | 0 |
| DODGE | 0 | 0 |
| JEFFERSON | 0 | 0 |
| Office Totals: | 0 | 0 |

G.A.B. Canvass Reporting System
County by County Report
2012 PARTISAN PRIMARY

ASSEMBLY - DISTRICT 38 - CONSTITUTION

| County | Total Votes Cast | SCATTERING | |
|-----------------------|------------------|------------|----------|
| | | | |
| DANE | 0 | 0 | 0 |
| JEFFERSON | 0 | 0 | 0 |
| WAUKESHA | 0 | 0 | 0 |
| Office Totals: | 0 | 0 | 0 |

G.A.B. Canvass Reporting System
County by County Report
2012 PARTISAN PRIMARY

ASSEMBLY - DISTRICT 39 - CONSTITUTION

| County | Total Votes Cast | SCATTERING | |
|-----------------------|------------------|------------|----------|
| | | | |
| DODGE | 0 | 0 | 0 |
| WASHINGTON | 0 | 0 | 0 |
| Office Totals: | 0 | 0 | 0 |

G.A.B. Canvass Reporting System
 County by County Report
 2012 PARTISAN PRIMARY

ASSEMBLY - DISTRICT 40 - CONSTITUTION

| County | Total Votes Cast | SCATTERING |
|-----------------------|------------------|------------|
| OUTAGAMIE | 0 | 0 |
| SHAWANO | 0 | 0 |
| WAUPACA | 0 | 0 |
| WAUSHARA | 1 | 1 |
| Office Totals: | 1 | 1 |

**G.A.B. Canvass Reporting System
County by County Report
2012 PARTISAN PRIMARY**

ASSEMBLY - DISTRICT 41 - CONSTITUTION

| County | Total Votes Cast | SCATTERING |
|-----------------------|------------------|------------|
| ADAMS | 0 | 0 |
| COLUMBIA | 0 | 0 |
| FOND DU LAC | 0 | 0 |
| GREEN LAKE | 1 | 1 |
| JUNEAU | 0 | 0 |
| MARQUETTE | 0 | 0 |
| SAUK | 0 | 0 |
| WAUSHARA | 0 | 0 |
| Office Totals: | 1 | 1 |

**G.A.B. Canvass Reporting System
County by County Report
2012 PARTISAN PRIMARY**

ASSEMBLY - DISTRICT 42 - CONSTITUTION

| County | Total Votes Cast | SCATTERING |
|-----------------------|-------------------------|-------------------|
| COLUMBIA | 0 | 0 |
| DANE | 0 | 0 |
| DODGE | 0 | 0 |
| FOND DU LAC | 0 | 0 |
| GREEN LAKE | 0 | 0 |
| MARQUETTE | 0 | 0 |
| Office Totals: | 0 | 0 |

**G.A.B. Canvass Reporting System
County by County Report
2012 PARTISAN PRIMARY**


ASSEMBLY - DISTRICT 43 - CONSTITUTION

| County | Total Votes Cast | SCATTERING |
|-----------------------|------------------|------------|
| DANE | 0 | 0 |
| JEFFERSON | 0 | 0 |
| ROCK | 0 | 0 |
| WALWORTH | 0 | 0 |
| Office Totals: | 0 | 0 |

G.A.B. Canvass Reporting System
County by County Report
2012 PARTISAN PRIMARY

ASSEMBLY - DISTRICT 44 - CONSTITUTION

| County | Total Votes Cast | |
|----------------|------------------|---|
| | | |
| ROCK | 0 | 0 |
| Office Totals: | 0 | 0 |



G.A.B. Canvass Reporting System
County by County Report
2012 PARTISAN PRIMARY


ASSEMBLY - DISTRICT 45 - CONSTITUTION

| County | Total Votes Cast | |
|-----------------------|------------------|------------|
| | | SCATTERING |
| GREEN | 0 | 0 |
| ROCK | 1 | 1 |
| Office Totals: | 1 | 1 |

G.A.B. Canvass Reporting System
County by County Report
2012 PARTISAN PRIMARY

ASSEMBLY - DISTRICT 46 - CONSTITUTION


| County | Total Votes Cast | |
|----------------|------------------|---|
| | | |
| DANE | 0 | 0 |
| Office Totals: | 0 | 0 |



G.A.B. Canvass Reporting System
County by County Report
2012 PARTISAN PRIMARY

ASSEMBLY - DISTRICT 47 - CONSTITUTION


| County | Total Votes Cast | |
|----------------|------------------|---|
| | | |
| DANE | 0 | 0 |
| Office Totals: | 0 | 0 |



G.A.B. Canvass Reporting System
County by County Report
2012 PARTISAN PRIMARY

ASSEMBLY - DISTRICT 48 - CONSTITUTION

| County | Total Votes Cast | |
|----------------|------------------|---|
| | | |
| DANE | 0 | 0 |
| Office Totals: | 0 | 0 |



**G.A.B. Canvass Reporting System
 County by County Report
 2012 PARTISAN PRIMARY**

ASSEMBLY - DISTRICT 49 - CONSTITUTION

| County | Total Votes Cast | SCATTERING |
|-----------------------|------------------|------------|
| GRANT | 1 | 1 |
| IOWA | 0 | 0 |
| LAFAYETTE | 0 | 0 |
| RICHLAND | 0 | 0 |
| Office Totals: | 1 | 1 |

**G.A.B. Canvass Reporting System
County by County Report
2012 PARTISAN PRIMARY**

ASSEMBLY - DISTRICT 50 - CONSTITUTION

| County | Total Votes Cast | SCATTERING |
|-----------------------|------------------|------------|
| JUNEAU | 3 | 3 |
| MONROE | 0 | 0 |
| RICHLAND | 0 | 0 |
| SAUK | 0 | 0 |
| VERNON | 0 | 0 |
| Office Totals: | 3 | 3 |

**G.A.B. Canvass Reporting System
County by County Report
2012 PARTISAN PRIMARY**


ASSEMBLY - DISTRICT 51 - CONSTITUTION

| County | Total Votes Cast | SCATTERING |
|-----------------------|------------------|------------|
| GREEN | 0 | 0 |
| IOWA | 0 | 0 |
| LAFAYETTE | 0 | 0 |
| RICHLAND | 0 | 0 |
| SAUK | 0 | 0 |
| Office Totals: | 0 | 0 |

G.A.B. Canvass Reporting System
County by County Report
2012 PARTISAN PRIMARY

ASSEMBLY - DISTRICT 52 - CONSTITUTION

| County | Total Votes Cast | |
|-----------------------|------------------|----------|
| | | |
| FOND DU LAC | 0 | 0 |
| Office Totals: | 0 | 0 |



G.A.B. Canvass Reporting System
County by County Report
2012 PARTISAN PRIMARY


ASSEMBLY - DISTRICT 53 - CONSTITUTION

| County | Total Votes Cast | SCATTERING | |
|-----------------------|------------------|------------|----------|
| | | | |
| DODGE | 0 | 0 | 0 |
| FOND DU LAC | 0 | 0 | 0 |
| WINNEBAGO | 0 | 0 | 0 |
| Office Totals: | 0 | 0 | 0 |

G.A.B. Canvass Reporting System
County by County Report
2012 PARTISAN PRIMARY

ASSEMBLY - DISTRICT 54 - CONSTITUTION

| County | Total Votes Cast | |
|-----------------------|------------------|----------|
| | | |
| WINNEBAGO | 0 | 0 |
| Office Totals: | 0 | 0 |



G.A.B. Canvass Reporting System
County by County Report
2012 PARTISAN PRIMARY

ASSEMBLY - DISTRICT 55 - CONSTITUTION

| County | Total Votes Cast | SCATTERING | |
|-----------------------|------------------|------------|----------|
| | | | |
| OUTAGAMIE | 0 | 0 | 0 |
| WINNEBAGO | 0 | 0 | 0 |
| Office Totals: | 0 | 0 | 0 |

G.A.B. Canvass Reporting System
County by County Report
2012 PARTISAN PRIMARY

ASSEMBLY - DISTRICT 56 - CONSTITUTION

| County | Total Votes Cast | SCATTERING | |
|-----------------------|------------------|------------|----------|
| | | | |
| OUTAGAMIE | 0 | 0 | 0 |
| WINNEBAGO | 0 | 0 | 0 |
| Office Totals: | 0 | 0 | 0 |

G.A.B. Canvass Reporting System
County by County Report
2012 PARTISAN PRIMARY


ASSEMBLY - DISTRICT 57 - CONSTITUTION

| County | Total Votes Cast | |
|-----------------------|------------------|------------|
| | | SCATTERING |
| OUTAGAMIE | 0 | 0 |
| WINNEBAGO | 1 | 1 |
| Office Totals: | 1 | 1 |

G.A.B. Canvass Reporting System
County by County Report
2012 PARTISAN PRIMARY

ASSEMBLY - DISTRICT 58 - CONSTITUTION

| County | Total Votes Cast | |
|-----------------------|------------------|----------|
| | | |
| WASHINGTON | 0 | 0 |
| Office Totals: | 0 | 0 |



**G.A.B. Canvass Reporting System
County by County Report
2012 PARTISAN PRIMARY**

ASSEMBLY - DISTRICT 59 - CONSTITUTION

| County | Total Votes Cast | SCATTERING |
|-----------------------|-------------------------|-------------------|
| CALUMET | 0 | 0 |
| FOND DU LAC | 0 | 0 |
| SHEBOYGAN | 0 | 0 |
| WASHINGTON | 0 | 0 |
| Office Totals: | 0 | 0 |

G.A.B. Canvass Reporting System
County by County Report
2012 PARTISAN PRIMARY

ASSEMBLY - DISTRICT 60 - CONSTITUTION

| County | Total Votes Cast | SCATTERING | |
|-----------------------|------------------|------------|----------|
| | | | |
| OZAUKEE | 0 | 0 | 0 |
| WASHINGTON | 0 | 0 | 0 |
| Office Totals: | 0 | 0 | 0 |

G.A.B. Canvass Reporting System
County by County Report
2012 PARTISAN PRIMARY

ASSEMBLY - DISTRICT 61 - CONSTITUTION

| County | Total Votes Cast | |
|----------------|------------------|---|
| | | |
| KENOSHA | 2 | 2 |
| Office Totals: | 2 | 2 |

SCATTERING

G.A.B. Canvass Reporting System
County by County Report
2012 PARTISAN PRIMARY

ASSEMBLY - DISTRICT 62 - CONSTITUTION

| County | Total Votes Cast | |
|-----------------------|------------------|----------|
| | | |
| RACINE | 1 | 1 |
| Office Totals: | 1 | 1 |



G.A.B. Canvass Reporting System
County by County Report
2012 PARTISAN PRIMARY

ASSEMBLY - DISTRICT 63 - CONSTITUTION

| County | Total Votes Cast | SCATTERING | |
|-----------------------|------------------|------------|----------|
| | | | |
| RACINE | 0 | 0 | 0 |
| WALWORTH | 0 | 0 | 0 |
| Office Totals: | 0 | 0 | 0 |

G.A.B. Canvass Reporting System
County by County Report
2012 PARTISAN PRIMARY

ASSEMBLY - DISTRICT 64 - CONSTITUTION

| County | Total Votes Cast | SCATTERING | |
|-----------------------|------------------|------------|----------|
| | | | |
| KENOSHA | 0 | 0 | 0 |
| RACINE | 0 | 0 | 0 |
| Office Totals: | 0 | 0 | 0 |

**G.A.B. Canvass Reporting System
 County by County Report
 2012 PARTISAN PRIMARY**


ASSEMBLY - DISTRICT 65 - CONSTITUTION

| County | Total Votes Cast | SCATTERING | |
|-----------------------|------------------|------------|----------|
| KENOSHA | 1 | 1 | 1 |
| Office Totals: | 1 | 1 | 1 |

G.A.B. Canvass Reporting System
County by County Report
2012 PARTISAN PRIMARY

ASSEMBLY - DISTRICT 66 - CONSTITUTION

| County | Total Votes Cast | |
|----------------|------------------|---|
| | | |
| RACINE | 0 | 0 |
| Office Totals: | 0 | 0 |



**G.A.B. Canvass Reporting System
County by County Report
2012 PARTISAN PRIMARY**

ASSEMBLY - DISTRICT 67 - CONSTITUTION

| County | Total Votes Cast | SCATTERING |
|-----------------------|------------------|------------|
| BARRON | 0 | 0 |
| CHIPPEWA | 0 | 0 |
| DUNN | 1 | 1 |
| Office Totals: | 1 | 1 |

**G.A.B. Canvass Reporting System
 County by County Report
 2012 PARTISAN PRIMARY**

ASSEMBLY - DISTRICT 68 - CONSTITUTION

| County | Total Votes Cast | SCATTERING |
|-----------------------|-------------------------|-------------------|
| CHIPPEWA | 0 | 0 |
| CLARK | 0 | 0 |
| EAU CLAIRE | 1 | 1 |
| JACKSON | 0 | 0 |
| TREMPEALEAU | 0 | 0 |
| Office Totals: | 1 | 1 |

G.A.B. Canvass Reporting System
County by County Report
2012 PARTISAN PRIMARY

ASSEMBLY - DISTRICT 69 - CONSTITUTION

| County | Total Votes Cast | SCATTERING | |
|-----------------------|------------------|------------|----------|
| | | | |
| CLARK | 0 | 0 | 0 |
| MARATHON | 0 | 0 | 0 |
| WOOD | 0 | 0 | 0 |
| Office Totals: | 0 | 0 | 0 |

G.A.B. Canvass Reporting System
County by County Report
2012 PARTISAN PRIMARY


ASSEMBLY - DISTRICT 70 - CONSTITUTION

| County | Total Votes Cast | SCATTERING | |
|-----------------------|------------------|------------|----------|
| | | | |
| JACKSON | 0 | 0 | 0 |
| MONROE | 0 | 0 | 0 |
| PORTAGE | 0 | 0 | 0 |
| WOOD | 0 | 0 | 0 |
| Office Totals: | 0 | 0 | 0 |

G.A.B. Canvass Reporting System
County by County Report
2012 PARTISAN PRIMARY

ASSEMBLY - DISTRICT 71 - CONSTITUTION

| County | Total Votes Cast | |
|----------------|------------------|---|
| | | |
| PORTAGE | 0 | 0 |
| Office Totals: | 0 | 0 |



G.A.B. Canvass Reporting System
 County by County Report
 2012 PARTISAN PRIMARY

ASSEMBLY - DISTRICT 72 - CONSTITUTION

| County | Total Votes Cast | SCATTERING |
|-----------------------|------------------|------------|
| ADAMS | 0 | 0 |
| PORTAGE | 0 | 0 |
| WAUSHARA | 0 | 0 |
| WOOD | 0 | 0 |
| Office Totals: | 0 | 0 |

G.A.B. Canvass Reporting System
County by County Report
2012 PARTISAN PRIMARY

ASSEMBLY - DISTRICT 73 - CONSTITUTION

| County | Total Votes Cast | SCATTERING | |
|-----------------------|------------------|------------|--|
| | | | |
| BURNETT | 0 | 0 | |
| DOUGLAS | 1 | 1 | |
| WASHBURN | 0 | 0 | |
| Office Totals: | 1 | 1 | |

G.A.B. Canvass Reporting System
County by County Report
2012 PARTISAN PRIMARY

ASSEMBLY - DISTRICT 74 - CONSTITUTION

| County | Total Votes Cast | SCATTERING | |
|-----------------------|------------------|------------|----------|
| | | | |
| ASHLAND | 0 | 0 | 0 |
| BAYFIELD | 0 | 0 | 0 |
| DOUGLAS | 0 | 0 | 0 |
| IRON | 0 | 0 | 0 |
| PRICE | 0 | 0 | 0 |
| SAWYER | 0 | 0 | 0 |
| VILAS | 0 | 0 | 0 |
| Office Totals: | 0 | 0 | 0 |

**G.A.B. Canvass Reporting System
County by County Report
2012 PARTISAN PRIMARY**


ASSEMBLY - DISTRICT 75 - CONSTITUTION

| County | Total Votes Cast | SCATTERING |
|-----------------------|------------------|------------|
| BARRON | 1 | 1 |
| BURNETT | 0 | 0 |
| DUNN | 0 | 0 |
| POLK | 0 | 0 |
| ST. CROIX | 0 | 0 |
| WASHBURN | 0 | 0 |
| Office Totals: | 1 | 1 |

G.A.B. Canvass Reporting System
County by County Report
2012 PARTISAN PRIMARY

ASSEMBLY - DISTRICT 76 - CONSTITUTION


| County | Total Votes Cast | |
|----------------|------------------|---|
| | | |
| DANE | 0 | 0 |
| Office Totals: | 0 | 0 |



G.A.B. Canvass Reporting System
County by County Report
2012 PARTISAN PRIMARY

ASSEMBLY - DISTRICT 77 - CONSTITUTION


| County | Total Votes Cast | |
|----------------|------------------|---|
| | | |
| DANE | 0 | 0 |
| Office Totals: | 0 | 0 |



G.A.B. Canvass Reporting System
County by County Report
2012 PARTISAN PRIMARY

ASSEMBLY - DISTRICT 78 - CONSTITUTION


| County | Total Votes Cast | |
|----------------|------------------|---|
| | | |
| DANE | 0 | 0 |
| Office Totals: | 0 | 0 |



G.A.B. Canvass Reporting System
County by County Report
2012 PARTISAN PRIMARY

ASSEMBLY - DISTRICT 79 - CONSTITUTION

| County | Total Votes Cast | |
|----------------|------------------|---|
| | | |
| DANE | 0 | 0 |
| Office Totals: | 0 | 0 |



G.A.B. Canvass Reporting System
County by County Report
2012 PARTISAN PRIMARY

ASSEMBLY - DISTRICT 80 - CONSTITUTION

| County | Total Votes Cast | SCATTERING | |
|-----------------------|------------------|------------|----------|
| | | | |
| DANE | 0 | 0 | 0 |
| GREEN | 0 | 0 | 0 |
| IOWA | 0 | 0 | 0 |
| Office Totals: | 0 | 0 | 0 |

G.A.B. Canvass Reporting System
County by County Report
2012 PARTISAN PRIMARY


ASSEMBLY - DISTRICT 81 - CONSTITUTION

| County | Total Votes Cast | SCATTERING | |
|-----------------------|------------------|------------|----------|
| | | | |
| COLUMBIA | 0 | 0 | 0 |
| DANE | 0 | 0 | 0 |
| IOWA | 0 | 0 | 0 |
| SAUK | 0 | 0 | 0 |
| Office Totals: | 0 | 0 | 0 |

G.A.B. Canvass Reporting System
County by County Report
2012 PARTISAN PRIMARY

ASSEMBLY - DISTRICT 82 - CONSTITUTION

| County | Total Votes Cast | |
|-----------------------|------------------|----------|
| | | |
| MILWAUKEE | 0 | 0 |
| Office Totals: | 0 | 0 |



G.A.B. Canvass Reporting System
County by County Report
2012 PARTISAN PRIMARY

ASSEMBLY - DISTRICT 83 - CONSTITUTION

| County | Total Votes Cast | SCATTERING | |
|-----------------------|------------------|------------|----------|
| | | | |
| MILWAUKEE | 0 | 0 | 0 |
| RACINE | 0 | 0 | 0 |
| WALWORTH | 0 | 0 | 0 |
| WAUKESHA | 0 | 0 | 0 |
| Office Totals: | 0 | 0 | 0 |

**G.A.B. Canvass Reporting System
 County by County Report
 2012 PARTISAN PRIMARY**

ASSEMBLY - DISTRICT 84 - CONSTITUTION

| County | Total Votes Cast | SCATTERING |
|-----------------------|-------------------------|-------------------|
| MILWAUKEE | 1 | 1 |
| WAUKESHA | 0 | 0 |
| Office Totals: | 1 | 1 |

G.A.B. Canvass Reporting System
County by County Report
2012 PARTISAN PRIMARY

ASSEMBLY - DISTRICT 85 - CONSTITUTION

| County | Total Votes Cast | |
|----------------|------------------|---|
| | | |
| MARATHON | 2 | 2 |
| Office Totals: | 2 | 2 |

SCATTERING

G.A.B. Canvass Reporting System
County by County Report
2012 PARTISAN PRIMARY

ASSEMBLY - DISTRICT 86 - CONSTITUTION

| County | Total Votes Cast | SCATTERING | |
|-----------------------|------------------|------------|----------|
| | | | |
| MARATHON | 0 | 0 | 0 |
| WOOD | 0 | 0 | 0 |
| Office Totals: | 0 | 0 | 0 |

G.A.B. Canvass Reporting System
County by County Report
2012 PARTISAN PRIMARY


ASSEMBLY - DISTRICT 87 - CONSTITUTION

| County | Total Votes Cast | SCATTERING | |
|-----------------------|------------------|------------|----------|
| | | | |
| CLARK | 0 | 0 | 0 |
| MARATHON | 0 | 0 | 0 |
| RUSK | 0 | 0 | 0 |
| SAWYER | 0 | 0 | 0 |
| TAYLOR | 0 | 0 | 0 |
| Office Totals: | 0 | 0 | 0 |

G.A.B. Canvass Reporting System
County by County Report
2012 PARTISAN PRIMARY

ASSEMBLY - DISTRICT 88 - CONSTITUTION

| County | Total Votes Cast | |
|----------------|------------------|---|
| | | |
| BROWN | 0 | 0 |
| Office Totals: | 0 | 0 |



G.A.B. Canvass Reporting System
County by County Report
2012 PARTISAN PRIMARY


ASSEMBLY - DISTRICT 89 - CONSTITUTION

| County | Total Votes Cast | SCATTERING | |
|-----------------------|------------------|------------|----------|
| | | | |
| BROWN | 0 | 0 | 0 |
| MARINETTE | 0 | 0 | 0 |
| OCONTO | 0 | 0 | 0 |
| Office Totals: | 0 | 0 | 0 |

G.A.B. Canvass Reporting System
County by County Report
2012 PARTISAN PRIMARY

ASSEMBLY - DISTRICT 90 - CONSTITUTION

| County | Total Votes Cast | |
|----------------|------------------|---|
| | | |
| BROWN | 0 | 0 |
| Office Totals: | 0 | 0 |



**G.A.B. Canvass Reporting System
 County by County Report
 2012 PARTISAN PRIMARY**

ASSEMBLY - DISTRICT 91 - CONSTITUTION

| County | Total Votes Cast | SCATTERING |
|-----------------------|------------------|------------|
| CHIPPEWA | 0 | 0 |
| EAU CLAIRE | 1 | 1 |
| Office Totals: | 1 | 1 |

G.A.B. Canvass Reporting System
County by County Report
2012 PARTISAN PRIMARY

ASSEMBLY - DISTRICT 92 - CONSTITUTION

| County | Total Votes Cast | SCATTERING | |
|-----------------------|------------------|------------|----------|
| | | | |
| BUFFALO | 0 | 0 | 0 |
| JACKSON | 0 | 0 | 0 |
| TREMPEALEAU | 1 | 1 | 1 |
| Office Totals: | 1 | 1 | 1 |

**G.A.B. Canvass Reporting System
County by County Report
2012 PARTISAN PRIMARY**


ASSEMBLY - DISTRICT 93 - CONSTITUTION

| County | Total Votes Cast | SCATTERING |
|-----------------------|-------------------------|-------------------|
| BUFFALO | 0 | 0 |
| DUNN | 0 | 0 |
| EAU CLAIRE | 0 | 0 |
| PEPIN | 0 | 0 |
| PIERCE | 1 | 1 |
| ST. CROIX | 0 | 0 |
| Office Totals: | 1 | 1 |

G.A.B. Canvass Reporting System
County by County Report
2012 PARTISAN PRIMARY

ASSEMBLY - DISTRICT 94 - CONSTITUTION


| County | Total Votes Cast | |
|-----------------------|------------------|----------|
| | | |
| LA CROSSE | 0 | 0 |
| Office Totals: | 0 | 0 |



G.A.B. Canvass Reporting System
County by County Report
2012 PARTISAN PRIMARY

ASSEMBLY - DISTRICT 95 - CONSTITUTION

| County | Total Votes Cast | |
|----------------|------------------|---|
| | | |
| LA CROSSE | 0 | 0 |
| Office Totals: | 0 | 0 |



G.A.B. Canvass Reporting System
County by County Report
2012 PARTISAN PRIMARY


ASSEMBLY - DISTRICT 96 - CONSTITUTION

| County | Total Votes Cast | SCATTERING | |
|-----------------------|------------------|------------|----------|
| | | | |
| CRAWFORD | 0 | 0 | 0 |
| MONROE | 0 | 0 | 0 |
| VERNON | 0 | 0 | 0 |
| Office Totals: | 0 | 0 | 0 |

G.A.B. Canvass Reporting System
County by County Report
2012 PARTISAN PRIMARY

ASSEMBLY - DISTRICT 97 - CONSTITUTION

| County | Total Votes Cast | |
|-----------------------|------------------|----------|
| | | |
| WAUKESHA | 0 | 0 |
| Office Totals: | 0 | 0 |



G.A.B. Canvass Reporting System
County by County Report
2012 PARTISAN PRIMARY

ASSEMBLY - DISTRICT 98 - CONSTITUTION


| County | Total Votes Cast | |
|-----------------------|------------------|----------|
| | | |
| WAUKESHA | 1 | 1 |
| Office Totals: | 1 | 1 |

SCATTERING

G.A.B. Canvass Reporting System
County by County Report
2012 PARTISAN PRIMARY

ASSEMBLY - DISTRICT 99 - CONSTITUTION

| County | Total Votes Cast | |
|-----------------------|------------------|----------|
| | | |
| WAUKESHA | 0 | 0 |
| Office Totals: | 0 | 0 |



G.A.B. Canvass Reporting System
County by County Report
2012 PARTISAN PRIMARY

ASSEMBLY - DISTRICT 1 - AMERICANS ELECT

| County | Total Votes Cast | SCATTERING | |
|-----------------------|------------------|------------|--|
| | | | |
| BROWN | 1 | 1 | |
| DOOR | 0 | 0 | |
| KEWAUNEE | 0 | 0 | |
| MANITOWOC | 0 | 0 | |
| Office Totals: | 1 | 1 | |

**G.A.B. Canvass Reporting System
County by County Report
2012 PARTISAN PRIMARY**

ASSEMBLY - DISTRICT 2 - AMERICANS ELECT

| County | Total Votes Cast | SCATTERING |
|-----------------------|------------------|------------|
| BROWN | 2 | 2 |
| MANITOWOC | 0 | 0 |
| OUTAGAMIE | 0 | 0 |
| Office Totals: | 2 | 2 |

G.A.B. Canvass Reporting System
County by County Report
2012 PARTISAN PRIMARY

ASSEMBLY - DISTRICT 3 - AMERICANS ELECT

| County | Total Votes Cast | |
|-----------------------|------------------|------------|
| | | SCATTERING |
| CALUMET | 0 | 0 |
| OUTAGAMIE | 0 | 0 |
| Office Totals: | 0 | 0 |

G.A.B. Canvass Reporting System
County by County Report
2012 PARTISAN PRIMARY

ASSEMBLY - DISTRICT 4 - AMERICANS ELECT

| County | Total Votes Cast | |
|----------------|------------------|---|
| | | |
| BROWN | 1 | 1 |
| Office Totals: | 1 | 1 |

SCATTERING

G.A.B. Canvass Reporting System
County by County Report
2012 PARTISAN PRIMARY

ASSEMBLY - DISTRICT 5 - AMERICANS ELECT

| County | Total Votes Cast | SCATTERING | |
|-----------------------|------------------|------------|----------|
| | | | |
| BROWN | 0 | 0 | 0 |
| OUTAGAMIE | 0 | 0 | 0 |
| Office Totals: | 0 | 0 | 0 |

G.A.B. Canvass Reporting System
County by County Report
2012 PARTISAN PRIMARY

ASSEMBLY - DISTRICT 6 - AMERICANS ELECT

| County | Total Votes Cast | SCATTERING | |
|-----------------------|------------------|------------|----------|
| | | | |
| BROWN | 0 | 0 | 0 |
| OCONTO | 0 | 0 | 0 |
| OUTAGAMIE | 0 | 0 | 0 |
| SHAWANO | 0 | 0 | 0 |
| WAUPACA | 0 | 0 | 0 |
| Office Totals: | 0 | 0 | 0 |

G.A.B. Canvass Reporting System
County by County Report
2012 PARTISAN PRIMARY

ASSEMBLY - DISTRICT 7 - AMERICANS ELECT


| County | Total Votes Cast | |
|----------------|------------------|---|
| | | |
| MILWAUKEE | 2 | 2 |
| Office Totals: | 2 | 2 |

SCATTERING

G.A.B. Canvass Reporting System
County by County Report
2012 PARTISAN PRIMARY

ASSEMBLY - DISTRICT 8 - AMERICANS ELECT

| County | Total Votes Cast | |
|-----------------------|------------------|----------|
| | | |
| MILWAUKEE | 0 | 0 |
| Office Totals: | 0 | 0 |



**G.A.B. Canvass Reporting System
 County by County Report
 2012 PARTISAN PRIMARY**

ASSEMBLY - DISTRICT 9 - AMERICANS ELECT

| County | Total Votes Cast | SCATTERING |
|-----------------------|------------------|------------|
| MILWAUKEE | 2 | 2 |
| Office Totals: | 2 | 2 |

G.A.B. Canvass Reporting System
County by County Report
2012 PARTISAN PRIMARY

ASSEMBLY - DISTRICT 10 - AMERICANS ELECT

| County | Total Votes Cast | |
|-----------------------|------------------|----------|
| | | |
| MILWAUKEE | 1 | 1 |
| Office Totals: | 1 | 1 |

SCATTERING

G.A.B. Canvass Reporting System
County by County Report
2012 PARTISAN PRIMARY

ASSEMBLY - DISTRICT 11 - AMERICANS ELECT

| County | Total Votes Cast | |
|-----------------------|------------------|----------|
| | | |
| MILWAUKEE | 1 | 1 |
| Office Totals: | 1 | 1 |

SCATTERING

**G.A.B. Canvass Reporting System
 County by County Report
 2012 PARTISAN PRIMARY**

ASSEMBLY - DISTRICT 12 - AMERICANS ELECT

| County | Total Votes Cast | SCATTERING |
|-----------------------|------------------|------------|
| MILWAUKEE | 2 | 2 |
| Office Totals: | 2 | 2 |

G.A.B. Canvass Reporting System
County by County Report
2012 PARTISAN PRIMARY

ASSEMBLY - DISTRICT 13 - AMERICANS ELECT

| County | Total Votes Cast | |
|-----------------------|------------------|------------|
| | | SCATTERING |
| MILWAUKEE | 0 | 0 |
| WAUKESHA | 1 | 1 |
| Office Totals: | 1 | 1 |

G.A.B. Canvass Reporting System
County by County Report
2012 PARTISAN PRIMARY

ASSEMBLY - DISTRICT 14 - AMERICANS ELECT

| County | Total Votes Cast | SCATTERING | |
|-----------------------|------------------|------------|----------|
| | | | |
| MILWAUKEE | 0 | 0 | 0 |
| WAUKESHA | 0 | 0 | 0 |
| Office Totals: | 0 | 0 | 0 |

**G.A.B. Canvass Reporting System
 County by County Report
 2012 PARTISAN PRIMARY**


ASSEMBLY - DISTRICT 15 - AMERICANS ELECT

| County | Total Votes Cast | SCATTERING |
|-----------------------|------------------|------------|
| MILWAUKEE | 1 | 1 |
| WAUKESHA | 0 | 0 |
| Office Totals: | 1 | 1 |

G.A.B. Canvass Reporting System
County by County Report
2012 PARTISAN PRIMARY

ASSEMBLY - DISTRICT 16 - AMERICANS ELECT


| County | Total Votes Cast | |
|-----------------------|------------------|----------|
| | | |
| MILWAUKEE | 0 | 0 |
| Office Totals: | 0 | 0 |



G.A.B. Canvass Reporting System
County by County Report
2012 PARTISAN PRIMARY

ASSEMBLY - DISTRICT 17 - AMERICANS ELECT

| County | Total Votes Cast | |
|-----------------------|------------------|----------|
| | | |
| MILWAUKEE | 0 | 0 |
| Office Totals: | 0 | 0 |



**G.A.B. Canvass Reporting System
County by County Report
2012 PARTISAN PRIMARY**

ASSEMBLY - DISTRICT 18 - AMERICANS ELECT

| County | Total Votes Cast | |
|-----------------------|------------------|----------|
| MILWAUKEE | 1 | 1 |
| Office Totals: | 1 | 1 |

SCATTERING

G.A.B. Canvass Reporting System
County by County Report
2012 PARTISAN PRIMARY

ASSEMBLY - DISTRICT 19 - AMERICANS ELECT

| County | Total Votes Cast | |
|-----------------------|------------------|----------|
| | | |
| MILWAUKEE | 1 | 1 |
| Office Totals: | 1 | 1 |

SCATTERING

G.A.B. Canvass Reporting System
County by County Report
2012 PARTISAN PRIMARY

ASSEMBLY - DISTRICT 20 - AMERICANS ELECT


| County | Total Votes Cast | |
|-----------------------|------------------|----------|
| | | |
| MILWAUKEE | 1 | 1 |
| Office Totals: | 1 | 1 |

SCATTERING

G.A.B. Canvass Reporting System
County by County Report
2012 PARTISAN PRIMARY

ASSEMBLY - DISTRICT 21 - AMERICANS ELECT

| County | Total Votes Cast | |
|-----------------------|------------------|----------|
| | | |
| MILWAUKEE | 0 | 0 |
| Office Totals: | 0 | 0 |



**G.A.B. Canvass Reporting System
 County by County Report
 2012 PARTISAN PRIMARY**

ASSEMBLY - DISTRICT 22 - AMERICANS ELECT

| County | Total Votes Cast | SCATTERING |
|-----------------------|------------------|------------|
| MILWAUKEE | 0 | 0 |
| WASHINGTON | 0 | 0 |
| WAUKESHA | 0 | 0 |
| Office Totals: | 0 | 0 |

G.A.B. Canvass Reporting System
County by County Report
2012 PARTISAN PRIMARY

ASSEMBLY - DISTRICT 23 - AMERICANS ELECT

| County | Total Votes Cast | SCATTERING | |
|-----------------------|------------------|------------|----------|
| | | | |
| MILWAUKEE | 0 | 0 | 0 |
| OZAUKEE | 0 | 0 | 0 |
| Office Totals: | 0 | 0 | 0 |

G.A.B. Canvass Reporting System
County by County Report
2012 PARTISAN PRIMARY

ASSEMBLY - DISTRICT 24 - AMERICANS ELECT

| County | Total Votes Cast | SCATTERING | |
|-----------------------|------------------|------------|----------|
| | | | |
| MILWAUKEE | 0 | 0 | 0 |
| OZAUKEE | 0 | 0 | 0 |
| WASHINGTON | 0 | 0 | 0 |
| WAUKESHA | 0 | 0 | 0 |
| Office Totals: | 0 | 0 | 0 |

G.A.B. Canvass Reporting System
County by County Report
2012 PARTISAN PRIMARY

ASSEMBLY - DISTRICT 25 - AMERICANS ELECT

| County | Total Votes Cast | SCATTERING | |
|-----------------------|------------------|------------|----------|
| | | | |
| CALUMET | 0 | 0 | 0 |
| MANITOWOC | 0 | 0 | 0 |
| Office Totals: | 0 | 0 | 0 |

**G.A.B. Canvass Reporting System
 County by County Report
 2012 PARTISAN PRIMARY**

ASSEMBLY - DISTRICT 26 - AMERICANS ELECT

| County | Total Votes Cast | SCATTERING |
|-----------------------|------------------|------------|
| SHEBOYGAN | 2 | 2 |
| Office Totals: | 2 | 2 |

G.A.B. Canvass Reporting System
County by County Report
2012 PARTISAN PRIMARY

ASSEMBLY - DISTRICT 27 - AMERICANS ELECT

| County | Total Votes Cast | SCATTERING | |
|-----------------------|------------------|------------|----------|
| | | | |
| CALUMET | 0 | 0 | 0 |
| MANITOWOC | 0 | 0 | 0 |
| SHEBOYGAN | 0 | 0 | 0 |
| Office Totals: | 0 | 0 | 0 |

G.A.B. Canvass Reporting System
County by County Report
2012 PARTISAN PRIMARY

ASSEMBLY - DISTRICT 28 - AMERICANS ELECT

| County | Total Votes Cast | SCATTERING | |
|-----------------------|------------------|------------|----------|
| | | | |
| BURNETT | 0 | 0 | 0 |
| POLK | 0 | 0 | 0 |
| ST. CROIX | 0 | 0 | 0 |
| Office Totals: | 0 | 0 | 0 |

G.A.B. Canvass Reporting System
 County by County Report
 2012 PARTISAN PRIMARY

ASSEMBLY - DISTRICT 29 - AMERICANS ELECT

| County | Total Votes Cast | SCATTERING | |
|-----------------------|------------------|------------|--|
| DUNN | 0 | 0 | |
| ST. CROIX | 0 | 0 | |
| Office Totals: | 0 | 0 | |

G.A.B. Canvass Reporting System
County by County Report
2012 PARTISAN PRIMARY

ASSEMBLY - DISTRICT 30 - AMERICANS ELECT

| County | Total Votes Cast | SCATTERING | |
|-----------------------|------------------|------------|----------|
| | | | |
| PIERCE | 0 | 0 | 0 |
| ST. CROIX | 0 | 0 | 0 |
| Office Totals: | 0 | 0 | 0 |

G.A.B. Canvass Reporting System
 County by County Report
 2012 PARTISAN PRIMARY

ASSEMBLY - DISTRICT 31 - AMERICANS ELECT

| County | Total Votes Cast | SCATTERING | |
|-----------------------|------------------|------------|--|
| ROCK | 0 | 0 | |
| WALWORTH | 1 | 1 | |
| Office Totals: | 1 | 1 | |

**G.A.B. Canvass Reporting System
County by County Report
2012 PARTISAN PRIMARY**

ASSEMBLY - DISTRICT 32 - AMERICANS ELECT

| County | Total Votes Cast | SCATTERING |
|-----------------------|------------------|------------|
| KENOSHA | 0 | 0 |
| RACINE | 0 | 0 |
| WALWORTH | 1 | 1 |
| Office Totals: | 1 | 1 |

**G.A.B. Canvass Reporting System
County by County Report
2012 PARTISAN PRIMARY**

ASSEMBLY - DISTRICT 33 - AMERICANS ELECT

| County | Total Votes Cast | SCATTERING |
|-----------------------|------------------|------------|
| JEFFERSON | 2 | 2 |
| WALWORTH | 0 | 0 |
| WAUKESHA | 0 | 0 |
| Office Totals: | 2 | 2 |

G.A.B. Canvass Reporting System
County by County Report
2012 PARTISAN PRIMARY

ASSEMBLY - DISTRICT 34 - AMERICANS ELECT

| County | Total Votes Cast | SCATTERING | |
|-----------------------|------------------|------------|----------|
| | | | |
| FLORENCE | 0 | 0 | 0 |
| FOREST | 0 | 0 | 0 |
| ONEIDA | 1 | 1 | 1 |
| VILAS | 0 | 0 | 0 |
| Office Totals: | 1 | 1 | 1 |

G.A.B. Canvass Reporting System
County by County Report
2012 PARTISAN PRIMARY

ASSEMBLY - DISTRICT 35 - AMERICANS ELECT

| County | Total Votes Cast | SCATTERING | |
|-----------------------|------------------|------------|----------|
| | | | |
| LANGLADE | 0 | 0 | 0 |
| LINCOLN | 0 | 0 | 0 |
| MARATHON | 0 | 0 | 0 |
| ONEIDA | 0 | 0 | 0 |
| SHAWANO | 0 | 0 | 0 |
| Office Totals: | 0 | 0 | 0 |

G.A.B. Canvass Reporting System
County by County Report
2012 PARTISAN PRIMARY

ASSEMBLY - DISTRICT 36 - AMERICANS ELECT

| County | Total Votes Cast | SCATTERING | |
|-----------------------|------------------|------------|----------|
| | | | |
| FOREST | 0 | 0 | 0 |
| LANGLADE | 0 | 0 | 0 |
| MARINETTE | 0 | 0 | 0 |
| MENOMINEE | 0 | 0 | 0 |
| OCONTO | 0 | 0 | 0 |
| SHAWANO | 0 | 0 | 0 |
| Office Totals: | 0 | 0 | 0 |

G.A.B. Canvass Reporting System
County by County Report
2012 PARTISAN PRIMARY

ASSEMBLY - DISTRICT 37 - AMERICANS ELECT

| County | Total Votes Cast | SCATTERING | |
|-----------------------|------------------|------------|----------|
| | | | |
| COLUMBIA | 0 | 0 | 0 |
| DANE | 0 | 0 | 0 |
| DODGE | 0 | 0 | 0 |
| JEFFERSON | 1 | 1 | 1 |
| Office Totals: | 1 | 1 | 1 |

**G.A.B. Canvass Reporting System
County by County Report
2012 PARTISAN PRIMARY**

ASSEMBLY - DISTRICT 38 - AMERICANS ELECT

| County | Total Votes Cast | SCATTERING |
|-----------------------|------------------|------------|
| DANE | 0 | 0 |
| JEFFERSON | 0 | 0 |
| WAUKESHA | 0 | 0 |
| Office Totals: | 0 | 0 |

G.A.B. Canvass Reporting System
County by County Report
2012 PARTISAN PRIMARY

ASSEMBLY - DISTRICT 39 - AMERICANS ELECT

| County | Total Votes Cast | |
|-----------------------|------------------|------------|
| | | SCATTERING |
| DODGE | 0 | 0 |
| WASHINGTON | 0 | 0 |
| Office Totals: | 0 | 0 |

G.A.B. Canvass Reporting System
 County by County Report
 2012 PARTISAN PRIMARY

ASSEMBLY - DISTRICT 40 - AMERICANS ELECT

| County | Total Votes Cast | SCATTERING |
|-----------------------|------------------|------------|
| OUTAGAMIE | 0 | 0 |
| SHAWANO | 0 | 0 |
| WAUPACA | 1 | 1 |
| WAUSHARA | 0 | 0 |
| Office Totals: | 1 | 1 |

**G.A.B. Canvass Reporting System
County by County Report
2012 PARTISAN PRIMARY**

ASSEMBLY - DISTRICT 41 - AMERICANS ELECT

| County | Total Votes Cast | SCATTERING |
|-----------------------|------------------|------------|
| ADAMS | 1 | 1 |
| COLUMBIA | 0 | 0 |
| FOND DU LAC | 0 | 0 |
| GREEN LAKE | 0 | 0 |
| JUNEAU | 0 | 0 |
| MARQUETTE | 0 | 0 |
| SAUK | 0 | 0 |
| WAUSHARA | 0 | 0 |
| Office Totals: | 1 | 1 |

G.A.B. Canvass Reporting System
County by County Report
2012 PARTISAN PRIMARY

ASSEMBLY - DISTRICT 42 - AMERICANS ELECT

| County | Total Votes Cast | SCATTERING | |
|-----------------------|------------------|------------|----------|
| | | | |
| COLUMBIA | 0 | 0 | 0 |
| DANE | 0 | 0 | 0 |
| DODGE | 0 | 0 | 0 |
| FOND DU LAC | 0 | 0 | 0 |
| GREEN LAKE | 0 | 0 | 0 |
| MARQUETTE | 0 | 0 | 0 |
| Office Totals: | 0 | 0 | 0 |

G.A.B. Canvass Reporting System
County by County Report
2012 PARTISAN PRIMARY


ASSEMBLY - DISTRICT 43 - AMERICANS ELECT

| County | Total Votes Cast | SCATTERING | |
|-----------------------|------------------|------------|----------|
| | | | |
| DANE | 0 | 0 | 0 |
| JEFFERSON | 0 | 0 | 0 |
| ROCK | 0 | 0 | 0 |
| WALWORTH | 0 | 0 | 0 |
| Office Totals: | 0 | 0 | 0 |

G.A.B. Canvass Reporting System
County by County Report
2012 PARTISAN PRIMARY

ASSEMBLY - DISTRICT 44 - AMERICANS ELECT

| County | Total Votes Cast | |
|----------------|------------------|---|
| | | |
| ROCK | 0 | 0 |
| Office Totals: | 0 | 0 |



G.A.B. Canvass Reporting System
 County by County Report
 2012 PARTISAN PRIMARY

ASSEMBLY - DISTRICT 45 - AMERICANS ELECT

| County | Total Votes Cast | SCATTERING | |
|-----------------------|------------------|------------|--|
| GREEN | 0 | 0 | |
| ROCK | 1 | 1 | |
| Office Totals: | 1 | 1 | |

**G.A.B. Canvass Reporting System
 County by County Report
 2012 PARTISAN PRIMARY**

ASSEMBLY - DISTRICT 46 - AMERICANS ELECT


| County | Total Votes Cast | |
|-----------------------|------------------|----------|
| DANE | 0 | 0 |
| Office Totals: | 0 | 0 |

SCATTERING

G.A.B. Canvass Reporting System
County by County Report
2012 PARTISAN PRIMARY

ASSEMBLY - DISTRICT 47 - AMERICANS ELECT

| County | Total Votes Cast | |
|----------------|------------------|---|
| | | |
| DANE | 0 | 0 |
| Office Totals: | 0 | 0 |



**G.A.B. Canvass Reporting System
 County by County Report
 2012 PARTISAN PRIMARY**

ASSEMBLY - DISTRICT 48 - AMERICANS ELECT

| County | Total Votes Cast | SCATTERING | |
|-----------------------|------------------|------------|----------|
| DANE | 1 | 1 | 1 |
| Office Totals: | 1 | 1 | 1 |

G.A.B. Canvass Reporting System
 County by County Report
 2012 PARTISAN PRIMARY

ASSEMBLY - DISTRICT 49 - AMERICANS ELECT

| County | Total Votes Cast | SCATTERING |
|-----------------------|------------------|------------|
| GRANT | 1 | 1 |
| IOWA | 0 | 0 |
| LAFAYETTE | 0 | 0 |
| RICHLAND | 0 | 0 |
| Office Totals: | 1 | 1 |

G.A.B. Canvass Reporting System
 County by County Report
 2012 PARTISAN PRIMARY

ASSEMBLY - DISTRICT 50 - AMERICANS ELECT

| County | Total Votes Cast | SCATTERING |
|-----------------------|------------------|------------|
| JUNEAU | 0 | 0 |
| MONROE | 0 | 0 |
| RICHLAND | 0 | 0 |
| SAUK | 0 | 0 |
| VERNON | 0 | 0 |
| Office Totals: | 0 | 0 |

G.A.B. Canvass Reporting System
County by County Report
2012 PARTISAN PRIMARY


ASSEMBLY - DISTRICT 51 - AMERICANS ELECT

| County | Total Votes Cast | SCATTERING | |
|-----------------------|------------------|------------|----------|
| | | | |
| GREEN | 0 | 0 | 0 |
| IOWA | 0 | 0 | 0 |
| LAFAYETTE | 1 | 1 | 1 |
| RICHLAND | 0 | 0 | 0 |
| SAUK | 0 | 0 | 0 |
| Office Totals: | 1 | 1 | 1 |

G.A.B. Canvass Reporting System
County by County Report
2012 PARTISAN PRIMARY

ASSEMBLY - DISTRICT 52 - AMERICANS ELECT

| County | Total Votes Cast | |
|-----------------------|------------------|----------|
| | | |
| FOND DU LAC | 0 | 0 |
| Office Totals: | 0 | 0 |



**G.A.B. Canvass Reporting System
County by County Report
2012 PARTISAN PRIMARY**


ASSEMBLY - DISTRICT 53 - AMERICANS ELECT

| County | Total Votes Cast | SCATTERING |
|-----------------------|-------------------------|-------------------|
| DODGE | 0 | 0 |
| FOND DU LAC | 0 | 0 |
| WINNEBAGO | 0 | 0 |
| Office Totals: | 0 | 0 |

G.A.B. Canvass Reporting System
County by County Report
2012 PARTISAN PRIMARY

ASSEMBLY - DISTRICT 54 - AMERICANS ELECT

| County | Total Votes Cast | |
|----------------|------------------|---|
| | | |
| WINNEBAGO | 0 | 0 |
| Office Totals: | 0 | 0 |



**G.A.B. Canvass Reporting System
 County by County Report
 2012 PARTISAN PRIMARY**

ASSEMBLY - DISTRICT 55 - AMERICANS ELECT

| County | Total Votes Cast | SCATTERING |
|-----------------------|------------------|------------|
| OUTAGAMIE | 0 | 0 |
| WINNEBAGO | 0 | 0 |
| Office Totals: | 0 | 0 |

**G.A.B. Canvass Reporting System
County by County Report
2012 PARTISAN PRIMARY**

ASSEMBLY - DISTRICT 56 - AMERICANS ELECT

| County | Total Votes Cast | SCATTERING |
|-----------------------|------------------|------------|
| OUTAGAMIE | 0 | 0 |
| WINNEBAGO | 1 | 1 |
| Office Totals: | 1 | 1 |

G.A.B. Canvass Reporting System
County by County Report
2012 PARTISAN PRIMARY


ASSEMBLY - DISTRICT 57 - AMERICANS ELECT

| County | Total Votes Cast | SCATTERING | |
|-----------------------|------------------|------------|----------|
| | | | |
| OUTAGAMIE | 0 | 0 | 0 |
| WINNEBAGO | 0 | 0 | 0 |
| Office Totals: | 0 | 0 | 0 |

G.A.B. Canvass Reporting System
County by County Report
2012 PARTISAN PRIMARY

ASSEMBLY - DISTRICT 58 - AMERICANS ELECT

| County | Total Votes Cast | |
|-----------------------|------------------|----------|
| | | |
| WASHINGTON | 0 | 0 |
| Office Totals: | 0 | 0 |



G.A.B. Canvass Reporting System
County by County Report
2012 PARTISAN PRIMARY

ASSEMBLY - DISTRICT 59 - AMERICANS ELECT

| County | Total Votes Cast | SCATTERING | |
|-----------------------|------------------|------------|----------|
| | | | |
| CALUMET | 0 | 0 | 0 |
| FOND DU LAC | 0 | 0 | 0 |
| SHEBOYGAN | 0 | 0 | 0 |
| WASHINGTON | 0 | 0 | 0 |
| Office Totals: | 0 | 0 | 0 |

G.A.B. Canvass Reporting System
County by County Report
2012 PARTISAN PRIMARY


ASSEMBLY - DISTRICT 60 - AMERICANS ELECT

| County | Total Votes Cast | SCATTERING | |
|-----------------------|------------------|------------|----------|
| | | | |
| OZAUKEE | 0 | 0 | 0 |
| WASHINGTON | 0 | 0 | 0 |
| Office Totals: | 0 | 0 | 0 |

G.A.B. Canvass Reporting System
County by County Report
2012 PARTISAN PRIMARY

ASSEMBLY - DISTRICT 61 - AMERICANS ELECT

| County | Total Votes Cast | |
|----------------|------------------|---|
| | | |
| KENOSHA | 0 | 0 |
| Office Totals: | 0 | 0 |



**G.A.B. Canvass Reporting System
 County by County Report
 2012 PARTISAN PRIMARY**

ASSEMBLY - DISTRICT 62 - AMERICANS ELECT

| County | Total Votes Cast | |
|-----------------------|------------------|----------|
| RACINE | 1 | 1 |
| Office Totals: | 1 | 1 |

SCATTERING

G.A.B. Canvass Reporting System
County by County Report
2012 PARTISAN PRIMARY

ASSEMBLY - DISTRICT 63 - AMERICANS ELECT

| County | Total Votes Cast | |
|-----------------------|------------------|------------|
| | | SCATTERING |
| RACINE | 1 | 1 |
| WALWORTH | 0 | 0 |
| Office Totals: | 1 | 1 |

G.A.B. Canvass Reporting System
County by County Report
2012 PARTISAN PRIMARY

ASSEMBLY - DISTRICT 64 - AMERICANS ELECT

| County | Total Votes Cast | SCATTERING | |
|-----------------------|------------------|------------|----------|
| | | | |
| KENOSHA | 0 | 0 | 0 |
| RACINE | 0 | 0 | 0 |
| Office Totals: | 0 | 0 | 0 |

**G.A.B. Canvass Reporting System
 County by County Report
 2012 PARTISAN PRIMARY**


ASSEMBLY - DISTRICT 65 - AMERICANS ELECT

| County | Total Votes Cast | SCATTERING |
|-----------------------|------------------|------------|
| KENOSHA | 2 | 2 |
| Office Totals: | 2 | 2 |

G.A.B. Canvass Reporting System
County by County Report
2012 PARTISAN PRIMARY

ASSEMBLY - DISTRICT 66 - AMERICANS ELECT

| County | Total Votes Cast | |
|-----------------------|------------------|----------|
| | | |
| RACINE | 0 | 0 |
| Office Totals: | 0 | 0 |



G.A.B. Canvass Reporting System
County by County Report
2012 PARTISAN PRIMARY

ASSEMBLY - DISTRICT 67 - AMERICANS ELECT

| County | Total Votes Cast | SCATTERING | |
|-----------------------|------------------|------------|----------|
| | | | |
| BARRON | 0 | 0 | 0 |
| CHIPPEWA | 0 | 0 | 0 |
| DUNN | 0 | 0 | 0 |
| Office Totals: | 0 | 0 | 0 |

G.A.B. Canvass Reporting System
 County by County Report
 2012 PARTISAN PRIMARY

ASSEMBLY - DISTRICT 68 - AMERICANS ELECT

| County | Total Votes Cast | SCATTERING |
|-----------------------|------------------|------------|
| CHIPPEWA | 0 | 0 |
| CLARK | 0 | 0 |
| EAU CLAIRE | 0 | 0 |
| JACKSON | 0 | 0 |
| TREMPEALEAU | 0 | 0 |
| Office Totals: | 0 | 0 |

G.A.B. Canvass Reporting System
County by County Report
2012 PARTISAN PRIMARY

ASSEMBLY - DISTRICT 69 - AMERICANS ELECT

| County | Total Votes Cast | SCATTERING | |
|-----------------------|------------------|------------|----------|
| | | | |
| CLARK | 0 | 0 | 0 |
| MARATHON | 0 | 0 | 0 |
| WOOD | 0 | 0 | 0 |
| Office Totals: | 0 | 0 | 0 |

G.A.B. Canvass Reporting System
County by County Report
2012 PARTISAN PRIMARY


ASSEMBLY - DISTRICT 70 - AMERICANS ELECT

| County | Total Votes Cast | SCATTERING | |
|-----------------------|------------------|------------|----------|
| | | | |
| JACKSON | 0 | 0 | 0 |
| MONROE | 4 | 4 | 4 |
| PORTAGE | 0 | 0 | 0 |
| WOOD | 0 | 0 | 0 |
| Office Totals: | 4 | 4 | 4 |

G.A.B. Canvass Reporting System
County by County Report
2012 PARTISAN PRIMARY

ASSEMBLY - DISTRICT 71 - AMERICANS ELECT

| County | Total Votes Cast | |
|----------------|------------------|---|
| | | |
| PORTAGE | 0 | 0 |
| Office Totals: | 0 | 0 |



G.A.B. Canvass Reporting System
 County by County Report
 2012 PARTISAN PRIMARY

ASSEMBLY - DISTRICT 72 - AMERICANS ELECT

| County | Total Votes Cast | SCATTERING |
|-----------------------|------------------|------------|
| ADAMS | 1 | 1 |
| PORTAGE | 0 | 0 |
| WAUSHARA | 0 | 0 |
| WOOD | 0 | 0 |
| Office Totals: | 1 | 1 |

G.A.B. Canvass Reporting System
County by County Report
2012 PARTISAN PRIMARY

ASSEMBLY - DISTRICT 73 - AMERICANS ELECT

| County | Total Votes Cast | SCATTERING | |
|-----------------------|------------------|------------|----------|
| | | | |
| BURNETT | 0 | 0 | 0 |
| DOUGLAS | 0 | 0 | 0 |
| WASHBURN | 0 | 0 | 0 |
| Office Totals: | 0 | 0 | 0 |

**G.A.B. Canvass Reporting System
County by County Report
2012 PARTISAN PRIMARY**

ASSEMBLY - DISTRICT 74 - AMERICANS ELECT

| County | Total Votes Cast | SCATTERING |
|-----------------------|-------------------------|-------------------|
| ASHLAND | 1 | 1 |
| BAYFIELD | 0 | 0 |
| DOUGLAS | 0 | 0 |
| IRON | 2 | 2 |
| PRICE | 0 | 0 |
| SAWYER | 0 | 0 |
| VILAS | 0 | 0 |
| Office Totals: | 3 | 3 |

G.A.B. Canvass Reporting System
 County by County Report
 2012 PARTISAN PRIMARY

ASSEMBLY - DISTRICT 75 - AMERICANS ELECT

| County | Total Votes Cast | SCATTERING |
|-----------------------|------------------|------------|
| BARRON | 1 | 1 |
| BURNETT | 0 | 0 |
| DUNN | 0 | 0 |
| POLK | 0 | 0 |
| ST. CROIX | 0 | 0 |
| WASHBURN | 0 | 0 |
| Office Totals: | 1 | 1 |

**G.A.B. Canvass Reporting System
 County by County Report
 2012 PARTISAN PRIMARY**

ASSEMBLY - DISTRICT 76 - AMERICANS ELECT


| County | Total Votes Cast | |
|-----------------------|------------------|----------|
| DANE | 1 | 1 |
| Office Totals: | 1 | 1 |

SCATTERING

G.A.B. Canvass Reporting System
County by County Report
2012 PARTISAN PRIMARY

ASSEMBLY - DISTRICT 77 - AMERICANS ELECT


| County | Total Votes Cast | |
|----------------|------------------|---|
| | | |
| DANE | 0 | 0 |
| Office Totals: | 0 | 0 |



G.A.B. Canvass Reporting System
County by County Report
2012 PARTISAN PRIMARY

ASSEMBLY - DISTRICT 78 - AMERICANS ELECT


| County | Total Votes Cast | |
|----------------|------------------|---|
| | | |
| DANE | 0 | 0 |
| Office Totals: | 0 | 0 |



G.A.B. Canvass Reporting System
County by County Report
2012 PARTISAN PRIMARY

ASSEMBLY - DISTRICT 79 - AMERICANS ELECT

| County | Total Votes Cast | |
|----------------|------------------|---|
| | | |
| DANE | 0 | 0 |
| Office Totals: | 0 | 0 |



**G.A.B. Canvass Reporting System
County by County Report
2012 PARTISAN PRIMARY**

ASSEMBLY - DISTRICT 80 - AMERICANS ELECT

| County | Total Votes Cast | SCATTERING |
|-----------------------|------------------|------------|
| DANE | 0 | 0 |
| GREEN | 0 | 0 |
| IOWA | 0 | 0 |
| Office Totals: | 0 | 0 |

G.A.B. Canvass Reporting System
County by County Report
2012 PARTISAN PRIMARY


ASSEMBLY - DISTRICT 81 - AMERICANS ELECT

| County | Total Votes Cast | SCATTERING | |
|-----------------------|------------------|------------|----------|
| | | | |
| COLUMBIA | 0 | 0 | 0 |
| DANE | 0 | 0 | 0 |
| IOWA | 0 | 0 | 0 |
| SAUK | 0 | 0 | 0 |
| Office Totals: | 0 | 0 | 0 |

G.A.B. Canvass Reporting System
County by County Report
2012 PARTISAN PRIMARY

ASSEMBLY - DISTRICT 82 - AMERICANS ELECT

| County | Total Votes Cast | |
|-----------------------|------------------|----------|
| | | |
| MILWAUKEE | 0 | 0 |
| Office Totals: | 0 | 0 |



G.A.B. Canvass Reporting System
County by County Report
2012 PARTISAN PRIMARY

ASSEMBLY - DISTRICT 83 - AMERICANS ELECT

| County | Total Votes Cast | SCATTERING | |
|-----------------------|------------------|------------|----------|
| | | | |
| MILWAUKEE | 0 | 0 | 0 |
| RACINE | 0 | 0 | 0 |
| WALWORTH | 0 | 0 | 0 |
| WAUKESHA | 0 | 0 | 0 |
| Office Totals: | 0 | 0 | 0 |

G.A.B. Canvass Reporting System
County by County Report
2012 PARTISAN PRIMARY


ASSEMBLY - DISTRICT 84 - AMERICANS ELECT

| County | Total Votes Cast | SCATTERING | |
|-----------------------|------------------|------------|----------|
| | | | |
| MILWAUKEE | 0 | 0 | 0 |
| WAUKESHA | 0 | 0 | 0 |
| Office Totals: | 0 | 0 | 0 |

G.A.B. Canvass Reporting System
County by County Report
2012 PARTISAN PRIMARY

ASSEMBLY - DISTRICT 85 - AMERICANS ELECT

| County | Total Votes Cast | |
|----------------|------------------|---|
| | | |
| MARATHON | 0 | 0 |
| Office Totals: | 0 | 0 |



G.A.B. Canvass Reporting System
County by County Report
2012 PARTISAN PRIMARY

ASSEMBLY - DISTRICT 86 - AMERICANS ELECT

| County | Total Votes Cast | SCATTERING | |
|-----------------------|------------------|------------|--|
| | | | |
| MARATHON | 1 | 1 | |
| WOOD | 0 | 0 | |
| Office Totals: | 1 | 1 | |

G.A.B. Canvass Reporting System
County by County Report
2012 PARTISAN PRIMARY


ASSEMBLY - DISTRICT 87 - AMERICANS ELECT

| County | Total Votes Cast | SCATTERING | |
|-----------------------|------------------|------------|----------|
| | | | |
| CLARK | 0 | 0 | 0 |
| MARATHON | 0 | 0 | 0 |
| RUSK | 0 | 0 | 0 |
| SAWYER | 0 | 0 | 0 |
| TAYLOR | 0 | 0 | 0 |
| Office Totals: | 0 | 0 | 0 |

G.A.B. Canvass Reporting System
County by County Report
2012 PARTISAN PRIMARY

ASSEMBLY - DISTRICT 88 - AMERICANS ELECT

| County | Total Votes Cast | |
|----------------|------------------|---|
| | | |
| BROWN | 0 | 0 |
| Office Totals: | 0 | 0 |



G.A.B. Canvass Reporting System
County by County Report
2012 PARTISAN PRIMARY

ASSEMBLY - DISTRICT 89 - AMERICANS ELECT

| County | Total Votes Cast | SCATTERING | |
|-----------------------|------------------|------------|----------|
| | | | |
| BROWN | 0 | 0 | 0 |
| MARINETTE | 0 | 0 | 0 |
| OCONTO | 0 | 0 | 0 |
| Office Totals: | 0 | 0 | 0 |

**G.A.B. Canvass Reporting System
 County by County Report
 2012 PARTISAN PRIMARY**

ASSEMBLY - DISTRICT 90 - AMERICANS ELECT

| County | Total Votes Cast | SCATTERING | |
|-----------------------|------------------|------------|----------|
| BROWN | 2 | 2 | 2 |
| Office Totals: | 2 | 2 | 2 |

**G.A.B. Canvass Reporting System
 County by County Report
 2012 PARTISAN PRIMARY**

ASSEMBLY - DISTRICT 91 - AMERICANS ELECT

| County | Total Votes Cast | SCATTERING | |
|-----------------------|------------------|------------|--|
| CHIPPEWA | 0 | 0 | |
| EAU CLAIRE | 4 | 4 | |
| Office Totals: | 4 | 4 | |

G.A.B. Canvass Reporting System
County by County Report
2012 PARTISAN PRIMARY

ASSEMBLY - DISTRICT 92 - AMERICANS ELECT

| County | Total Votes Cast | SCATTERING | |
|-----------------------|------------------|------------|----------|
| | | | |
| BUFFALO | 0 | 0 | 0 |
| JACKSON | 0 | 0 | 0 |
| TREMPEALEAU | 0 | 0 | 0 |
| Office Totals: | 0 | 0 | 0 |

G.A.B. Canvass Reporting System
 County by County Report
 2012 PARTISAN PRIMARY

ASSEMBLY - DISTRICT 93 - AMERICANS ELECT

| County | Total Votes Cast | SCATTERING |
|-----------------------|------------------|------------|
| BUFFALO | 0 | 0 |
| DUNN | 0 | 0 |
| EAU CLAIRE | 0 | 0 |
| PEPIN | 0 | 0 |
| PIERCE | 0 | 0 |
| ST. CROIX | 0 | 0 |
| Office Totals: | 0 | 0 |

**G.A.B. Canvass Reporting System
 County by County Report
 2012 PARTISAN PRIMARY**

ASSEMBLY - DISTRICT 94 - AMERICANS ELECT


| County | Total Votes Cast | |
|-----------------------|------------------|----------|
| LA CROSSE | 1 | 1 |
| Office Totals: | 1 | 1 |

SCATTERING

G.A.B. Canvass Reporting System
County by County Report
2012 PARTISAN PRIMARY

ASSEMBLY - DISTRICT 95 - AMERICANS ELECT

| County | Total Votes Cast | |
|----------------|------------------|---|
| | | |
| LA CROSSE | 0 | 0 |
| Office Totals: | 0 | 0 |



**G.A.B. Canvass Reporting System
 County by County Report
 2012 PARTISAN PRIMARY**


ASSEMBLY - DISTRICT 96 - AMERICANS ELECT

| County | Total Votes Cast | SCATTERING |
|-----------------------|-------------------------|-------------------|
| CRAWFORD | 0 | 0 |
| MONROE | 0 | 0 |
| VERNON | 1 | 1 |
| Office Totals: | 1 | 1 |

G.A.B. Canvass Reporting System
County by County Report
2012 PARTISAN PRIMARY

ASSEMBLY - DISTRICT 97 - AMERICANS ELECT


| County | Total Votes Cast | |
|----------------|------------------|---|
| | | |
| WAUKESHA | 0 | 0 |
| Office Totals: | 0 | 0 |



G.A.B. Canvass Reporting System
County by County Report
2012 PARTISAN PRIMARY

ASSEMBLY - DISTRICT 98 - AMERICANS ELECT

| County | Total Votes Cast | |
|----------------|------------------|---|
| | | |
| WAUKESHA | 0 | 0 |
| Office Totals: | 0 | 0 |



G.A.B. Canvass Reporting System
County by County Report
2012 PARTISAN PRIMARY

ASSEMBLY - DISTRICT 99 - AMERICANS ELECT

| County | Total Votes Cast | |
|----------------|------------------|---|
| | | |
| WAUKESHA | 0 | 0 |
| Office Totals: | 0 | 0 |

