

**Wisconsin State Elections Board
Canvass - Reporting Unit Detail
Fall Republican Primary Election - 09/09/2008**

State Assembly, District No. 1

	REP	REP
Garey Bies		
		Scattering

Brown County

Green Bay Town Wards 1 & 2	28	0
Humboldt Town Wards 1 & 2	17	0
Scott Town Wards 1 - 4	47	0
Green Bay City Ward 50	4	0

County Totals : 96 96 0

Door County

Baileys Harbor Town Wards 1 & 2	19	0
Brussels Town Wards 1 & 2	15	0
Claybanks Town	12	0
Egg Harbor Town Wards 1 - 3	20	0
Forestville Town Wards 1 & 2	18	0
Gardner Town	12	0
Gibraltar Town Wards 1 & 2	29	0
Jacksonport Town	34	0
Liberty Grove Town Wards 1 - 3	46	0
Nasewaupsee Town Wards 1 - 3	31	0
Sevastopol Town Wards 1 - 3	46	0
Sturgeon Bay Town Wards 1 & 2	16	1
Union Town	23	0
Washington Town	45	0
Egg Harbor Village	14	0
Ephraim Village	10	0
Forestville Village	13	0
Sister Bay Village	52	0

**Wisconsin State Elections Board
Canvass - Reporting Unit Detail
Fall Republican Primary Election - 09/09/2008**

State Assembly, District No. 1

	REP	REP
Garey Bies		
		Scattering

Door County

Sturgeon Bay City Wards 1 & 2	21	0
Sturgeon Bay City Wards 3 & 4	24	0
Sturgeon Bay City Wards 5 & 6	17	0
Sturgeon Bay City Wards 7 & 8	10	0
Sturgeon Bay City Wards 9 & 10	17	0
Sturgeon Bay City Wards 11 & 12	21	2
Sturgeon Bay City Wards 13 & 14	16	0
Sturgeon Bay City Wards 15 - 17	10	0
Sturgeon Bay City Wards 18, 19 & 25	1	0
Sturgeon Bay City Wards 20, 21 & 24	1	0
Sturgeon Bay City Wards 22 & 23	0	0
Sturgeon Bay City Ward 26	0	0

County Totals : 596 593 3

Kewaunee County

Ahnapee Town	13	0
Carlton Town Wards 1 & 2	19	0
Casco Town Wards 1 & 2	15	0
Lincoln Town	4	0
Luxemburg Town Wards 1 & 2	19	0
Montpelier Town Wards 1 - 3	14	0
Pierce Town Wards 1 & 2	10	0
Red River Town Wards 1 - 3	8	0
West Kewaunee Town Wards 1 - 3	13	0
Casco Village	6	0

**Wisconsin State Elections Board
 Canvass - Reporting Unit Detail
 Fall Republican Primary Election - 09/09/2008**

State Assembly, District No. 1

	REP	REP
Garey Bies		Scattering

Kewaunee County

Luxemburg Village Wards 1 & 2	24	0
Algoma City Wards 1 - 7	29	0
Kewaunee City Wards 1 - 5	36	0

County Totals : **210** **210** **0**

Office Totals : **902** **899** **3**

**Wisconsin State Elections Board
Canvass - Reporting Unit Detail
Fall Republican Primary Election - 09/09/2008**

State Assembly, District No. 14

	REP	REP
Leah Vukmir		Scattering

Milwaukee County

Milwaukee City Ward 286	19	1
Milwaukee City Ward 287	19	0
Wauwatosa City Ward 5	176	0
Wauwatosa City Ward 6	77	0
Wauwatosa City Ward 8	90	0
Wauwatosa City Ward 9	131	4
Wauwatosa City Ward 16	137	6
Wauwatosa City Ward 17	177	3
Wauwatosa City Ward 18	106	3
Wauwatosa City Ward 19	105	0
Wauwatosa City Ward 20	162	2
Wauwatosa City Ward 21	40	1
Wauwatosa City Ward 22	127	3
West Allis City Ward 16	43	0
West Allis City Ward 17	62	1
West Allis City Ward 18	62	2
West Allis City Ward 28	52	0
West Allis City Ward 30	100	0
West Allis City Ward 32	27	0
West Allis City Ward 34	0	0

County Totals : **1,738 1,712 26**

Waukesha County

Elm Grove Village Wards 1 - 4	334	2
Elm Grove Village Wards 5 - 8	375	4

**Wisconsin State Elections Board
 Canvass - Reporting Unit Detail
 Fall Republican Primary Election - 09/09/2008**

State Assembly, District No. 14

	REP	REP
Leah Vukmir		Scattering

Waukesha County

Brookfield City Ward 1	182	0
Brookfield City Ward 2	187	0
Brookfield City Ward 3	165	2
Brookfield City Ward 7	107	0
Brookfield City Ward 9	156	0
Brookfield City Ward 15	108	0
Brookfield City Ward 23	99	0
Brookfield City Ward 24	146	0

County Totals : **1,867** **1,859** **8**

Office Totals : **3,605** **3,571** **34**

Wisconsin State Elections Board
Canvass - Reporting Unit Detail
Fall Republican Primary Election - 09/09/2008

State Assembly, District No. 15

REP	REP
David Nickel	Scattering

Milwaukee County

Milwaukee City Ward 191	11	1
Milwaukee City Ward 192	27	0
West Allis City Ward 1	9	0
West Allis City Ward 2	17	0
West Allis City Ward 3	7	1
West Allis City Ward 4	10	0
West Allis City Ward 5	9	0
West Allis City Ward 6	9	0
West Allis City Ward 7	16	0
West Allis City Ward 8	13	0
West Allis City Ward 9	20	1
West Allis City Ward 10	16	0
West Allis City Ward 11	15	1
West Allis City Ward 12	12	0
West Allis City Ward 13	34	1
West Allis City Ward 14	20	0
West Allis City Ward 15	35	0
West Allis City Ward 19	26	0
West Allis City Ward 20	20	1
West Allis City Ward 21	35	0
West Allis City Ward 22	32	0
West Allis City Ward 23	36	0
West Allis City Ward 24	30	0
West Allis City Ward 25	115	1
West Allis City Ward 26	48	0
West Allis City Ward 27	16	0
West Allis City Ward 29	31	0
West Allis City Ward 31	36	0

**Wisconsin State Elections Board
 Canvass - Reporting Unit Detail
 Fall Republican Primary Election - 09/09/2008**

State Assembly, District No. 15

	REP	REP
David Nickel		Scattering

Milwaukee County

West Allis City Ward 33	38	1
West Allis City Ward 35	8	0

County Totals :	759	751	8
Office Totals :	759	751	8

**Wisconsin State Elections Board
 Canvass - Reporting Unit Detail
 Fall Republican Primary Election - 09/09/2008**

State Assembly, District No. 2

	REP	REP
Frank Lasee		Scattering

Brown County

Eaton Town Wards 1 & 2	14	0
Glenmore Town Wards 1 & 2	15	0
Ledgeview Town Wards 1 - 4	81	0
New Denmark Town Wards 1 - 3	12	0
Rockland Town Wards 1 & 2	29	0
Wrightstown Town Wards 1 - 3	28	0
Bellevue Village Wards 1 - 6	67	1
Bellevue Village Wards 7 - 10	69	1
Denmark Village Wards 1 - 3	27	0
Wrightstown Village Wards 1 & 2	15	0
De Pere City Wards 15 - 17	0	0

County Totals : **359** **357** **2**

Kewaunee County

Franklin Town	11	0
---------------	----	---

County Totals : **11** **11** **0**

Office Totals : **370** **368** **2**

**Wisconsin State Elections Board
Canvass - Reporting Unit Detail
Fall Republican Primary Election - 09/09/2008**

State Assembly, District No. 21

	REP	REP
Mark Honadel		
Scattering		

Milwaukee County

Milwaukee City Ward 229	16	1
Milwaukee City Ward 232	39	0
Oak Creek City Wards 1 - 3	88	0
Oak Creek City Wards 4 - 6	72	0
Oak Creek City Wards 7 - 9	98	0
Oak Creek City Wards 10 - 12	106	0
Oak Creek City Wards 13 - 15	118	0
Oak Creek City Wards 16 - 18	73	0
South Milwaukee City Wards 1 & 2	85	1
South Milwaukee City Wards 3 & 4	55	0
South Milwaukee City Wards 5 & 6	40	0
South Milwaukee City Wards 7 & 8	48	0
South Milwaukee City Wards 9 & 10	62	0
South Milwaukee City Wards 11 & 12	64	0
South Milwaukee City Wards 13 & 14	67	0
South Milwaukee City Wards 15 & 16	53	0

County Totals : **1,086** **1,084** **2**

Office Totals : **1,086** **1,084** **2**

**Wisconsin State Elections Board
Canvass - Reporting Unit Detail
Fall Republican Primary Election - 09/09/2008**

State Assembly, District No. 22

REP	REP
Yash P. Wadhwa	Scattering

Milwaukee County

Fox Point Village Wards 1 - 4	154	0
Fox Point Village Wards 5 - 9	157	0
River Hills Village Ward 1	12	0
River Hills Village Wards 2 & 3	82	0
Shorewood Village Wards 1 - 4	99	3
Shorewood Village Wards 5 - 8	71	2
Shorewood Village Wards 9 - 12	83	2
Whitefish Bay Village Wards 1 & 2	102	1
Whitefish Bay Village Wards 3 & 4	83	2
Whitefish Bay Village Wards 5 & 6	96	0
Whitefish Bay Village Wards 7 & 8	96	3
Whitefish Bay Village Ward 9	46	0
Whitefish Bay Village Ward 10	63	0
Whitefish Bay Village Wards 11 & 12	100	2
Glendale City Wards 2 & 8	82	0
Glendale City Wards 3 & 9	110	1
Glendale City Wards 4 & 10	82	0
Glendale City Wards 5 & 11	80	0
Glendale City Ward 7	27	0
Milwaukee City Ward 38	16	0
Milwaukee City Ward 40	8	0
Milwaukee City Ward 147	13	0
Milwaukee City Ward 150	2	0

County Totals : **1,680** **1,664** **16**

Office Totals : **1,680** **1,664** **16**

**Wisconsin State Elections Board
Canvass - Reporting Unit Detail
Fall Republican Primary Election - 09/09/2008**

State Assembly, District No. 23

	REP	REP
Jim Ott		Scattering

Milwaukee County

Bayside Village Wards 1 & 4	63	0
Bayside Village Wards 2 & 5	94	4
Bayside Village Wards 3 & 7	103	2
Brown Deer Village Wards 1 - 3	216	1
Brown Deer Village Wards 4, 5 & 7	205	1
Brown Deer Village Wards 6, 8 & 9	167	0
Milwaukee City Ward 258	13	0
Milwaukee City Ward 259	124	2
Milwaukee City Ward 260	2	0
Milwaukee City Ward 261	42	0
Milwaukee City Ward 263	9	0
Milwaukee City Ward 265	17	0

County Totals : 1,065 1,055 10

Ozaukee County

Bayside Village Ward 6	7	2
Thiensville Village Wards 1 & 2	228	1
Thiensville Village Wards 3 & 4	141	0
Mequon City Wards 1, 6 & 20	357	3
Mequon City Wards 3 - 5	329	0
Mequon City Ward 7	172	0
Mequon City Wards 8, 9, 18 & 21	409	0
Mequon City Wards 10 & 11	277	1
Mequon City Wards 12 & 13	351	1
Mequon City Wards 14 & 15	554	0

**Wisconsin State Elections Board
 Canvass - Reporting Unit Detail
 Fall Republican Primary Election - 09/09/2008**

State Assembly, District No. 23

	REP	REP
Jim Ott		Scattering

Ozaukee County

Mequon City Wards 16, 17 & 19	268	2
-------------------------------	-----	---

County Totals : **3,103 3,093 10**

Washington County

Milwaukee City Ward 262	0	0
-------------------------	---	---

County Totals : **0 0 0**

Office Totals : **4,168 4,148 20**

Wisconsin State Elections Board
Canvass - Reporting Unit Detail
Fall Republican Primary Election - 09/09/2008

State Assembly, District No. 24

REP	REP	REP	REP	REP
Michael Moscicke	Randall Ryan Melchert	Jason LaSage	Dan Knodl	Scattering

Washington County

Germantown Town	3	8	3	22	0
Germantown Village Wards 1, 7, 15 - 17	15	146	265	359	0
Germantown Village Wards 2, 4 - 6	11	74	152	154	0
Germantown Village Wards 3, 8 - 10 & 18	17	137	212	176	1
Germantown Village Wards 11 - 14	13	124	278	208	1
Richfield Village Wards 6, 12 & 13	3	73	63	130	0
Richfield Village Wards 7 & 11	5	56	57	58	0
Richfield Village Ward 8	4	36	31	67	2

County Totals : 2,964 71 654 1,061 1,174 4

Waukesha County

Butler Village Wards 1 - 3	8	94	51	21	0
Menomonee Falls Village Wards 1 & 2	8	116	70	169	0
Menomonee Falls Village Wards 3, 9 & 10	23	127	183	179	0
Menomonee Falls Village Wards 4, 8 & 11	14	106	105	118	0
Menomonee Falls Village Wards 5, 6 & 13	15	104	83	117	0
Menomonee Falls Village Wards 7 & 12	16	87	106	157	0
Menomonee Falls Village Wards 14, 15 & 21	16	218	170	245	1
Menomonee Falls Village Wards 16 & 17	8	97	123	143	0
Menomonee Falls Village Ward 19	10	53	60	53	0
Menomonee Falls Village Wards 20 & 22	14	169	172	198	0
Menomonee Falls Village Wards 23 & 29	9	108	87	86	1
Menomonee Falls Village Ward 28	3	62	41	46	0

County Totals : 4,270 144 1,341 1,251 1,532 2

Wisconsin State Elections Board
Canvass - Reporting Unit Detail
Fall Republican Primary Election - 09/09/2008

State Assembly, District No. 24

REP	REP	REP	REP	REP
Michael Moscicke	Randall Ryan Melchert	Jason LaSage	Dan Knodl	Scattering

Office Totals : 7,234 215 1,995 2,312 2,706 6

**Wisconsin State Elections Board
 Canvass - Reporting Unit Detail
 Fall Republican Primary Election - 09/09/2008**

State Assembly, District No. 25

REP
Scattering

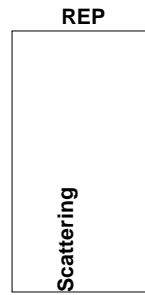
Manitowoc County

Cato Town Wards 1 & 2	0
Centerville Town	1
Eaton Town	0
Liberty Town Wards 1 & 2	0
Manitowoc Town Wards 1 - 3	2
Manitowoc Rapids Town Wards 1 - 5	1
Meeme Town Wards 1 & 2	0
Newton Town Wards 1 - 4	0
Rockland Town Wards 1 & 2	0
Cleveland Village Wards 1 & 2	0
Reedsville Village Wards 1 & 2	0
St Nazianz Village	0
Valders Village	0
Whitelaw Village	0
Manitowoc City Wards 1 & 2	2
Manitowoc City Wards 3, 4, 21 & 35	1
Manitowoc City Wards 5 & 6	3
Manitowoc City Wards 7 & 8	0
Manitowoc City Wards 9 & 10	4
Manitowoc City Wards 11 & 12	1
Manitowoc City Wards 13, 14, 23, 27 & 37	2
Manitowoc City Wards 15 & 16	0
Manitowoc City Wards 17, 18, 22, 24 - 26, 28 - 30, 32, 34 & 36	3
Manitowoc City Wards 19, 20, 31 & 33	1

County Totals : 21 21

**Wisconsin State Elections Board
Canvass - Reporting Unit Detail
Fall Republican Primary Election - 09/09/2008**

State Assembly, District No. 25



Office Totals : 21 21

**Wisconsin State Elections Board
Canvass - Reporting Unit Detail
Fall Republican Primary Election - 09/09/2008**

State Assembly, District No. 26

REP	REP	REP
Job Hou-Seye	Alex Pieper	Scattering

Sheboygan County

Sheboygan Town Ward 2	7	25	0
Kohler Village Wards 1 - 3	35	131	1
Sheboygan City Ward 1	44	60	0
Sheboygan City Ward 2	62	77	0
Sheboygan City Ward 3	45	41	0
Sheboygan City Ward 4	26	35	0
Sheboygan City Ward 5	8	12	0
Sheboygan City Ward 6	34	75	1
Sheboygan City Ward 7	21	32	0
Sheboygan City Ward 8	33	40	0
Sheboygan City Ward 9	41	54	0
Sheboygan City Ward 10	28	35	0
Sheboygan City Ward 11	22	30	0
Sheboygan City Ward 12	31	27	0
Sheboygan City Ward 13	49	45	0
Sheboygan City Ward 14	37	39	0
Sheboygan City Ward 15	28	36	0
Sheboygan City Ward 16	12	13	0
Sheboygan Falls City Ward 10	0	3	0

County Totals : 1,375 563 810 2

Office Totals : 1,375 563 810 2

**Wisconsin State Elections Board
 Canvass - Reporting Unit Detail
 Fall Republican Primary Election - 09/09/2008**

State Assembly, District No. 27

	REP	REP
Steve Kestell		
		Scattering

Calumet County

Brothertown Town Wards 1 & 2	9	0
Charlestown Town Wards 1 & 2	17	0
New Holstein Town Wards 1 & 2	14	0
New Holstein Town Ward 3	7	0
Kiel City Wards 7 & 8	4	0
New Holstein City Wards 1 - 7	39	0

County Totals : **90** **90** **0**

Fond du Lac County

Calumet Town Wards 1 & 2	77	0
Forest Town Wards 1 & 2	57	0
Marshfield Town Wards 1 & 2	80	0
Mount Calvary Village	41	0
St Cloud Village	36	0

County Totals : **291** **291** **0**

Manitowoc County

Schleswig Town Wards 1 - 3	15	0
Kiel City Wards 1 - 6	46	0

County Totals : **61** **61** **0**

Wisconsin State Elections Board
Canvass - Reporting Unit Detail
Fall Republican Primary Election - 09/09/2008

State Assembly, District No. 27

REP	REP
Steve Kestell	Scattering

Sheboygan County

Greenbush Town Wards 1 - 4	34	0
Herman Town Wards 1 - 3	34	0
Mosel Town	26	0
Plymouth Town Wards 1 - 4	79	0
Rhine Town Wards 1 - 3	39	0
Russell Town	24	0
Sheboygan Town Wards 1, 3 & 4	63	0
Sheboygan Town Wards 5 - 7	109	0
Sheboygan Falls Town Wards 1 & 2	28	0
Elkhart Lake Village Wards 1 - 3	42	0
Glenbeulah Village	3	0
Howards Grove Village Wards 1 - 3	50	0
Plymouth City Wards 1 - 3	24	1
Plymouth City Wards 4 & 5	44	0
Plymouth City Wards 6 - 8	44	0
Plymouth City Wards 9 & 10	31	0
Sheboygan City Ward 17	0	0
Sheboygan City Ward 20	2	0
Sheboygan City Ward 21	0	0
Sheboygan City Ward 22	0	0
Sheboygan City Ward 24	0	0
Sheboygan Falls City Wards 1, 2 & 9	58	0
Sheboygan Falls City Wards 3 & 4	43	0
Sheboygan Falls City Wards 5 - 8	33	0

County Totals : **811** **810** **1**

Office Totals : **1,253** **1,252** **1**

**Wisconsin State Elections Board
Canvass - Reporting Unit Detail
Fall Republican Primary Election - 09/09/2008**

State Assembly, District No. 28

	REP	REP
Kent Muschinske		Scattering

Burnett County

Anderson Town	15	0
Daniels Town	2	0
Dewey Town	11	0
Grantsburg Town Wards 1 - 3	23	0
La Follette Town Wards 1 & 2	12	2
Lincoln Town	15	0
Meenon Town Wards 1 - 3	13	0
Roosevelt Town	3	0
Siren Town Wards 1 - 3	6	0
Trade Lake Town Wards 1 & 2	25	0
West Marshland Town Wards 1 & 2	9	0
Wood River Town Wards 1 & 2	31	0
Grantsburg Village Wards 1 & 2	33	0
Siren Village Wards 1 & 2	9	0
Webster Village	11	0

County Totals : 220 218 2

Polk County

Alden Town Wards 1 - 3	33	0
Apple River Town Wards 1 & 2	23	0
Balsam Lake Town Wards 1 & 2	19	0
Black Brook Town Wards 1 & 2	16	0
Bone Lake Town	7	0
Clam Falls Town	6	0
Clayton Town	12	0

Wisconsin State Elections Board
Canvass - Reporting Unit Detail
Fall Republican Primary Election - 09/09/2008

State Assembly, District No. 28

REP	REP
Kent Muschinske	Scattering

Polk County

Clear Lake Town Wards 1 & 2	12	0
Eureka Town Wards 1 & 2	28	0
Farmington Town Wards 1 & 2	26	0
Garfield Town Wards 1 - 3	23	0
Georgetown Town Wards 1 & 2	18	0
Laketown Town	8	0
Lincoln Town Wards 1 - 4	34	0
Lorain Town	3	0
Luck Town Wards 1 & 2	13	0
Milltown Town Wards 1 & 2	12	0
Osceola Town Wards 1 - 4	52	0
St Croix Falls Town Wards 1 & 2	25	0
Sterling Town	20	0
West Sweden Town Wards 1 & 2	1	0
Balsam Lake Village	16	0
Centuria Village	9	0
Clayton Village	5	0
Clear Lake Village Wards 1 - 3	21	0
Dresser Village	24	0
Frederic Village Wards 1 & 2	14	1
Luck Village Wards 1 & 2	10	0
Milltown Village	10	0
Osceola Village Wards 1 - 4	43	1
Amery City Wards 1 - 5	42	0
St Croix Falls City Wards 1 - 3	25	0

County Totals : **612** **610** **2**

**Wisconsin State Elections Board
 Canvass - Reporting Unit Detail
 Fall Republican Primary Election - 09/09/2008**

State Assembly, District No. 28

	REP	REP
Kent Muschinske		Scattering

St. Croix County

Somerset Town Wards 1, 3 - 5	25	0
Somerset Village Wards 1 - 3	20	1

County Totals :	46	45	1
Office Totals :	878	873	5

**Wisconsin State Elections Board
Canvass - Reporting Unit Detail
Fall Republican Primary Election - 09/09/2008**

State Assembly, District No. 29

	REP	REP
John Murtha		Scattering

Dunn County

Lucas Town	8	0
Menomonie Town Wards 1 - 4	16	0
Stanton Town	5	0
Knapp Village	17	0
Menomonie City Wards 1 & 2	33	0
Menomonie City Wards 3 & 4	15	0
Menomonie City Wards 5 & 7	2	0
Menomonie City Ward 6	21	0
Menomonie City Wards 8 & 9	9	0
Menomonie City Wards 10 & 11	34	0

County Totals : 160 160 0

Pierce County

Gilman Town	17	0
Spring Lake Town Wards 1 & 2	19	0
Elmwood Village	11	0
Spring Valley Village Wards 1 & 2	19	0

County Totals : 66 66 0

St. Croix County

Baldwin Town	13	0
Cady Town	22	0
Cylon Town	10	0

**Wisconsin State Elections Board
Canvass - Reporting Unit Detail
Fall Republican Primary Election - 09/09/2008**

State Assembly, District No. 29

REP	REP
John Murtha	Scattering

St. Croix County

Eau Galle Town Wards 1 & 2	17	0
Emerald Town Wards 1 & 2	13	1
Erin Prairie Town	5	0
Forest Town	4	0
Glenwood Town	6	0
Hammond Town	23	0
Kinnickinnic Town Wards 1 - 3	39	0
Pleasant Valley Town	13	0
Richmond Town Wards 1 - 3	17	0
Rush River Town	14	0
Springfield Town	20	0
Stanton Town Wards 1 & 2	13	0
Star Prairie Town Wards 1 - 5	31	0
Warren Town Wards 1 & 2	21	0
Baldwin Village Wards 1 - 5	81	0
Deer Park Village	9	0
Hammond Village Wards 1 & 2	25	0
Roberts Village Wards 1 - 3	19	0
Star Prairie Village	5	0
Spring Valley Village Ward 3	0	0
Wilson Village	12	0
Woodville Village Wards 1 & 2	25	0
Glenwood City City Wards 1 & 2	27	0
New Richmond City Wards 1 - 6	28	1
New Richmond City Wards 7 - 13	59	0
River Falls City Ward 13	2	0

County Totals : 575 573 2

Wisconsin State Elections Board
Canvass - Reporting Unit Detail
Fall Republican Primary Election - 09/09/2008

State Assembly, District No. 29

REP	REP
John Murtha	Scattering

Office Totals : 801 799 2

**Wisconsin State Elections Board
Canvass - Reporting Unit Detail
Fall Republican Primary Election - 09/09/2008**

State Assembly, District No. 3

	REP	REP
AI Ott		Scattering

Brown County

Holland Town Wards 1 & 2	9	0
Morrison Town Wards 1 & 2	25	0

County Totals : 34 34 0

Calumet County

Brillion Town Wards 1 & 2	18	0
Chilton Town Wards 1 & 2	16	0
Harrison Town Wards 1 - 8	54	0
Harrison Town Ward 9	0	0
Stockbridge Town Wards 1 - 3	17	0
Woodville Town Wards 1 & 2	13	0
Hilbert Village Ward 3	0	0
Sherwood Village Wards 1 - 8	46	1
Stockbridge Village	15	0
Appleton City Ward 12	1	0
Appleton City Ward 13	2	0
Appleton City Ward 14	13	0
Appleton City Ward 40	20	0
Appleton City Ward 42	30	0
Appleton City Ward 43	30	0
Appleton City Ward 44	20	0
Appleton City Ward 45	0	0
Appleton City Ward 46	0	0
Appleton City Ward 47	0	0
Appleton City Ward 48	0	0

**Wisconsin State Elections Board
Canvass - Reporting Unit Detail
Fall Republican Primary Election - 09/09/2008**

State Assembly, District No. 3

	REP	REP
AI Ott		Scattering

Calumet County

Brillion City Wards 1 - 6	39	0
Chilton City Wards 1 - 4	39	0
Menasha City Wards 11, 15 - 17, 19 - 21 & 23	8	0

County Totals : **382** **381** **1**

Outagamie County

Buchanan Town Wards 1 - 5 & 10	33	0
Buchanan Town Wards 6 - 9	27	0
Combined Locks Village Wards 1 - 4	35	0
Kimberly Village Wards 1 - 4	65	0
Kimberly Village Wards 5 - 8	29	0
Little Chute Village Wards 5 & 11	14	0
Little Chute Village Wards 6 & 7	35	0
Appleton City Ward 58	0	0
Kaukauna City Wards 12, 17 & 18	0	0
Kaukauna City Ward 13	0	0
Kaukauna City Wards 14 - 16, 19 & 20	0	0

County Totals : **238** **238** **0**

Office Totals : **654** **653** **1**

Wisconsin State Elections Board
Canvass - Reporting Unit Detail
Fall Republican Primary Election - 09/09/2008

State Assembly, District No. 30

REP	REP	REP
Bob Hughes	Kitty Rhoades	Scattering

Pierce County

Clifton Town Wards 1 & 2	17	63	0
Diamond Bluff Town	0	11	0
Oak Grove Town Wards 1 & 2	12	81	0
River Falls Town Wards 1 - 3	23	119	0
Trenton Town Wards 1 & 2	11	57	0
Trimbelle Town Wards 1 & 2	2	71	0
Ellsworth Village Wards 1 - 4	18	98	0
Prescott City Wards 1 - 4	21	128	0
River Falls City Wards 3 & 4	3	35	0
River Falls City Wards 5 - 7	37	108	0
River Falls City Wards 8 - 10	37	30	0
River Falls City Wards 11 & 12	30	100	0

County Totals : 1,112 211 901 0

St. Croix County

Hudson Town Wards 1 - 11	22	318	0
St Joseph Town Wards 1 - 7	18	185	1
Somerset Town Ward 2	1	6	0
Troy Town Wards 1 - 7	19	191	0
North Hudson Village Wards 1 - 6	22	174	0
Hudson City Wards 1 - 3	5	72	0
Hudson City Wards 11 & 12	11	69	0
Hudson City Wards 4 & 5	16	71	0
Hudson City Wards 13 & 14	9	110	0
Hudson City Wards 6 & 7	16	138	0

**Wisconsin State Elections Board
 Canvass - Reporting Unit Detail
 Fall Republican Primary Election - 09/09/2008**

State Assembly, District No. 30

	REP	REP	REP
Bob Hughes			
Kitty Rhoades			
Scattering			

St. Croix County

Hudson City Wards 8 - 10	7	86	0
River Falls City Wards 1 & 2	15	111	0

County Totals :	1,693	161	1,531	1
Office Totals :	2,805	372	2,432	1

**Wisconsin State Elections Board
Canvass - Reporting Unit Detail
Fall Republican Primary Election - 09/09/2008**

State Assembly, District No. 31

	REP	REP
Steve Nass		
		Scattering

Jefferson County

Cold Spring Town Wards 1 & 2	18	0
Concord Town Wards 1, 2 & 4	70	0
Concord Town Ward 3	6	0
Farmington Town Wards 1 & 2	61	0
Hebron Town Wards 1 & 2	30	1
Palmyra Town Wards 1 & 2	57	0
Sullivan Town Wards 1 - 3	89	1
Johnson Creek Village Wards 1 & 2	53	0
Palmyra Village Wards 1 & 2	71	0
Sullivan Village	22	0
Whitewater City Wards 14, 15, 20 - 22	4	0

County Totals : 483 481 2

Walworth County

Lafayette Town Wards 1 - 4	55	0
La Grange Town Wards 1 - 3	39	0
Spring Prairie Town Wards 1 - 4	54	0
Sugar Creek Town Wards 1 - 5	57	0
Troy Town Wards 1 - 3	29	0
Elkhorn City Wards 1 - 13 & 15	165	1

County Totals : 400 399 1

**Wisconsin State Elections Board
 Canvass - Reporting Unit Detail
 Fall Republican Primary Election - 09/09/2008**

State Assembly, District No. 31

	REP	REP
Steve Nass		
		Scattering

Waukesha County

Eagle Town Wards 1 - 4	212	0
Ottawa Town Wards 1 - 5	257	0
Summit Town Wards 1 - 3	159	0
Summit Town Wards 4 - 6	157	0
Dousman Village Wards 1 & 2	111	1
Eagle Village Wards 1 & 2	68	0
Oconomowoc Lake Village	67	2
Oconomowoc City Wards 7 - 9, 17 - 19	150	0
Oconomowoc City Wards 10 - 13, 15, 16, 23 - 25	214	1
Oconomowoc City Ward 20	0	0

County Totals : **1,399** **1,395** **4**

Office Totals : **2,282** **2,275** **7**

Wisconsin State Elections Board
Canvass - Reporting Unit Detail
Fall Republican Primary Election - 09/09/2008

State Assembly, District No. 32

	REP	REP
Thomas A. Lothian		
Scattering		

Kenosha County

Wheatland Town Wards 1 - 5	45	1
----------------------------	----	---

County Totals : **46** **45** **1**

Walworth County

Bloomfield Town Wards 1 - 7	34	0
Darien Town Wards 1 - 6	22	1
Delavan Town Wards 1 - 6	84	0
Geneva Town Wards 1 - 8	67	2
Linn Town Wards 1, 2 & 4	16	0
Linn Town Wards 3 & 5	3	0
Lyons Town Wards 1 - 6	41	0
Sharon Town	8	0
Walworth Town Wards 1 - 4	47	0
Darien Village Wards 1 & 2	20	0
Fontana Village Wards 1 - 4	30	2
Genoa City Village Wards 1 - 3	20	0
Sharon Village Wards 1 & 2	15	0
Walworth Village Wards 1 - 3	25	0
Williams Bay Village Wards 1 - 4	55	1
Delavan City Wards 1 - 11	94	0
Elkhorn City Wards 14, 16 - 18	1	0
Lake Geneva City Wards 1, 2, 12 & 18	16	0
Lake Geneva City Wards 3, 4, 11 & 16	10	0
Lake Geneva City Wards 5, 6, 9, 10, 13, 14, 17, 19 - 23	13	0
Lake Geneva City Wards 7, 8 & 15	15	0

**Wisconsin State Elections Board
Canvass - Reporting Unit Detail
Fall Republican Primary Election - 09/09/2008**

State Assembly, District No. 32

	REP	REP
	Thomas A. Lothian	Scattering

Walworth County

County Totals :	642	636	6
Office Totals :	688	681	7

Wisconsin State Elections Board
Canvass - Reporting Unit Detail
Fall Republican Primary Election - 09/09/2008

State Assembly, District No. 33

	REP	REP
Scott Newcomer		
Scattering		

Waukesha County

Delafield Town Wards 1, 2, 5 & 6	216	3
Delafield Town Wards 3 & 4	158	0
Delafield Town Wards 7 & 8	110	1
Delafield Town Wards 9 - 11	152	1
Genesee Town Wards 1, 2 & 5	129	0
Genesee Town Wards 3 & 4	142	0
Genesee Town Wards 6, 9 & 10	146	0
Genesee Town Wards 7 & 8	127	0
Mukwonago Town Wards 1, 2, 4 - 10	202	0
Waukesha Town Ward 3	54	0
Waukesha Town Wards 7 & 8	94	0
Chenequa Village	96	0
Hartland Village Wards 1 - 7	242	3
Hartland Village Wards 8 - 13	205	2
Mukwonago Village Ward 10	0	0
Nashotah Village Wards 1 & 2	106	0
North Prairie Village Wards 1 - 3	79	0
Wales Village Wards 1 - 3	194	0
Delafield City Wards 1 - 7	528	4
Pewaukee City Ward 7	92	1
Waukesha City Ward 8	51	1
Waukesha City Ward 10	24	0
Waukesha City Ward 11	84	1
Waukesha City Ward 12	98	2
Waukesha City Ward 13	70	0
Waukesha City Ward 14	7	0
Waukesha City Ward 15	110	3
Waukesha City Ward 39	42	0

**Wisconsin State Elections Board
 Canvass - Reporting Unit Detail
 Fall Republican Primary Election - 09/09/2008**

State Assembly, District No. 33

	REP	REP
Scott Newcomer		
Scattering		

Waukesha County

Waukesha City Ward 49	0	0
Waukesha City Ward 51	0	0
Waukesha City Ward 53	0	0
Waukesha City Ward 58	0	0

County Totals : **3,580 3,558 22**

Office Totals : **3,580 3,558 22**

Wisconsin State Elections Board
Canvass - Reporting Unit Detail
Fall Republican Primary Election - 09/09/2008

State Assembly, District No. 34

REP	REP
Dan Meyer	Scattering

Oneida County

Crescent Town Wards 1 - 3	110	0
Enterprise Town	28	0
Hazelhurst Town Wards 1 & 2	13	0
Lake Tomahawk Town Wards 1 & 2	13	0
Minocqua Town Wards 1 - 6	68	0
Monico Town	12	0
Newbold Town Wards 1 - 4	175	0
Newbold Town Ward 5	11	0
Pelican Town Wards 1 - 5	134	0
Piehl Town	1	0
Pine Lake Town Wards 1 - 4	163	3
Schoepke Town	13	0
Stella Town	39	0
Sugar Camp Town Wards 1 & 2	19	0
Three Lakes Town Wards 1 - 3	22	0
Woodruff Town Wards 1 - 3	42	0
Rhineland City Wards 1 & 2	44	0
Rhineland City Wards 3 & 4	33	0
Rhineland City Wards 5 - 7	30	1
Rhineland City Wards 8 & 9	29	0
Rhineland City Wards 10 & 11	63	1
Rhineland City Wards 12 - 14	36	0
Rhineland City Wards 15 - 17	37	0
Rhineland City Wards 18 - 20	57	0

County Totals : **1,197** **1,192** **5**

**Wisconsin State Elections Board
 Canvass - Reporting Unit Detail
 Fall Republican Primary Election - 09/09/2008**

State Assembly, District No. 34

REP	REP
Dan Meyer	Scattering

Vilas County

Arbor Vitae Town Wards 1 - 4	64	0
Boulder Junction Town Wards 1 & 2	38	0
Cloverland Town	11	0
Conover Town Wards 1 - 3	21	1
Lac du Flambeau Town Wards 1 - 3	16	0
Land O'Lakes Town	25	0
Lincoln Town Wards 1 - 4	30	0
Manitowish Waters Town	30	0
Phelps Town Wards 1 & 2	22	0
Plum Lake Town Wards 1 & 2	12	1
Presque Isle Town	21	0
St Germain Town Wards 1 & 2	44	0
Washington Town Wards 1 - 3	15	0
Winchester Town	16	0
Eagle River City Wards 1 - 5	29	0

County Totals : **396** **394** **2**

Office Totals : **1,593** **1,586** **7**

**Wisconsin State Elections Board
Canvass - Reporting Unit Detail
Fall Republican Primary Election - 09/09/2008**

State Assembly, District No. 35

	REP	REP
Don Friske		Scattering

Langlade County

Ackley Town	8	0
Ainsworth Town	14	0
Antigo Town Wards 1 & 2	13	0
Elcho Town Wards 1 - 3	31	0
Neva Town	14	0
Norwood Town Wards 1 & 2	16	0
Parrish Town	11	0
Peck Town	4	0
Rolling Town Wards 1 & 2	13	0
Summit Town	9	0
Upham Town	34	0
Vilas Town	1	0
Antigo City Ward 1	6	0
Antigo City Ward 2	8	0
Antigo City Ward 3	4	0
Antigo City Ward 4	18	0
Antigo City Ward 5	12	0
Antigo City Ward 6	8	0
Antigo City Ward 7	17	0
Antigo City Ward 8	11	0
Antigo City Ward 9	5	0

County Totals : **257 257 0**

Lincoln County

Birch Town Wards 1 & 2	6	0
------------------------	---	---

Wisconsin State Elections Board
Canvass - Reporting Unit Detail
Fall Republican Primary Election - 09/09/2008

State Assembly, District No. 35

REP	REP
Don Friske	Scattering

Lincoln County

Bradley Town Wards 1 - 4	29	0
Corning Town	9	0
Harding Town	5	0
Harrison Town Wards 1 - 4	29	0
King Town	7	0
Merrill Town Wards 1 - 5	39	0
Pine River Town Wards 1 - 3	27	0
Rock Falls Town Wards 1 & 2	10	1
Russell Town	14	0
Schley Town Wards 1 & 2	8	0
Scott Town Wards 1 & 2	17	0
Skawanaw Town	4	0
Somo Town	3	0
Tomahawk Town Wards 1 & 2	3	0
Wilson Town	9	0
Merrill City Ward 1	23	0
Merrill City Ward 2	8	0
Merrill City Ward 3	11	0
Merrill City Ward 4	12	0
Merrill City Ward 5	20	0
Merrill City Ward 6	6	0
Merrill City Ward 7	15	0
Merrill City Ward 8	7	0
Tomahawk City Wards 1 - 6	16	0

County Totals : **338** **337** **1**

**Wisconsin State Elections Board
 Canvass - Reporting Unit Detail
 Fall Republican Primary Election - 09/09/2008**

State Assembly, District No. 35

	REP	REP
Don Friske		Scattering

Marathon County

Halsey Town	2	0
Hamburg Town	9	0
Harrison Town	6	0
Hewitt Town	3	0
Athens Village Wards 1 & 2	4	0

County Totals : **24** **24** **0**

Oneida County

Cassian Town Wards 1 & 2	99	0
Little Rice Town	13	0
Lynne Town	3	0
Nokomis Town Wards 1 & 2	19	0
Woodboro Town	70	0

County Totals : **204** **204** **0**

Office Totals : **823** **822** **1**

Wisconsin State Elections Board
Canvass - Reporting Unit Detail
Fall Republican Primary Election - 09/09/2008

State Assembly, District No. 36

REP	REP
Jeffrey L. Mursau	Scattering

Florence County

Aurora Town Wards 1 - 3	63	0
Commonwealth Town Wards 1 - 3	42	0
Fence Town	16	0
Fern Town	25	0
Florence Town Wards 1 - 7	167	0
Homestead Town	25	0
Long Lake Town	11	0
Tipler Town	16	0

County Totals : 365 365 0

Forest County

Alvin Town Wards 1 & 2	4	0
Argonne Town Wards 1 & 2	4	0
Armstrong Creek Town	4	0
Blackwell Town	10	0
Caswell Town	7	0
Crandon Town Wards 1 & 2	8	0
Freedom Town	14	0
Hiles Town	14	0
Laona Town Wards 1 - 3	21	0
Lincoln Town Wards 1 - 3	10	0
Nashville Town Ward 1	2	0
Nashville Town Ward 2	19	0
Nashville Town Ward 3	2	0
Nashville Town Ward 4	0	0

**Wisconsin State Elections Board
Canvass - Reporting Unit Detail
Fall Republican Primary Election - 09/09/2008**

State Assembly, District No. 36

	REP	REP
Jeffrey L. Mursau		
		Scattering

Forest County

Popple River Town	0	0
Ross Town	3	0
Wabeno Town Wards 1 - 5	24	0
Crandon City Wards 1 - 4	13	0

County Totals : 159 159 0

Langlade County

Evergreen Town	14	0
Langlade Town Wards 1 & 2	9	0
Polar Town Wards 1 & 2	32	0
Price Town Wards 1 & 2	2	0
Wolf River Town Wards 1 & 2	14	0
White Lake Village	4	0

County Totals : 75 75 0

Marathon County

Elderon Town	0	0
Birnamwood Village Ward 2	0	0
Elderon Village	5	0

County Totals : 5 5 0

**Wisconsin State Elections Board
Canvass - Reporting Unit Detail
Fall Republican Primary Election - 09/09/2008**

State Assembly, District No. 36

REP	REP
Jeffrey L. Mursau	Scattering

Marinette County

Amberg Town	35	0
Athelstane Town Wards 1 & 2	27	0
Beecher Town Wards 1 - 3	16	0
Dunbar Town Wards 1 & 2	29	0
Goodman Town	16	0
Lake Town Wards 1 & 2	46	0
Middle Inlet Town Wards 1 & 2	33	0
Niagara Town	8	0
Pembine Town Wards 1 & 2	26	1
Porterfield Town Wards 1 - 3	101	1
Silver Cliff Town Wards 1 & 2	35	0
Stephenson Town Wards 1 - 3	60	0
Stephenson Town Wards 4 - 6	56	0
Wagner Town	35	0
Wausaukee Town Wards 1 - 4	53	0
Crivitz Village	49	0
Wausaukee Village	15	0
Niagara City Wards 1 - 3	21	0

County Totals : 663 661 2

Menominee County

Menominee Town Wards 1, 3 - 5	22	0
Menominee Town Ward 2	1	0

County Totals : 23 23 0

**Wisconsin State Elections Board
 Canvass - Reporting Unit Detail
 Fall Republican Primary Election - 09/09/2008**

State Assembly, District No. 36

	REP	REP
Jeffrey L. Mursau		Scattering

Oconto County

Doty Town Wards 1 & 2	25	0
Lakewood Town	57	0
Mountain Town Wards 1 & 2	28	0
Riverview Town Wards 1 & 2	40	0
Townsend Town	54	0

County Totals : **204 204 0**

Shawano County

Almon Town Wards 1 & 2	13	0
Aniwa Town	15	0
Bartelme Town	12	0
Biramwood Town Wards 1 & 2	16	0
Hutchins Town	39	0
Red Springs Town	55	0
Wittenberg Town Wards 1 & 2	27	0
Biramwood Village Ward 1	9	0
Mattoon Village	15	0
Wittenberg Village Wards 1 & 2	9	0

County Totals : **210 210 0**

Office Totals : **1,704 1,702 2**

Wisconsin State Elections Board
Canvass - Reporting Unit Detail
Fall Republican Primary Election - 09/09/2008

State Assembly, District No. 37

REP	REP	REP	REP
Kent Koebe	Brian A. Peters	Tom Luetzow	Scattering

Dane County

Albion Town Wards 1 & 2	6	2	6	0
Christiana Town Wards 1 & 2	21	8	9	0
Deerfield Town Wards 1 & 2	15	12	12	0
Cambridge Village Wards 2 & 3	17	13	9	0
Deerfield Village Wards 1 - 4	37	53	25	0
Rockdale Village	3	1	3	0

County Totals : 252 99 89 64 0

Jefferson County

Aztalan Town Wards 1 & 2	28	12	23	0
Ixonia Town Wards 1, 3 & 4	29	33	114	0
Jefferson Town Wards 1 & 2	30	6	11	0
Jefferson Town Wards 3 - 5	41	10	12	0
Koshkonong Town Wards 1 - 5	116	32	23	0
Lake Mills Town Wards 1 & 2	60	35	81	0
Milford Town Wards 1 & 2	23	3	26	0
Oakland Town Wards 1 - 4	72	17	19	0
Sumner Town	20	11	8	0
Waterloo Town	16	4	19	0
Watertown Town Wards 1 & 2	79	38	82	0
Cambridge Village Ward 1	0	0	3	0
Johnson Creek Village Wards 3 & 4	1	0	0	0
Lac la Belle Village Ward 2	0	0	0	0
Fort Atkinson City Wards 1 - 3	154	33	42	0
Fort Atkinson City Wards 4 - 6	134	21	30	0

**Wisconsin State Elections Board
 Canvass - Reporting Unit Detail
 Fall Republican Primary Election - 09/09/2008**

State Assembly, District No. 37

REP	REP	REP	REP
Kent Koebe	Brian A. Peters	Tom Luetzow	Scattering

Jefferson County

Fort Atkinson City Wards 7 - 9	122	33	26	0
Jefferson City Wards 1 - 8	106	47	98	0
Jefferson City Ward 9	0	0	0	0
Lake Mills City Wards 1 - 4	72	54	219	0
Waterloo City Wards 1 - 5	27	29	41	0
Watertown City Ward 19	0	0	0	0
Watertown City Wards 20 & 21	0	0	0	0

County Totals : **2,425** **1,130** **418** **877** **0**

Office Totals : **2,677** **1,229** **507** **941** **0**

Wisconsin State Elections Board
Canvass - Reporting Unit Detail
Fall Republican Primary Election - 09/09/2008

State Assembly, District No. 38

	REP	REP
Joel Kleefisch		Scattering

Columbia County

Columbus City Wards 1 - 8	67	0
---------------------------	----	---

County Totals : 67 67 0

Dodge County

Ashippun Town Wards 1 - 3	95	0
Clyman Town Wards 1 & 2	24	0
Elba Town Wards 1 & 2	23	0
Emmet Town Wards 1 & 2	29	0
Hustisford Town Wards 1 - 3	27	0
Lebanon Town Wards 1 & 2	29	0
Lowell Town Wards 1 & 2	21	0
Portland Town Wards 1 & 2	21	0
Shields Town	15	0
Clyman Village	17	0
Hustisford Village Wards 1 & 2	39	0
Lowell Village	14	0
Reeseville Village	22	0
Columbus City Ward 9	0	0
Watertown City Wards 1 & 2	83	0
Watertown City Wards 3 & 4	33	0
Watertown City Wards 5 & 6	23	0
Watertown City Ward 7	23	0

County Totals : 538 538 0

**Wisconsin State Elections Board
Canvass - Reporting Unit Detail
Fall Republican Primary Election - 09/09/2008**

State Assembly, District No. 38

	REP	REP
Joel Kleefisch		Scattering

Jefferson County

Ixonia Town Ward 2	36	0
Watertown City Ward 8	7	0
Watertown City Wards 9 & 10	35	0
Watertown City Wards 11 & 12	14	0
Watertown City Wards 13 & 14	44	0
Watertown City Wards 15 & 16	39	0
Watertown City Wards 17 & 18	69	0

County Totals : **244** **244** **0**

Waukesha County

Oconomowoc Town Wards 1, 2 & 4	217	2
Oconomowoc Town Wards 3, 6 & 7	199	2
Oconomowoc Town Wards 5, 8 & 9	165	0
Lac la Belle Village Ward 1	43	0
Oconomowoc City Wards 1 - 3 & 21	211	5
Oconomowoc City Wards 4 - 6, 14 & 22	161	3

County Totals : **1,008** **996** **12**

Office Totals : **1,857** **1,845** **12**

Wisconsin State Elections Board
Canvass - Reporting Unit Detail
Fall Republican Primary Election - 09/09/2008

State Assembly, District No. 39

	REP	REP
Jeff Fitzgerald		Scattering

Columbia County

Randolph Village Ward 3	9	0
-------------------------	---	---

County Totals : 9 9 0

Dodge County

Beaver Dam Town Wards 1 - 5	47	0
Burnett Town Wards 1 & 2	21	0
Calamus Town Wards 1 & 2	8	0
Chester Town Wards 1 & 2	18	0
Fox Lake Town Wards 1 - 4	29	1
Herman Town Wards 1 & 2	49	0
Hubbard Town Wards 1 - 3	36	0
Leroy Town Wards 1 & 2	27	0
Lomira Town Wards 1 & 2	18	1
Oak Grove Town Wards 1 - 3	12	0
Rubicon Town Wards 1 - 3	130	0
Trenton Town Wards 1 - 3	14	0
Westford Town Wards 1 & 2	18	0
Williamstown Town	15	0
Brownsville Village	12	0
Iron Ridge Village	22	0
Kekoskee Village	8	0
Lomira Village Wards 1 - 3	55	0
Neosho Village	19	0
Randolph Village Wards 1 & 2	31	0
Beaver Dam City Wards 1, 3 & 5	41	0

**Wisconsin State Elections Board
Canvass - Reporting Unit Detail
Fall Republican Primary Election - 09/09/2008**

State Assembly, District No. 39

	REP	REP
Jeff Fitzgerald		Scattering

Dodge County

Beaver Dam City Wards 2 & 6	26	0
Beaver Dam City Wards 4 & 10	25	0
Beaver Dam City Wards 7, 12 & 13	41	0
Beaver Dam City Wards 8 & 14	24	0
Beaver Dam City Wards 9 & 11	37	0
Fox Lake City Wards 1 - 3	15	0
Hartford City Ward 39	0	0
Horicon City Wards 1 - 6	58	0
Juneau City Wards 1 - 3	30	0
Mayville City Wards 1 - 7	100	0

County Totals : **988** **986** **2**

Office Totals : **997** **995** **2**

**Wisconsin State Elections Board
 Canvass - Reporting Unit Detail
 Fall Republican Primary Election - 09/09/2008**

State Assembly, District No. 4

	REP	REP
Phil Montgomery		
Scattering		

Brown County

Allouez Village Wards 1 & 2	43	0
Allouez Village Wards 3 & 4	63	1
Allouez Village Wards 5 & 6	82	0
Allouez Village Wards 7 - 9	57	0
Ashwaubenon Village Wards 1 & 2	44	0
Ashwaubenon Village Wards 3 & 4	44	0
Ashwaubenon Village Wards 5 & 6	41	0
Ashwaubenon Village Wards 7 & 8	25	0
Ashwaubenon Village Ward 10	30	0
Ashwaubenon Village Wards 11 & 12	45	0
De Pere City Wards 1 - 3	91	1
De Pere City Wards 4 - 7	71	0
De Pere City Wards 8 - 10	37	0
De Pere City Wards 11 - 14	64	0
Green Bay City Ward 46	28	0

County Totals : **767** **765** **2**

Office Totals : **767** **765** **2**

Wisconsin State Elections Board
Canvass - Reporting Unit Detail
Fall Republican Primary Election - 09/09/2008

State Assembly, District No. 40

	REP	REP
Kevin David Petersen		Scattering

Outagamie County

Hortonia Town Wards 1 & 2	26	0
Hortonville Village Wards 1 - 3	78	0
New London City Wards 1 & 2	20	0

County Totals : 124 124 0

Shawano County

Marion City Wards 4 - 6	0	0
-------------------------	---	---

County Totals : 0 0 0

Waupaca County

Bear Creek Town	9	0
Caledonia Town Wards 1 & 2	48	0
Dayton Town Wards 1 - 4	74	0
Dupont Town Wards 1 & 2	7	0
Farmington Town Wards 1 - 6	96	0
Harrison Town	8	0
Helvetia Town Wards 1 & 2	15	0
Iola Town Wards 1 & 2	11	0
Larrabee Town Wards 1 & 2	19	0
Lebanon Town Wards 1 & 2	20	0
Lind Town Wards 1 & 2	41	0
Little Wolf Town Wards 1 - 3	20	0
Mukwa Town Wards 1 & 4	11	0

**Wisconsin State Elections Board
 Canvass - Reporting Unit Detail
 Fall Republican Primary Election - 09/09/2008**

State Assembly, District No. 40

REP	REP
Kevin David Petersen	Scattering

Waupaca County

Mukwa Town Wards 2, 3 & 5	26	0
Royalton Town Wards 1 - 3	25	0
St Lawrence Town Wards 1 & 2	17	0
Scandinavia Town Wards 1 & 2	33	0
Union Town	15	0
Waupaca Town Wards 1 & 2	29	0
Weyauwega Town	9	0
Wyoming Town	12	0
Big Falls Village	8	0
Iola Village Wards 1 - 5	30	0
Ogdensburg Village	8	0
Scandinavia Village	10	0
Clintonville City Wards 1 - 7	58	0
Manawa City Wards 1 - 3	18	0
Marion City Wards 1 - 3	25	0
New London City Wards 3 - 12	80	0
Waupaca City Wards 1 - 13	94	0
Weyauwega City Wards 1 - 3	31	0

County Totals : 907 907 0

Office Totals : 1,031 1,031 0

**Wisconsin State Elections Board
Canvass - Reporting Unit Detail
Fall Republican Primary Election - 09/09/2008**

State Assembly, District No. 41

REP	REP
Joan A. Ballweg	Scattering

Fond du Lac County

Alto Town Wards 1 & 2	40	0
Metomen Town	14	0
Ripon Town Wards 1 & 2	27	1
Brandon Village	44	0
Fairwater Village	14	0
Ripon City Wards 1 - 3	40	0
Ripon City Wards 4 - 6	18	2
Ripon City Wards 7 & 8	45	1
Ripon City Wards 9 - 11	32	1

County Totals : 279 274 5

Green Lake County

Berlin Town Wards 1 & 2	217	1
Brooklyn Town Wards 1 - 3	262	1
Green Lake Town Wards 1 - 3	121	1
Kingston Town Wards 1 & 2	57	3
Mackford Town	35	0
Manchester Town	51	0
Marquette Town Wards 1 & 2	27	1
Princeton Town Wards 1 - 4	149	1
St Marie Town	36	0
Seneca Town	66	1
Kingston Village	51	0
Marquette Village	14	0
Berlin City Wards 1 - 6, 8 - 10	545	1

**Wisconsin State Elections Board
Canvass - Reporting Unit Detail
Fall Republican Primary Election - 09/09/2008**

State Assembly, District No. 41

	REP	REP
Joan A. Ballweg		
		Scattering

Green Lake County

Green Lake City Wards 1 - 6	154	0
Markesan City Wards 1 - 3	150	0
Princeton City Wards 1 - 4	136	0

County Totals : 2,081 2,071 10

Marquette County

Crystal Lake Town	17	0
Mecan Town	81	0
Neshkoro Town Wards 1 & 2	8	0
Newton Town Wards 1 & 2	21	0
Neshkoro Village	13	0

County Totals : 140 140 0

Waupaca County

Fremont Town	13	0
Fremont Village	14	0

County Totals : 27 27 0

Waushara County

Aurora Town	36	0
Bloomfield Town Wards 1 & 2	21	0

**Wisconsin State Elections Board
 Canvass - Reporting Unit Detail
 Fall Republican Primary Election - 09/09/2008**

State Assembly, District No. 41

REP	REP
Joan A. Ballweg	Scattering

Waushara County

Coloma Town Wards 1 & 2	29	0
Dakota Town Wards 1 - 3	107	0
Leon Town Wards 1 - 3	27	0
Marion Town Wards 1 - 4	128	0
Mount Morris Town Wards 1 & 2	71	0
Poysippi Town	35	0
Richford Town Wards 1 & 2	23	0
Saxeville Town Wards 1 & 2	39	0
Springwater Town Wards 1 - 3	39	0
Warren Town	16	0
Wautoma Town Wards 1 & 2	85	0
Coloma Village	20	0
Lohrville Village	7	0
Redgranite Village Wards 1 & 2	23	0
Wild Rose Village Wards 1 & 2	40	0
Berlin City Ward 7	4	0
Wautoma City Wards 1 - 4	88	0

County Totals : **838** **838** **0**

Office Totals : **3,365** **3,350** **15**

**Wisconsin State Elections Board
Canvass - Reporting Unit Detail
Fall Republican Primary Election - 09/09/2008**

State Assembly, District No. 42

	REP	REP
J.A. Hines		Scattering

Adams County

Dell Prairie Town Wards 1 & 2	18	0
New Haven Town	25	0
Wisconsin Dells City Ward 5	0	0

County Totals : 43 43 0

Columbia County

Caledonia Town Wards 1 & 2	21	0
Fort Winnebago Town Wards 1 & 2	16	1
Lewiston Town Wards 1 & 2	28	0
Marcellon Town Wards 1 & 2	35	0
Newport Town	18	0
Wyocena Town Wards 1 - 3	21	0
Pardeeville Village Wards 1 - 3	39	1
Wyocena Village	22	0
Portage City Wards 1 - 6	40	2
Portage City Wards 7 - 12	58	2
Portage City Wards 13 - 18	25	0
Wisconsin Dells City Wards 1 - 3 & 6	29	0

County Totals : 358 352 6

Marquette County

Buffalo Town Wards 1 & 2	91	0
Douglas Town	16	0

**Wisconsin State Elections Board
Canvass - Reporting Unit Detail
Fall Republican Primary Election - 09/09/2008**

State Assembly, District No. 42

REP	REP
J.A. Hines	Scattering

Marquette County

Harris Town	65	0
Montello Town Wards 1 - 3	135	0
Moundville Town Wards 1 & 2	13	0
Oxford Town Wards 1 & 2	41	0
Packwaukee Town Wards 1 - 3	126	0
Shields Town	86	1
Westfield Town Wards 1 & 2	32	0
Endeavor Village	19	0
Oxford Village	14	0
Montello City Wards 1 - 4	179	1

County Totals : 819 817 2

Sauk County

Baraboo Town Wards 1 - 4	21	0
Delton Town Wards 1 - 4	12	0
Fairfield Town Wards 1 & 2	26	0
Greenfield Town	24	0
Lake Delton Village Wards 1 - 3	22	0
West Baraboo Village Wards 1 & 2	13	0
Baraboo City Ward 1	4	0
Baraboo City Ward 2	8	0
Baraboo City Ward 3	15	0
Baraboo City Ward 4	4	0
Baraboo City Ward 5	4	0
Baraboo City Ward 6	11	0

**Wisconsin State Elections Board
 Canvass - Reporting Unit Detail
 Fall Republican Primary Election - 09/09/2008**

State Assembly, District No. 42

	REP	REP
J.A. Hines		Scattering

Sauk County

Baraboo City Ward 7	13	0
Baraboo City Ward 8	5	0
Baraboo City Ward 9	4	0
Baraboo City Ward 10	18	0
Baraboo City Ward 11	8	0
Baraboo City Ward 12	26	0
Baraboo City Ward 13	7	0
Baraboo City Ward 14	6	0
Wisconsin Dells City Ward 4	0	0

County Totals : 251 251 0

Office Totals : 1,471 1,463 8

**Wisconsin State Elections Board
Canvass - Reporting Unit Detail
Fall Republican Primary Election - 09/09/2008**

State Assembly, District No. 43

	REP	REP
Debi Towns		
Scattering		

Dane County

Edgerton City Ward 7	0	0
----------------------	---	---

County Totals : **0** **0** **0**

Jefferson County

Whitewater City Wards 9 - 11	4	0
------------------------------	---	---

County Totals : **4** **4** **0**

Rock County

Avon Town	6	0
Beloit Town Wards 1 - 3	8	0
Beloit Town Wards 4 & 5	2	0
Beloit Town Wards 6 - 9	31	0
Center Town	7	0
Fulton Town Wards 1 - 4	101	0
Janesville Town Wards 1 - 5	24	0
Janesville Town Ward 6	0	0
Lima Town Wards 1 & 2	17	0
Milton Town Wards 1 - 5	25	0
Newark Town Wards 1 & 2	8	0
Plymouth Town Wards 1 & 2	15	0
Porter Town	7	0
Rock Town Wards 1 - 7	26	0
Spring Valley Town	5	0

**Wisconsin State Elections Board
Canvass - Reporting Unit Detail
Fall Republican Primary Election - 09/09/2008**

State Assembly, District No. 43

	REP	REP
Debi Towns		
Scattering		

Rock County

Footville Village	5	0
Orfordville Village Wards 1 & 2	17	0
Brodhead City Ward 8	0	0
Edgerton City Wards 1 - 6	41	0
Janesville City Ward 27	1	0
Janesville City Ward 29	0	0
Janesville City Ward 30	0	0
Janesville City Ward 31	0	0
Janesville City Ward 32	0	0
Milton City Wards 1 - 8	53	0

County Totals : 399 399 0

Walworth County

Whitewater Town Wards 1 - 4	31	0
Whitewater City Wards 1 - 4	80	0
Whitewater City Wards 5 & 6	55	0
Whitewater City Wards 7 & 8	2	0
Whitewater City Wards 12, 16 & 18	0	0
Whitewater City Wards 13, 17 & 19	0	0

County Totals : 168 168 0

Office Totals : 571 571 0

**Wisconsin State Elections Board
 Canvass - Reporting Unit Detail
 Fall Republican Primary Election - 09/09/2008**

State Assembly, District No. 44

REP
Scattering

Rock County

Janesville City Ward 1	0
Janesville City Ward 2	0
Janesville City Ward 3	0
Janesville City Ward 4	0
Janesville City Ward 7	0
Janesville City Ward 8	0
Janesville City Ward 9	0
Janesville City Ward 10	0
Janesville City Ward 11	0
Janesville City Ward 13	0
Janesville City Ward 14	1
Janesville City Ward 15	1
Janesville City Ward 16	0
Janesville City Ward 17	0
Janesville City Ward 18	0
Janesville City Ward 19	0
Janesville City Ward 20	0
Janesville City Ward 21	0
Janesville City Ward 22	0
Janesville City Ward 23	1
Janesville City Ward 24	0
Janesville City Ward 25	0
Janesville City Ward 26	0

County Totals : 3 3

Office Totals : 3 3

Wisconsin State Elections Board
Canvass - Reporting Unit Detail
Fall Republican Primary Election - 09/09/2008

State Assembly, District No. 45

	REP	REP
Mike Hahn		Scattering

Rock County

Bradford Town	15	0
Clinton Town	11	0
Harmony Town Wards 1 - 5	18	0
Johnstown Town	9	0
La Prairie Town Wards 1 & 2	7	0
Turtle Town Wards 1 & 4	4	0
Turtle Town Wards 2 & 3	26	0
Clinton Village Wards 1 - 3	17	0
Beloit City Ward 1	4	0
Beloit City Ward 2	10	0
Beloit City Ward 3	6	0
Beloit City Ward 4	14	0
Beloit City Ward 5	5	0
Beloit City Ward 6	2	0
Beloit City Ward 7	4	0
Beloit City Ward 8	5	0
Beloit City Ward 9	5	0
Beloit City Ward 10	7	0
Beloit City Ward 11	2	0
Beloit City Ward 12	3	0
Beloit City Ward 13	1	0
Beloit City Ward 14	1	0
Beloit City Ward 15	1	0
Beloit City Ward 16	0	0
Beloit City Ward 17	2	0
Beloit City Ward 18	1	0
Beloit City Ward 19	6	0
Beloit City Ward 20	14	0

**Wisconsin State Elections Board
 Canvass - Reporting Unit Detail
 Fall Republican Primary Election - 09/09/2008**

State Assembly, District No. 45

	REP	REP
Mike Hahn		Scattering

Rock County

Beloit City Ward 21	10	0
Beloit City Ward 22	18	0
Beloit City Ward 23	18	0
Beloit City Ward 24	2	0
Janesville City Ward 5	21	0
Janesville City Ward 6	18	0
Janesville City Ward 12	15	0
Janesville City Ward 28	0	0

County Totals : **302** **302** **0**

Walworth County

Richmond Town Wards 1 - 3	26	0
---------------------------	----	---

County Totals : **26** **26** **0**

Office Totals : **328** **328** **0**

**Wisconsin State Elections Board
Canvass - Reporting Unit Detail
Fall Republican Primary Election - 09/09/2008**

State Assembly, District No. 46

REP	REP	REP
Kathy Maves	Spencer Zimmerman	Scattering

Dane County

Cottage Grove Town Wards 1 - 5	27	25	0
Dunkirk Town Wards 1 - 3	13	10	0
Dunn Town Wards 1 & 7	6	15	0
Pleasant Springs Town Wards 1 - 4	23	27	0
Rutland Town Wards 1 & 2	13	6	0
Sun Prairie Town Wards 1 - 3	10	14	0
Cottage Grove Village Wards 1 - 9	21	23	0
Oregon Village Wards 2 - 4	47	16	1
Stoughton City Wards 1 - 3	20	16	0
Stoughton City Wards 4 & 5	14	12	0
Stoughton City Wards 6 - 8	12	8	0
Stoughton City Wards 9 & 10	26	20	0
Sun Prairie City Wards 1 - 4, 18, 19, 22 & 25	50	34	0
Sun Prairie City Wards 5 - 9	56	24	0
Sun Prairie City Wards 10 - 13, 20, 29, 30 & 33	25	32	0
Sun Prairie City Wards 14 - 17	42	30	0

County Totals : **718** **405** **312** **1**

Office Totals : **718** **405** **312** **1**

Wisconsin State Elections Board
Canvass - Reporting Unit Detail
Fall Republican Primary Election - 09/09/2008

State Assembly, District No. 47

REP	REP	REP	REP	REP
Erich Ruth	Keith Ripp	Steven Pate	Tim McCumber	Scattering

Columbia County

Arlington Town Wards 1 & 2	2	60	7	7	0
Columbus Town	4	25	2	4	0
Courtland Town Wards 1 & 2	2	23	3	2	0
Dekorra Town Wards 1 - 4	24	57	30	22	0
Fountain Prairie Town Wards 1 & 2	3	27	8	9	0
Hampden Town	10	43	4	2	0
Leeds Town Wards 1 & 2	11	78	2	6	0
Lodi Town Wards 1 - 5	29	152	11	44	0
Lowville Town Wards 1 & 2	4	45	23	3	0
Otsego Town	1	23	10	9	0
Pacific Town Wards 1 - 3	13	27	69	30	0
Randolph Town	3	32	8	16	0
Scott Town	2	21	8	7	0
Springvale Town	3	32	3	3	0
West Point Town Wards 1 & 2	9	65	4	19	0
Arlington Village	8	31	10	6	0
Cambria Village	7	8	16	12	0
Doylestown Village	6	10	2	0	0
Fall River Village Wards 1 & 2	10	15	6	11	1
Friesland Village	2	17	12	9	0
Poynette Village Wards 1 - 3	16	38	19	12	0
Rio Village	3	16	14	6	0
Lodi City Wards 1 - 4	17	146	4	27	2

County Totals : **1,724** **189** **991** **275** **266** **3**

**Wisconsin State Elections Board
Canvass - Reporting Unit Detail
Fall Republican Primary Election - 09/09/2008**

State Assembly, District No. 47

REP	REP	REP	REP	REP
Erich Ruth	Keith Ripp	Steven Pate	Tim McCumber	Scattering

Dane County

Bristol Town Wards 1 - 3	65	41	5	13	0
Dane Town	7	128	3	10	0
Mazomanie Town Wards 1 & 2	5	21	5	14	0
Medina Town Wards 1 & 2	14	17	0	9	0
Roxbury Town Wards 1 & 2	9	40	0	15	0
Vienna Town Wards 1 & 2	20	84	4	6	0
Windsor Town Wards 1 - 7	78	125	29	41	0
York Town	10	50	0	2	0
Dane Village	2	57	1	5	0
De Forest Village Wards 1, 2, 4, 7 & 10	54	40	11	24	0
De Forest Village Wards 3, 5, 6, 8 & 9	68	57	12	20	0
Marshall Village Wards 1 - 7	42	23	5	11	0
Mazomanie Village Wards 3 & 4	1	0	0	0	0
Sun Prairie City Wards 21, 23, 26 - 28	0	0	0	0	0

County Totals : 1,303 375 683 75 170 0

Sauk County

Merrimac Town	1	13	2	110	0
Merrimac Village	0	33	1	21	0

County Totals : 181 1 46 3 131 0

Office Totals : 3,208 565 1,720 353 567 3

**Wisconsin State Elections Board
 Canvass - Reporting Unit Detail
 Fall Republican Primary Election - 09/09/2008**

State Assembly, District No. 48

REP	
Scattering	

Dane County

Blooming Grove Town Wards 1 - 3	0
Dunn Town Wards 2 - 6	0
McFarland Village Wards 1 - 7	1
Madison City Ward 1	0
Madison City Ward 2	0
Madison City Ward 3	0
Madison City Ward 4	0
Madison City Ward 5	0
Madison City Ward 6	0
Madison City Ward 7	0
Madison City Ward 8	0
Madison City Ward 10	1
Madison City Ward 11	0
Madison City Ward 12	0
Madison City Ward 13	0
Madison City Ward 33	0
Madison City Ward 55	0
Madison City Ward 56	0
Madison City Ward 131	0
Monona City Wards 1 - 5	0
Monona City Wards 6 - 10	0

County Totals : 2 2

Office Totals : 2 2

Wisconsin State Elections Board
Canvass - Reporting Unit Detail
Fall Republican Primary Election - 09/09/2008

State Assembly, District No. 49

REP	REP	REP	REP
Dennis Lundell	Travis Tranel	David E. Kuhle	Scattering

Grant County

Beetown Town	33	37	27	0
Bloomington Town Wards 1 & 2	23	27	14	0
Boscobel Town Wards 1 & 2	21	8	6	0
Cassville Town Wards 1 & 2	8	29	16	0
Castle Rock Town	8	11	6	0
Clifton Town	27	7	19	0
Ellenboro Town Wards 1 & 2	13	27	23	0
Fennimore Town Wards 1 & 2	19	13	17	0
Glen Haven Town	31	19	32	0
Harrison Town	18	22	14	0
Hazel Green Town Wards 1 & 2	14	104	68	0
Hickory Grove Town Wards 1 & 2	24	21	8	0
Jamestown Town Wards 1 - 3	19	191	72	0
Liberty Town	28	24	34	0
Lima Town	26	15	43	0
Little Grant Town	13	7	18	0
Marion Town	17	10	11	0
Millville Town	4	2	6	0
Mount Hope Town Wards 1 & 2	9	8	3	0
Mount Ida Town	23	30	20	0
Muscoda Town Wards 1 & 2	11	17	8	0
North Lancaster Town	42	43	30	0
Paris Town Wards 1 & 2	13	31	17	0
Patch Grove Town Wards 1 & 2	10	10	12	0
Platteville Town Wards 1 & 2	46	59	55	0
Potosi Town Wards 1 & 2	29	21	15	0
Smelser Town Wards 1 & 2	14	42	44	0
South Lancaster Town Wards 1 - 3	24	38	45	0

Wisconsin State Elections Board
Canvass - Reporting Unit Detail
Fall Republican Primary Election - 09/09/2008

State Assembly, District No. 49

REP	REP	REP	REP
Dennis Lundell	Travis Tranel	David E. Kuhle	Scattering

Grant County

Waterloo Town	12	15	12	0
Watterstown Town	14	5	9	0
Wingville Town	21	13	8	0
Woodman Town	3	7	0	0
Wyalusing Town	8	6	7	0
Bagley Village	5	16	8	0
Bloomington Village	33	74	37	0
Blue River Village	16	11	16	0
Cassville Village Wards 1 & 2	17	33	28	0
Dickeyville Village Wards 1 & 2	11	65	48	0
Hazel Green Village Wards 1 & 2	29	73	41	0
Livingston Village Ward 1	72	12	17	0
Montfort Village Ward 1	26	17	7	0
Mount Hope Village Wards 1 & 2	7	4	4	0
Muscoda Village Wards 1 & 2	20	30	18	0
Patch Grove Village Wards 1 & 2	5	1	5	2
Potosi Village	12	32	10	0
Tennyson Village	13	26	10	0
Woodman Village	5	7	2	0
Boscobel City Wards 1 - 4	63	67	37	0
Cuba City City Wards 1 - 5	64	92	43	0
Fennimore City Wards 1 - 6	82	79	65	0
Lancaster City Wards 1 - 8	201	238	194	0
Platteville City Wards 1 - 4	78	117	84	0
Platteville City Wards 5 - 7	62	60	34	2
Platteville City Wards 8 - 10	27	35	12	0
Platteville City Wards 11 - 13	54	55	28	0

**Wisconsin State Elections Board
Canvass - Reporting Unit Detail
Fall Republican Primary Election - 09/09/2008**

State Assembly, District No. 49

	REP	REP	REP	REP
Dennis Lundell				
Travis Tranel				
David E. Kuhle				
Scattering				

County Totals : **5,061 1,527 2,063 1,467 4**

Iowa County

Livingston Village Ward 2	0	0	0	0
Montfort Village Ward 2	4	4	1	0
Muscoda Village Ward 3	0	0	0	0

County Totals : **9 4 4 1 0**

Lafayette County

Benton Town Wards 1 & 2	4	19	20	0
Benton Village	23	16	13	0
Hazel Green Village Ward 3	0	2	2	0
Cuba City City Wards 6 & 7	11	13	2	0

County Totals : **125 38 50 37 0**

Richland County

Dayton Town	6	7	25	0
Eagle Town	7	14	15	0
Orion Town	5	6	14	0
Richwood Town Wards 1 & 2	9	6	9	0
Boaz Village	3	0	3	0

**Wisconsin State Elections Board
 Canvass - Reporting Unit Detail
 Fall Republican Primary Election - 09/09/2008**

State Assembly, District No. 49

REP	REP	REP	REP
Dennis Lundell	Travis Tranel	David E. Kuhle	Scattering

County Totals : 129 30 33 66 0

Office Totals : 5,324 1,599 2,150 1,571 4

Wisconsin State Elections Board
Canvass - Reporting Unit Detail
Fall Republican Primary Election - 09/09/2008

State Assembly, District No. 5

	REP	REP
Jim Steineke		Scattering

Brown County

Lawrence Town Wards 1 - 3	19	0
Ashwaubenon Village Ward 9	10	0
Hobart Village Wards 1 - 7	78	0
Green Bay City Ward 47	7	0
Green Bay City Ward 48	17	0
Green Bay City Ward 49	32	0

County Totals : **163** **163** **0**

Outagamie County

Black Creek Town Wards 1 & 2	18	0
Cicero Town Wards 1 & 2	21	0
Freedom Town Wards 1 - 7	53	0
Kaukauna Town Wards 1 & 2	15	0
Oneida Town Wards 1 - 5	26	0
Osborn Town Wards 1 & 2	11	0
Seymour Town Wards 1 & 2	24	0
Vandenbroek Town Wards 1 & 2	28	0
Black Creek Village Wards 1 & 2	19	0
Howard Village Ward 17	0	0
Little Chute Village Wards 1, 4, 9, 10 & 15	26	0
Little Chute Village Wards 2, 8, 12, 13, 16 - 19	3	0
Nichols Village	10	0
Wrightstown Village Ward 3	1	0
Appleton City Ward 55	0	0
Kaukauna City Wards 1 - 3	30	0

**Wisconsin State Elections Board
 Canvass - Reporting Unit Detail
 Fall Republican Primary Election - 09/09/2008**

State Assembly, District No. 5

	REP	REP
Jim Steineke		Scattering

Outagamie County

Kaukauna City Wards 4 - 6	39	0
Kaukauna City Wards 7 & 8	24	0
Kaukauna City Wards 9 - 11	28	0
Seymour City Wards 1 - 6	38	0

County Totals : **414 414 0**

Shawano County

Maple Grove Town Wards 1 & 2	16	0
------------------------------	----	---

County Totals : **16 16 0**

Office Totals : **593 593 0**

Wisconsin State Elections Board
Canvass - Reporting Unit Detail
Fall Republican Primary Election - 09/09/2008

State Assembly, District No. 50

REP	REP	REP	REP	REP
Anthony Carver	Ed Brooks	Craig Buswell	Todd R. Allbaugh	Scattering

Juneau County

Armenia Town	11	16	2	3	0
Clearfield Town Wards 1 & 2	15	18	4	16	0
Cutler Town	1	10	2	5	0
Finley Town	3	4	0	2	0
Fountain Town	12	16	3	11	0
Germantown Town Wards 1 & 2	30	28	6	24	0
Kildare Town	8	24	0	9	0
Kingston Town	0	1	0	1	0
Lemonweir Town Wards 1 - 4	41	47	5	28	0
Lindina Town Wards 1 & 2	19	32	4	16	0
Lisbon Town Wards 1 & 2	22	26	1	9	0
Lyndon Town Wards 1 & 2	8	35	3	24	0
Marion Town	10	18	2	15	0
Necedah Town Wards 1 - 3	173	20	7	21	0
Orange Town	17	16	1	8	0
Plymouth Town Wards 1 & 2	18	24	8	8	0
Seven Mile Creek Town Wards 1 & 2	12	25	2	7	0
Summit Town	8	21	2	6	0
Wonewoc Town Wards 1 & 2	5	21	7	5	0
Camp Douglas Village	5	7	1	6	0
Hustler Village	6	13	0	3	0
Lyndon Station Village	7	15	1	5	0
Necedah Village	29	8	4	8	0
Union Center Village	1	6	1	1	0
Wonewoc Village	8	20	1	9	0
Elroy City Wards 1 - 5	15	25	16	24	0
Mauston City Wards 1 - 10	94	61	24	92	0
New Lisbon City Wards 1 - 6	45	23	8	21	1

Wisconsin State Elections Board
Canvass - Reporting Unit Detail
Fall Republican Primary Election - 09/09/2008

State Assembly, District No. 50

	REP	REP	REP	REP	REP
Anthony Carver					
Ed Brooks					
Craig Buswell					
Todd R. Allbaugh					
Scattering					

Juneau County

Wisconsin Dells City Ward 7	0	0	0	0	0
-----------------------------	---	---	---	---	---

County Totals : **1,706** **623** **580** **115** **387** **1**

Monroe County

Clifton Town	2	10	5	5	0
Glendale Town	6	14	16	9	0
Kendall Village	5	7	15	0	0

County Totals : **94** **13** **31** **36** **14** **0**

Richland County

Marshall Town	1	14	0	45	0
Richland Town Wards 1 - 4	9	28	0	77	0
Rockbridge Town Wards 1 - 3	9	14	0	33	0
Westford Town Wards 1 & 2	8	49	0	19	0
Willow Town	2	18	0	22	0
Cazenovia Village Ward 1	5	23	0	7	0
Richland Center City Ward 1	5	7	0	45	0
Richland Center City Ward 2	0	2	0	18	0
Richland Center City Ward 3	1	3	2	21	0
Richland Center City Ward 4	0	5	0	12	0
Richland Center City Ward 5	9	2	1	34	0
Richland Center City Ward 6	2	7	1	30	0
Richland Center City Ward 7	5	2	0	35	0

Wisconsin State Elections Board
Canvass - Reporting Unit Detail
Fall Republican Primary Election - 09/09/2008

State Assembly, District No. 50

REP	REP	REP	REP	REP
Anthony Carver	Ed Brooks	Craig Buswell	Todd R. Allbaugh	Scattering

Richland County

Richland Center City Ward 8	2	3	1	31	0
Richland Center City Ward 9	2	6	0	23	0
Richland Center City Ward 10	5	4	1	27	0
Richland Center City Ward 11	4	6	0	35	0
Richland Center City Ward 12	10	6	0	23	0

County Totals : 821 79 199 6 537 0

Sauk County

Dellona Town Wards 1 & 2	3	44	1	6	0
Excelsior Town Wards 1 - 3	8	77	2	12	0
Freedom Town	4	33	0	5	0
Ironton Town	6	65	0	19	0
La Valle Town Wards 1 & 2	14	67	3	22	0
Reedsburg Town Wards 1 - 4	8	137	0	17	0
Washington Town	9	79	3	40	0
Westfield Town Wards 1 & 2	3	60	0	6	0
Winfield Town Wards 1 & 2	4	57	1	5	0
Woodland Town	7	31	1	6	1
Cazenovia Village Ward 2	0	3	0	0	0
Ironton Village	2	4	0	4	0
La Valle Village	4	16	0	3	0
Lime Ridge Village	0	16	0	9	0
Loganville Village	2	23	0	4	0
North Freedom Village	3	19	2	3	0
Rock Springs Village	0	10	2	4	0

**Wisconsin State Elections Board
Canvass - Reporting Unit Detail
Fall Republican Primary Election - 09/09/2008**

State Assembly, District No. 50

REP	REP	REP	REP	REP
Anthony Carver	Ed Brooks	Craig Buswell	Todd R. Allbaugh	Scattering

Sauk County

Reedsburg City Wards 1 - 3 & 13	18	55	0	7	0
Reedsburg City Wards 4, 6, 11 & 14	17	88	0	15	0
Reedsburg City Wards 5, 9, 12 & 16	7	54	0	8	0
Reedsburg City Wards 7, 8, 10 & 15	15	122	2	28	0

County Totals :	1,435	134	1,060	17	223	1
Office Totals :	4,056	849	1,870	174	1,161	2

**Wisconsin State Elections Board
Canvass - Reporting Unit Detail
Fall Republican Primary Election - 09/09/2008**

State Assembly, District No. 51

REP	REP
Nathan R. Russell	Scattering

Iowa County

Arena Town Wards 1 & 2	13	0
Brigham Town Wards 1 - 3	3	0
Clyde Town Wards 1 - 3	6	0
Dodgeville Town Wards 1 - 3	26	0
Eden Town	9	0
Highland Town Wards 1 & 2	8	0
Linden Town Wards 1 - 3	31	0
Mifflin Town Wards 1 & 2	20	0
Mineral Point Town Wards 1 & 2	89	0
Moscow Town Wards 1 & 2	4	0
Pulaski Town	5	0
Ridgeway Town Wards 1 & 2	2	0
Waldwick Town	29	0
Wyoming Town	5	0
Arena Village	9	0
Avoca Village	8	0
Barneveld Village Wards 1 & 2	12	0
Blanchardville Village Ward 2	1	0
Cobb Village	17	0
Highland Village	9	0
Hollandale Village	4	0
Linden Village	5	0
Rewey Village	10	0
Ridgeway Village	7	0
Dodgeville City Wards 1 & 2	17	0
Dodgeville City Wards 3 & 4	8	0
Dodgeville City Wards 5 & 6	6	0
Dodgeville City Wards 7 & 8	24	0

Wisconsin State Elections Board
Canvass - Reporting Unit Detail
Fall Republican Primary Election - 09/09/2008

State Assembly, District No. 51

	REP	REP
Nathan R. Russell		Scattering

Iowa County

Mineral Point City Ward 1	36	0
Mineral Point City Ward 2	52	0
Mineral Point City Wards 3 & 4	52	0
Mineral Point City Wards 5 & 6	26	0

County Totals : 553 553 0

Lafayette County

Argyle Town Wards 1 & 2	17	0
Belmont Town Wards 1 & 2	23	0
Blanchard Town	17	0
Darlington Town Wards 1 & 2	66	0
Elk Grove Town	26	0
Fayette Town	36	0
Gratiot Town	27	0
Kendall Town	15	0
Lamont Town	28	0
Monticello Town	11	0
New Diggings Town	27	0
Seymour Town	32	0
Shullsburg Town	25	0
White Oak Springs Town	12	0
Willow Springs Town	40	0
Wiota Town	29	1
Argyle Village	20	0
Belmont Village	64	0

Wisconsin State Elections Board
Canvass - Reporting Unit Detail
Fall Republican Primary Election - 09/09/2008

State Assembly, District No. 51

	REP	REP
Nathan R. Russell		Scattering

Lafayette County

Blanchardville Village Ward 1	5	0
Gratiot Village	4	0
Darlington City Wards 1 - 6	117	3
Shullsburg City Wards 1 - 3	90	0

County Totals : **735** **731** **4**

Richland County

Buena Vista Town Wards 1 & 2	25	0
Ithaca Town	22	0
Lone Rock Village Wards 1 & 2	18	0

County Totals : **65** **65** **0**

Sauk County

Bear Creek Town	5	0
Franklin Town Wards 1 - 3	8	0
Honey Creek Town	4	0
Prairie du Sac Town Wards 1 - 3	10	0
Spring Green Town Wards 1 - 4	10	0
Sumpter Town Wards 1 - 3	17	0
Troy Town	6	0
Plain Village	13	0
Prairie du Sac Village Wards 1 - 5	45	0
Sauk City Village Wards 1 - 4	19	0

**Wisconsin State Elections Board
Canvass - Reporting Unit Detail
Fall Republican Primary Election - 09/09/2008**

State Assembly, District No. 51

	REP	REP
Nathan R. Russell		Scattering

Sauk County

Spring Green Village Wards 1 & 2	13	0
----------------------------------	----	---

County Totals : 150 150 0

Office Totals : 1,503 1,499 4

Wisconsin State Elections Board
Canvass - Reporting Unit Detail
Fall Republican Primary Election - 09/09/2008

State Assembly, District No. 52

REP	REP	REP
Scott Matthew	John Townsend	Scattering

Fond du Lac County

Eldorado Town Wards 1 - 3	23	66	0
Friendship Town Wards 1 - 4	57	137	1
Taycheedah Town Wards 1 - 5	144	377	0
North Fond du Lac Village Wards 1 - 7	63	153	0
Fond du Lac City Ward 1	31	39	0
Fond du Lac City Ward 2	49	123	1
Fond du Lac City Ward 3	23	58	0
Fond du Lac City Ward 4	23	54	0
Fond du Lac City Ward 5	27	64	0
Fond du Lac City Ward 6	26	49	0
Fond du Lac City Ward 7	17	57	0
Fond du Lac City Ward 8	40	103	0
Fond du Lac City Ward 9	118	170	0
Fond du Lac City Ward 10	61	153	0
Fond du Lac City Ward 11	47	135	0
Fond du Lac City Ward 12	50	126	0
Fond du Lac City Ward 13	58	131	0
Fond du Lac City Ward 14	64	164	0
Fond du Lac City Ward 15	42	133	0
Fond du Lac City Ward 16	9	19	0

County Totals : **3,285** **972** **2,311** **2**

Office Totals : **3,285** **972** **2,311** **2**

Wisconsin State Elections Board
Canvass - Reporting Unit Detail
Fall Republican Primary Election - 09/09/2008

State Assembly, District No. 53

REP	REP	REP	REP	REP	REP
Mike Christianson	Richard J Spanbauer	Mike Hatch	Jacob Burns	Cecil Streeter	Scatterling

Dodge County

Waupun City Wards 1 - 3 & 8	9	36	52	2	20	1	
Waupun City Wards 4 - 7	11	16	51	0	18	0	
County Totals :	216	20	52	103	2	38	1

Fond du Lac County

Byron Town Wards 1 & 2	7	38	49	4	19	0
Empire Town Wards 1 - 3	21	58	152	3	22	0
Fond du Lac Town Wards 1 - 3	23	84	85	0	16	0
Lamartine Town Wards 1 - 3	11	40	44	3	6	0
Oakfield Town	1	16	11	1	5	0
Rosendale Town	2	23	24	0	3	0
Springvale Town	8	17	21	1	5	0
Waupun Town Wards 1 & 2	6	40	27	0	10	0
Oakfield Village Wards 1 & 2	7	38	47	0	5	0
Rosendale Village	7	25	43	0	7	0
Fond du Lac City Ward 17	0	0	0	0	0	0
Fond du Lac City Ward 18	0	0	0	0	0	0
Fond du Lac City Ward 19	2	0	2	0	3	0
Fond du Lac City Ward 20	0	0	0	0	0	0
Fond du Lac City Ward 21	0	0	0	0	0	0
Fond du Lac City Ward 22	0	0	1	0	0	0
Fond du Lac City Ward 23	2	0	0	0	0	0
Fond du Lac City Ward 24	0	0	0	0	0	0
Fond du Lac City Ward 25	0	0	0	0	0	0
Fond du Lac City Ward 26	0	0	2	0	0	0

Wisconsin State Elections Board
Canvass - Reporting Unit Detail
Fall Republican Primary Election - 09/09/2008

State Assembly, District No. 53

REP	REP	REP	REP	REP	REP
Mike Christianson	Richard J Spanbauer	Mike Hatch	Jacob Burns	Cecil Streeter	Scatterling

Fond du Lac County

Fond du Lac City Ward 27	0	1	0	0	0	0
Fond du Lac City Ward 28	0	0	0	0	0	0
Fond du Lac City Ward 29	0	0	0	0	0	0
Fond du Lac City Ward 30	0	0	0	0	0	0
Fond du Lac City Ward 31	0	0	0	0	0	0
Fond du Lac City Ward 32	0	0	0	0	1	0
Fond du Lac City Ward 33	0	0	0	0	0	0
Fond du Lac City Ward 34	0	0	0	0	0	0
Fond du Lac City Ward 35	0	0	0	0	0	0
Fond du Lac City Ward 36	0	0	0	0	0	0
Fond du Lac City Ward 37	0	0	0	0	0	0
Fond du Lac City Ward 38	0	0	0	0	0	0
Waupun City Wards 9 & 10	14	38	57	0	5	0
Waupun City Wards 11 & 12	5	14	24	0	8	0

County Totals : 1,264 116 432 589 12 115 0

Winnebago County

Algoma Town Wards 1 - 10 & 12	107	169	71	0	108	1
Black Wolf Town Wards 1 - 3	42	53	40	3	36	0
Nekimi Town Wards 1 & 2	75	50	27	0	9	0
Nepeuskun Town	8	16	7	0	3	0
Omro Town Wards 1 - 3	13	75	30	2	17	0
Oshkosh Town Wards 1 - 6	25	49	30	0	27	0
Rushford Town Wards 1 & 2	5	34	13	0	6	0
Utica Town Wards 1 & 2	97	54	9	0	18	0

Wisconsin State Elections Board
Canvass - Reporting Unit Detail
Fall Republican Primary Election - 09/09/2008

State Assembly, District No. 53

REP	REP	REP	REP	REP	REP
Mike Christianson	Richard J Spanbauer	Mike Hatch	Jacob Burns	Cecil Streeter	Scattering

Winnebago County

Omro City Wards 1 - 7	37	48	29	3	27	0
Oshkosh City Ward 3	23	20	17	1	4	0
Oshkosh City Ward 4	13	7	4	1	6	0
Oshkosh City Ward 5	2	2	3	0	3	0
Oshkosh City Ward 6	1	2	0	0	1	0
Oshkosh City Ward 7	3	33	15	0	46	0
Oshkosh City Ward 9	14	13	7	1	4	0
Oshkosh City Ward 34	0	0	0	0	0	0
Oshkosh City Ward 35	2	6	0	0	1	0
Oshkosh City Ward 36	0	0	0	0	0	0
Oshkosh City Ward 37	0	0	0	0	0	0
Oshkosh City Ward 38	0	0	0	0	0	0
Oshkosh City Ward 39	0	0	0	0	0	0
Oshkosh City Ward 40	1	0	0	0	0	0

County Totals :	1,729	468	631	302	11	316	1
Office Totals :	3,209	604	1,115	994	25	469	2

Wisconsin State Elections Board
Canvass - Reporting Unit Detail
Fall Republican Primary Election - 09/09/2008

State Assembly, District No. 54

REP	REP
Mark Reiff	Scattering

Winnebago County

Oshkosh City Ward 1	56	0
Oshkosh City Ward 2	26	0
Oshkosh City Ward 8	51	0
Oshkosh City Ward 10	15	0
Oshkosh City Ward 11	26	0
Oshkosh City Ward 12	13	0
Oshkosh City Ward 13	0	0
Oshkosh City Ward 14	2	0
Oshkosh City Ward 15	7	0
Oshkosh City Ward 16	12	0
Oshkosh City Ward 17	31	0
Oshkosh City Ward 18	16	0
Oshkosh City Ward 19	28	0
Oshkosh City Ward 20	20	0
Oshkosh City Ward 21	8	0
Oshkosh City Ward 22	18	0
Oshkosh City Ward 23	26	0
Oshkosh City Ward 24	39	0
Oshkosh City Ward 25	8	0
Oshkosh City Ward 26	55	0
Oshkosh City Ward 27	25	0
Oshkosh City Ward 28	40	0
Oshkosh City Ward 29	40	0
Oshkosh City Ward 30	13	0
Oshkosh City Ward 31	34	1
Oshkosh City Ward 32	50	0
Oshkosh City Ward 33	47	0

**Wisconsin State Elections Board
Canvass - Reporting Unit Detail
Fall Republican Primary Election - 09/09/2008**

State Assembly, District No. 54

	REP	REP
	Mark Reiff	Scattering

County Totals : 707 706 1

Office Totals : 707 706 1

**Wisconsin State Elections Board
 Canvass - Reporting Unit Detail
 Fall Republican Primary Election - 09/09/2008**

State Assembly, District No. 55

REP	REP
Dean R. Kaufert	Scattering

Winnebago County

Menasha Town Wards 3 & 4	29	0
Menasha Town Wards 5 & 6	55	0
Menasha Town Wards 7, 8, 10 & 13	53	0
Menasha Town Wards 9, 11 & 12	31	0
Appleton City Ward 38	43	0
Appleton City Ward 39	1	0
Appleton City Ward 49	0	0
Menasha City Wards 1 & 2	31	0
Menasha City Wards 3, 4, 7, 12 & 13	46	0
Menasha City Wards 5, 6 & 22	42	0
Menasha City Wards 8 - 10, 14 & 18	25	0
Neenah City Wards 1 - 4	59	0
Neenah City Wards 5 - 8	41	0
Neenah City Wards 9 - 12	57	0
Neenah City Wards 13 - 16	52	0
Neenah City Wards 17 - 20	58	0
Neenah City Wards 21 - 24	51	0

County Totals : **674** **674** **0**

Office Totals : **674** **674** **0**

**Wisconsin State Elections Board
Canvass - Reporting Unit Detail
Fall Republican Primary Election - 09/09/2008**

State Assembly, District No. 56

	REP	REP
Roger Roth		Scattering

Outagamie County

Center Town Wards 1 - 5	53	0
Dale Town Wards 1 - 4	53	0
Grand Chute Town Wards 1, 6 - 8	108	0
Grand Chute Town Wards 2 - 5	85	0
Grand Chute Town Wards 9 & 11	46	0
Grand Chute Town Wards 10, 12 & 13	109	0
Greenville Town Wards 1 - 8	112	0
Little Chute Village Ward 14	0	0
Appleton City Ward 30	33	0
Appleton City Ward 31	45	0
Appleton City Ward 32	37	0
Appleton City Ward 51	0	0
Appleton City Ward 52	0	0
Appleton City Ward 54	0	0
Appleton City Ward 56	0	0
Appleton City Ward 57	0	2
Appleton City Ward 59	0	0
Appleton City Ward 60	0	0
Appleton City Ward 61	0	0
Appleton City Ward 62	0	0
Appleton City Ward 63	0	0

County Totals : **683 681 2**

Winnebago County

Clayton Town Wards 1 - 4	37	1
--------------------------	----	---

**Wisconsin State Elections Board
 Canvass - Reporting Unit Detail
 Fall Republican Primary Election - 09/09/2008**

State Assembly, District No. 56

	REP	REP
Roger Roth		
		Scattering

Winnebago County

Menasha Town Ward 1	18	0
Menasha Town Ward 2	31	0
Neenah Town Wards 1 - 5	46	0
Poygan Town Wards 1 & 2	22	0
Vinland Town Wards 1 - 3	30	0
Winchester Town Wards 1 & 2	51	0
Winneconne Town Wards 1 - 3	32	0
Wolf River Town Wards 1 & 2	17	0
Winneconne Village Wards 1 - 4	37	0
Neenah City Wards 25, 26, 31 & 34	6	0
Neenah City Wards 27, 28, 33 & 35	2	0
Neenah City Wards 29 & 32	0	0
Neenah City Ward 30	0	0

County Totals : **330** **329** **1**

Office Totals : **1,013** **1,010** **3**

Wisconsin State Elections Board
Canvass - Reporting Unit Detail
Fall Republican Primary Election - 09/09/2008

State Assembly, District No. 57

REP	REP	REP
Peter Stueck	Jo Egelhoff	Scattering

Outagamie County

Little Chute Village Ward 3	0	4	0
Appleton City Ward 1	21	58	0
Appleton City Ward 2	17	18	0
Appleton City Ward 3	35	84	0
Appleton City Ward 4	6	16	0
Appleton City Ward 5	5	43	0
Appleton City Ward 6	11	68	0
Appleton City Ward 7	20	85	0
Appleton City Ward 8	6	41	0
Appleton City Ward 9	6	69	0
Appleton City Ward 10	12	70	0
Appleton City Ward 11	3	45	0
Appleton City Ward 15	7	25	0
Appleton City Ward 16	25	125	1
Appleton City Ward 17	17	132	0
Appleton City Ward 18	19	119	0
Appleton City Ward 19	19	85	0
Appleton City Ward 20	6	38	0
Appleton City Ward 21	2	5	0
Appleton City Ward 22	25	90	0
Appleton City Ward 23	44	77	0
Appleton City Ward 24	30	91	0
Appleton City Ward 25	15	43	0
Appleton City Ward 26	5	27	0
Appleton City Ward 27	7	32	0
Appleton City Ward 28	15	63	0
Appleton City Ward 29	19	168	0
Appleton City Ward 33	16	74	0

**Wisconsin State Elections Board
 Canvass - Reporting Unit Detail
 Fall Republican Primary Election - 09/09/2008**

State Assembly, District No. 57

REP	REP	REP
Peter Stueck	Jo Egelhoff	Scattering

Outagamie County

Appleton City Ward 34	6	29	0
Appleton City Ward 35	15	102	0
Appleton City Ward 36	19	83	0
Appleton City Ward 37	11	42	0
Appleton City Ward 50	0	0	0
Appleton City Ward 53	0	0	0

County Totals :	2,516	464	2,051	1
Office Totals :	2,516	464	2,051	1

**Wisconsin State Elections Board
 Canvass - Reporting Unit Detail
 Fall Republican Primary Election - 09/09/2008**

State Assembly, District No. 58

	REP	REP
Pat Strachota		
Scattering		

Washington County

Addison Town Wards 1 - 6	178	0
Hartford Town Ward 5	42	0
Jackson Town Wards 1 - 5	330	2
Polk Town Wards 1 - 4, 6 & 7	256	1
Trenton Town Wards 3 & 4	71	0
West Bend Town Wards 1 - 9	428	3
Jackson Village Wards 1 - 12	326	1
Slinger Village Wards 1 - 8 & 10	197	0
West Bend City Wards 1 & 12	244	1
West Bend City Wards 2, 3 & 5	170	3
West Bend City Wards 4, 11, 22 & 29	147	2
West Bend City Wards 6, 7, 24, 31 & 35	360	2
West Bend City Wards 8 - 10	253	3
West Bend City Wards 13 - 15	123	1
West Bend City Wards 16, 18 & 21	130	3
West Bend City Wards 17, 19, 20, 23, 25 & 26	362	2

County Totals : **3,641** **3,617** **24**

Office Totals : **3,641** **3,617** **24**

Wisconsin State Elections Board
Canvass - Reporting Unit Detail
Fall Republican Primary Election - 09/09/2008

State Assembly, District No. 59

REP	REP	REP
Daniel R. LeMahieu	Karl McCarty	Scattering

Dodge County

Theresa Town Wards 1 & 2	20	34	0
Theresa Village Wards 1 - 3	22	52	0

County Totals : 128 42 86 0

Fond du Lac County

Ashford Town Wards 1 - 3	59	189	0
Auburn Town Wards 1 - 3	93	123	0
Eden Town	50	102	0
Osceola Town Wards 1 & 2	68	119	0
Campbellsport Village Wards 1 - 4	43	219	0
Eden Village	13	71	0
Kewaskum Village Ward 5	0	0	0

County Totals : 1,149 326 823 0

Ozaukee County

Belgium Town Wards 1 - 3	78	71	0
Fredonia Town Wards 1 - 3	193	69	0
Saukville Town Ward 1	55	20	0
Belgium Village Wards 1 & 2	138	38	0
Fredonia Village Wards 1 & 2	158	77	1

County Totals : 898 622 275 1

Wisconsin State Elections Board
Canvass - Reporting Unit Detail
Fall Republican Primary Election - 09/09/2008

State Assembly, District No. 59

REP	REP	REP
Daniel R. LeMahieu	Karl McCarty	Scattering

Sheboygan County

Holland Town Wards 1 - 4	420	45	0
Lima Town Wards 1 - 4	411	24	0
Lyndon Town Wards 1 & 2	126	32	0
Mitchell Town Wards 1 & 2	58	36	0
Scott Town Wards 1 & 2	121	46	0
Sherman Town Wards 1 & 2	82	45	0
Wilson Town Wards 1 - 4	258	26	0
Adell Village	37	11	0
Cascade Village	38	10	0
Cedar Grove Village Wards 1 & 2	346	25	0
Oostburg Village Wards 1 - 4	825	22	0
Random Lake Village Wards 1 & 2	102	25	0
Waldo Village	47	7	0
Sheboygan City Ward 18	0	0	0
Sheboygan City Ward 19	0	0	0
Sheboygan City Ward 23	0	0	0
Sheboygan City Ward 25	0	0	0

County Totals : **3,225** **2,871** **354** **0**

Washington County

Barton Town Wards 1 - 4	219	88	0
Farmington Town Wards 1 - 4	256	90	0
Kewaskum Town Wards 1 & 2	112	61	0
Wayne Town Wards 1 - 3	148	80	0
Kewaskum Village Wards 1 - 4 & 6	220	97	0

**Wisconsin State Elections Board
 Canvass - Reporting Unit Detail
 Fall Republican Primary Election - 09/09/2008**

State Assembly, District No. 59

REP	REP	REP
Daniel R. LeMahieu	Karl McCarty	Scattering

Washington County

West Bend City Ward 27	0	0	0
West Bend City Ward 30	0	0	0
West Bend City Ward 32	0	0	0
West Bend City Wards 33 & 36	0	0	0

County Totals : **1,371** **955** **416** **0**

Office Totals : **6,771** **4,816** **1,954** **1**

**Wisconsin State Elections Board
Canvass - Reporting Unit Detail
Fall Republican Primary Election - 09/09/2008**

State Assembly, District No. 6

	REP	REP
Gary Tauchen		Scattering

Oconto County

Abrams Town Wards 1 - 4	105	0
Bagley Town	24	0
Brazeau Town Wards 1 - 3	64	0
Breed Town	21	0
Gillett Town Wards 1 & 2	52	0
How Town Wards 1 - 3	43	0
Maple Valley Town Wards 1 & 2	35	0
Morgan Town	59	1
Oconto Falls Town Wards 1 & 2	106	2
Spruce Town Wards 1 & 2	103	0
Underhill Town	36	0
Suring Village	33	0
Gillett City Wards 1 - 4	75	0
Oconto Falls City Wards 1 - 5	226	1

County Totals : 986 982 4

Outagamie County

Bovina Town Wards 1 & 2	17	0
Deer Creek Town Wards 1 & 2	15	0
Ellington Town Wards 1 - 4	31	0
Liberty Town	13	0
Maine Town	12	0
Maple Creek Town	15	0
Bear Creek Village	5	0
Shiocton Village	16	0

**Wisconsin State Elections Board
Canvass - Reporting Unit Detail
Fall Republican Primary Election - 09/09/2008**

State Assembly, District No. 6

	REP	REP
Gary Tauchen		
Scattering		

Outagamie County

County Totals : **124 124 0**

Shawano County

Angelica Town Wards 1 - 3	34	0
Belle Plaine Town Wards 1 - 3	219	0
Grant Town Wards 1 & 2	27	0
Green Valley Town Wards 1 & 2	59	0
Hartland Town	48	0
Herman Town Wards 1 & 2	74	0
Lessor Town Wards 1 & 2	43	0
Morris Town Wards 1 & 2	15	0
Navarino Town	28	0
Pella Town	55	0
Richmond Town Wards 1 - 3	334	2
Seneca Town	25	0
Washington Town Wards 1 & 2	163	0
Waukechon Town Wards 1 & 2	126	0
Wescott Town Wards 1 - 5	406	1
Bonduel Village Wards 1 & 2	119	0
Bowler Village	16	0
Cecil Village	38	0
Gresham Village	15	0
Shawano City Wards 1 & 2	220	1
Shawano City Wards 3 & 4	119	1
Shawano City Wards 5 & 6	108	4

**Wisconsin State Elections Board
 Canvass - Reporting Unit Detail
 Fall Republican Primary Election - 09/09/2008**

State Assembly, District No. 6

	REP	REP
Gary Tauchen		
Scattering		

Shawano County

Shawano City Wards 7 & 8	120	1
Shawano City Wards 9 & 10	190	0
Shawano City Wards 11 & 12	244	0

County Totals : **2,855 2,845 10**

Waupaca County

Matteson Town	14	0
Embarrass Village	18	0

County Totals : **32 32 0**

Office Totals : **3,997 3,983 14**

Wisconsin State Elections Board
Canvass - Reporting Unit Detail
Fall Republican Primary Election - 09/09/2008

State Assembly, District No. 60

REP	REP
Mark Gottlieb	Scattering

Ozaukee County

Cedarburg Town Wards 1, 2 & 10	153	0
Cedarburg Town Wards 3 & 4	158	0
Cedarburg Town Wards 5 & 6	158	1
Cedarburg Town Wards 7 - 9	160	0
Grafton Town Wards 1, 2 & 6	196	0
Grafton Town Wards 3 - 5 & 7	158	1
Port Washington Town Wards 1 & 2	101	1
Saukville Town Wards 2 - 5	97	0
Grafton Village Ward 1	39	0
Grafton Village Ward 2	49	0
Grafton Village Ward 3	33	0
Grafton Village Ward 4	65	0
Grafton Village Ward 5	104	0
Grafton Village Ward 6	63	0
Grafton Village Ward 7	38	2
Grafton Village Ward 8	83	0
Grafton Village Ward 9	49	1
Grafton Village Wards 10 & 11	97	0
Grafton Village Ward 12	68	0
Grafton Village Ward 13	81	0
Newburg Village Ward 3	5	0
Saukville Village Wards 1, 6 & 7	91	0
Saukville Village Wards 2 - 5 & 8	98	0
Cedarburg City Wards 1 & 2	191	0
Cedarburg City Wards 3 & 4	153	1
Cedarburg City Wards 5 & 6	145	4
Cedarburg City Wards 7 & 8	102	1
Cedarburg City Wards 9 & 10	165	2

**Wisconsin State Elections Board
Canvass - Reporting Unit Detail
Fall Republican Primary Election - 09/09/2008**

State Assembly, District No. 60

	REP	REP
Mark Gottlieb		
		Scattering

Ozaukee County

Cedarburg City Wards 11 & 12	167	0
Cedarburg City Wards 13 & 14	191	0
Mequon City Ward 2	95	0
Port Washington City Ward 1	103	0
Port Washington City Wards 2 & 3	76	0
Port Washington City Wards 4 & 5	68	0
Port Washington City Ward 6	65	1
Port Washington City Wards 7 & 8	123	1
Port Washington City Wards 9 & 10	92	1
Port Washington City Ward 11	82	2

County Totals : **3,981 3,962 19**

Washington County

Trenton Town Wards 1, 2, 5 - 7	252	0
Newburg Village Wards 1 & 2	63	0
West Bend City Wards 28 & 34	0	0

County Totals : **315 315 0**

Office Totals : **4,296 4,277 19**

**Wisconsin State Elections Board
 Canvass - Reporting Unit Detail
 Fall Republican Primary Election - 09/09/2008**

State Assembly, District No. 61

REP
Scattering

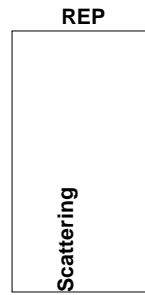
Racine County

Mount Pleasant Village Ward 22	0
North Bay Village	0
Wind Point Village Wards 1 - 3	0
Racine City Ward 1	0
Racine City Ward 2	0
Racine City Ward 3	0
Racine City Ward 4	0
Racine City Ward 5	0
Racine City Ward 6	1
Racine City Ward 7	0
Racine City Ward 9	0
Racine City Ward 10	0
Racine City Ward 11	0
Racine City Ward 12	0
Racine City Ward 13	0
Racine City Ward 14	0
Racine City Ward 15	1
Racine City Ward 16	0
Racine City Ward 17	0
Racine City Ward 18	1
Racine City Ward 19	1
Racine City Ward 20	0
Racine City Ward 22	1
Racine City Ward 27	1
Racine City Ward 33	0
Racine City Ward 34	1

County Totals : 7 7

Wisconsin State Elections Board
Canvass - Reporting Unit Detail
Fall Republican Primary Election - 09/09/2008

State Assembly, District No. 61



Office Totals : 7 7

**Wisconsin State Elections Board
 Canvass - Reporting Unit Detail
 Fall Republican Primary Election - 09/09/2008**

State Assembly, District No. 62

REP	
Scattering	

Racine County

Elmwood Park Village	2
Mount Pleasant Village Wards 1, 2 & 16	0
Mount Pleasant Village Wards 3 - 5 & 7	7
Mount Pleasant Village Wards 10 - 12	5
Mount Pleasant Village Ward 14	0
Mount Pleasant Village Wards 17, 18 & 20	3
Mount Pleasant Village Wards 19, 21 & 23	0
Sturtevant Village Wards 1 - 6	3
Racine City Ward 8	0
Racine City Ward 21	1
Racine City Ward 23	1
Racine City Ward 24	1
Racine City Ward 25	0
Racine City Ward 26	0
Racine City Ward 28	4
Racine City Ward 29	0
Racine City Ward 30	2
Racine City Ward 31	1
Racine City Ward 32	0

County Totals : 30 30

Office Totals : 30 30

**Wisconsin State Elections Board
 Canvass - Reporting Unit Detail
 Fall Republican Primary Election - 09/09/2008**

State Assembly, District No. 63

	REP	REP
Robin J. Vos		Scattering

Racine County

Dover Town Wards 1 - 8	91	0
Norway Town Wards 1 - 11	178	0
Raymond Town Wards 1 - 5	68	0
Rochester Town Wards 1 - 5	47	0
Yorkville Town Wards 1 - 5	48	0
Caledonia Village Wards 1 - 3	84	0
Caledonia Village Wards 4, 20 & 21	71	0
Caledonia Village Wards 5, 6 & 18	85	0
Caledonia Village Wards 7 - 9 & 19	92	0
Caledonia Village Wards 10 - 12, 16 & 17	138	0
Caledonia Village Wards 13 - 15	96	0
Mount Pleasant Village Ward 6	27	1
Mount Pleasant Village Wards 8 & 9	74	0
Mount Pleasant Village Wards 13 & 15	33	0
Rochester Village Wards 1 & 2	23	0
Union Grove Village Wards 1 - 7	98	0

County Totals : **1,254** **1,253** **1**

Office Totals : **1,254** **1,253** **1**

**Wisconsin State Elections Board
 Canvass - Reporting Unit Detail
 Fall Republican Primary Election - 09/09/2008**

State Assembly, District No. 64

REP
Scattering

Kenosha County

Somers Town Ward 8	1
Kenosha City Ward 1	0
Kenosha City Ward 2	0
Kenosha City Ward 3	1
Kenosha City Ward 4	1
Kenosha City Ward 7	2
Kenosha City Ward 8	3
Kenosha City Ward 9	0
Kenosha City Ward 10	0
Kenosha City Ward 11	1
Kenosha City Ward 12	0
Kenosha City Ward 13	0
Kenosha City Ward 14	0
Kenosha City Ward 15	2
Kenosha City Ward 19	0
Kenosha City Ward 20	0
Kenosha City Ward 21	0
Kenosha City Ward 22	0
Kenosha City Ward 29	3
Kenosha City Ward 31	3
Kenosha City Ward 32	0

County Totals : 17 17

Office Totals : 17 17

**Wisconsin State Elections Board
 Canvass - Reporting Unit Detail
 Fall Republican Primary Election - 09/09/2008**

State Assembly, District No. 65

	REP	REP
Alex Tiannybok		
	Scattering	

Kenosha County

Bristol Town Ward 6	12	0
Pleasant Prairie Village Wards 1 - 3	40	1
Pleasant Prairie Village Wards 4 & 5	25	0
Pleasant Prairie Village Wards 6 & 7	37	1
Pleasant Prairie Village Wards 8 - 11	34	2
Pleasant Prairie Village Wards 12 & 13	39	1
Kenosha City Ward 5	39	0
Kenosha City Ward 6	19	0
Kenosha City Ward 16	4	0
Kenosha City Ward 17	25	0
Kenosha City Ward 18	16	0
Kenosha City Ward 23	13	0
Kenosha City Ward 24	13	0
Kenosha City Ward 25	28	0
Kenosha City Ward 26	28	0
Kenosha City Ward 27	29	0
Kenosha City Ward 28	20	0
Kenosha City Ward 30	25	0
Kenosha City Ward 33	16	0
Kenosha City Ward 34	32	0

County Totals : 499 494 5

Office Totals : 499 494 5

**Wisconsin State Elections Board
Canvass - Reporting Unit Detail
Fall Republican Primary Election - 09/09/2008**

State Assembly, District No. 66

REP	REP
Samantha Kerkman	Scattering

Kenosha County

Brighton Town Wards 1 - 3	19	0
Bristol Town Wards 1 - 4 & 8	30	0
Bristol Town Ward 5	5	0
Bristol Town Ward 7	1	0
Paris Town Wards 1 & 2	16	0
Randall Town Wards 1 - 5	42	0
Salem Town Wards 1, 7, 11 - 15	256	1
Salem Town Wards 2 & 5	11	0
Salem Town Wards 3, 4, 6, 8 - 10	43	0
Somers Town Wards 1 - 4, 9 - 11	43	0
Somers Town Wards 5, 6 & 12	22	0
Somers Town Ward 7	6	0
Genoa City Village Wards 4 & 5	0	0
Paddock Lake Village Wards 1 - 3 & 5	108	1
Paddock Lake Village Ward 4	3	0
Silver Lake Village Wards 1 - 3	21	0
Twin Lakes Village Wards 1 - 12	47	0
Kenosha City Ward 35	2	0
Kenosha City Ward 36	3	0
Kenosha City Ward 37	0	0
Kenosha City Ward 38	0	0
Kenosha City Ward 39	0	0
Kenosha City Ward 40	0	0
Kenosha City Ward 41	1	0
Kenosha City Ward 42	0	0
Kenosha City Ward 43	1	0
Kenosha City Ward 44	2	0
Kenosha City Ward 45	0	0

**Wisconsin State Elections Board
Canvass - Reporting Unit Detail
Fall Republican Primary Election - 09/09/2008**

State Assembly, District No. 66

	REP	REP
Samantha Kerkman		
Scattering		

Kenosha County

Kenosha City Ward 46	0	0
Kenosha City Ward 47	0	0
Kenosha City Ward 48	0	0
Kenosha City Ward 49	0	0
Kenosha City Ward 50	0	0
Kenosha City Ward 51	0	0
Kenosha City Ward 52	0	0
Kenosha City Ward 53	0	0
Kenosha City Ward 54	0	0
Kenosha City Ward 55	0	0
Kenosha City Ward 56	0	0
Kenosha City Ward 57	0	0
Kenosha City Ward 58	0	0
Kenosha City Ward 59	0	0
Kenosha City Ward 60	0	0
Kenosha City Ward 61	0	0
Kenosha City Ward 62	0	0
Kenosha City Ward 63	0	0
Kenosha City Ward 64	0	0
Kenosha City Ward 65	0	0
Kenosha City Ward 66	0	0
Kenosha City Ward 67	0	0
Kenosha City Ward 68	0	0
Kenosha City Ward 69	0	0
Kenosha City Ward 70	0	0
Kenosha City Ward 72	0	0

County Totals : 684 682 2

**Wisconsin State Elections Board
 Canvass - Reporting Unit Detail
 Fall Republican Primary Election - 09/09/2008**

State Assembly, District No. 66

	REP	REP
Samantha Kerkman		
Scattering		

Racine County

Burlington Town Wards 1 - 8	74	0
Burlington Town Wards 9 - 12	50	0
Burlington City Wards 1 - 8	66	0
Burlington City Wards 9 - 16	81	1

County Totals : **272 271 1**

Walworth County

Burlington City Ward 17	0	0
-------------------------	---	---

County Totals : **0 0 0**

Office Totals : **956 953 3**

**Wisconsin State Elections Board
Canvass - Reporting Unit Detail
Fall Republican Primary Election - 09/09/2008**

State Assembly, District No. 67

REP
Scattering

Barron County

Dallas Town Wards 1 & 2	3
Dovre Town	13
Sioux Creek Town	8
Dallas Village	4
New Auburn Village Ward 2	0

County Totals : 28 28

Chippewa County

Anson Town Wards 1 - 3	62
Arthur Town	16
Auburn Town	18
Birch Creek Town	31
Bloomer Town	23
Cleveland Town	27
Colburn Town	14
Cooks Valley Town	19
Eagle Point Town Wards 1 - 4	107
Estella Town	14
Goetz Town Wards 1 & 2	17
Howard Town	14
Lake Holcombe Town Wards 1 & 2	45
Ruby Town	1
Sampson Town	25
Tilden Town Wards 1 - 3	42
Woodmohr Town Wards 1 - 3	31

Wisconsin State Elections Board
Canvass - Reporting Unit Detail
Fall Republican Primary Election - 09/09/2008

State Assembly, District No. 67

REP
Scattering

Chippewa County

Cadott Village Wards 1 & 2	18
New Auburn Village Ward 1	4
Bloomer City Wards 1 - 4	46
Chippewa Falls City Ward 1	39
Chippewa Falls City Ward 2	54
Chippewa Falls City Ward 3	76
Chippewa Falls City Ward 4	36
Chippewa Falls City Ward 5	31
Chippewa Falls City Ward 6	27
Chippewa Falls City Ward 7	44
Cornell City Wards 1 - 4	52

County Totals : 933 933

Dunn County

Colfax Town Wards 1 - 3	12
Elk Mound Town Wards 1 - 3	30
Grant Town	12
Hay River Town Wards 1 & 2	9
New Haven Town	10
Otter Creek Town	5
Red Cedar Town Wards 1 - 3	34
Sand Creek Town	9
Sheridan Town	6
Sherman Town	8
Spring Brook Town Wards 1 - 3	15

**Wisconsin State Elections Board
 Canvass - Reporting Unit Detail
 Fall Republican Primary Election - 09/09/2008**

State Assembly, District No. 67

REP	
Scattering	

Dunn County

Tainter Town Wards 1 - 3	34
Tiffany Town Wards 1 - 3	11
Wilson Town	10
Boyceville Village	5
Colfax Village Wards 1 & 2	10
Downing Village	0
Elk Mound Village	9
Ridgeland Village	0
Wheeler Village	0

County Totals : 229 229

Office Totals : 1,190 1,190

**Wisconsin State Elections Board
Canvass - Reporting Unit Detail
Fall Republican Primary Election - 09/09/2008**

State Assembly, District No. 68

	REP	REP
Terry Moulton		
Scattering		

Chippewa County

Hallie Town Wards 1 & 2	5	2
Lafayette Town Wards 1 - 7	50	4
Wheaton Town Wards 1 - 3	26	0
Lake Hallie Village Wards 1 - 5	63	3
Eau Claire City Ward 16	15	0
Eau Claire City Ward 40	0	0
Eau Claire City Ward 41	0	0

County Totals : 168 159 9

Eau Claire County

Lincoln Town Wards 1 & 2	21	1
Ludington Town	12	1
Seymour Town Wards 1 - 4	40	0
Union Town Wards 1 - 3	22	0
Washington Town Wards 9 & 13	17	0
Fall Creek Village Wards 1 & 2	30	0
Altoona City Wards 8, 12 & 13	34	0
Eau Claire City Ward 1	14	0
Eau Claire City Ward 7	23	0
Eau Claire City Ward 8	30	0
Eau Claire City Ward 9	1	0
Eau Claire City Ward 10	11	0
Eau Claire City Ward 11	34	0
Eau Claire City Ward 12	26	0
Eau Claire City Ward 13	18	0

**Wisconsin State Elections Board
 Canvass - Reporting Unit Detail
 Fall Republican Primary Election - 09/09/2008**

State Assembly, District No. 68

	REP	REP
Terry Moulton		Scattering

Eau Claire County

Eau Claire City Ward 14	13	0
Eau Claire City Ward 19	7	0
Eau Claire City Ward 22	11	1
Eau Claire City Ward 23	44	0
Eau Claire City Ward 29	18	1
Eau Claire City Ward 31	25	1
Eau Claire City Ward 34	15	0
Eau Claire City Ward 35	1	0
Eau Claire City Ward 36	16	0
Eau Claire City Ward 37	22	0

County Totals : **510** **505** **5**

Office Totals : **678** **664** **14**

**Wisconsin State Elections Board
Canvass - Reporting Unit Detail
Fall Republican Primary Election - 09/09/2008**

State Assembly, District No. 69

	REP	REP
Scott Suder		
Scattering		

Chippewa County

Delmar Town	8	0
Edson Town	5	0
Sigel Town Wards 1 & 2	10	3
Boyd Village	5	0
Stanley City Wards 1 - 4	34	0

County Totals : 65 62 3

Clark County

Beaver Town Wards 1 & 2	8	0
Butler Town	5	0
Colby Town	10	0
Eaton Town Wards 1 & 2	5	0
Foster Town	6	0
Fremont Town Wards 1 & 2	10	0
Grant Town Wards 1 & 2	25	0
Green Grove Town	9	0
Hendren Town	12	0
Hewett Town Wards 1 & 2	17	0
Hixon Town Wards 1 & 2	6	0
Hoard Town Wards 1 & 2	12	0
Longwood Town Wards 1 & 2	12	0
Loyal Town Wards 1 & 2	4	0
Lynn Town Wards 1 & 2	10	0
Mayville Town Wards 1 & 2	23	0
Mead Town	7	0

**Wisconsin State Elections Board
Canvass - Reporting Unit Detail
Fall Republican Primary Election - 09/09/2008**

State Assembly, District No. 69

REP	REP
Scott Suder	Scattering

Clark County

Mentor Town	4	0
Pine Valley Town Wards 1 & 2	50	0
Reseburg Town Wards 1 & 2	4	0
Seif Town	4	0
Sherman Town	8	0
Sherwood Town	7	0
Thorp Town	6	0
Unity Town	17	0
Warner Town Wards 1 & 2	7	0
Washburn Town Wards 1 & 2	17	0
Weston Town Wards 1 & 2	22	0
Withee Town	8	0
Worden Town Ward 1	8	0
Worden Town Ward 2	0	0
York Town	16	0
Curtiss Village	7	0
Dorchester Village Ward 1	31	1
Granton Village	9	0
Unity Village Ward 2	4	0
Withee Village	4	0
Abbotsford City Wards 2 - 4	15	0
Colby City Wards 2 - 4	49	0
Greenwood City Wards 1 & 2	9	1
Loyal City Wards 1 - 3	13	0
Neillsville City Ward 1	18	0
Neillsville City Ward 2	24	0
Neillsville City Ward 3	25	0
Neillsville City Ward 4	21	0

**Wisconsin State Elections Board
Canvass - Reporting Unit Detail
Fall Republican Primary Election - 09/09/2008**

State Assembly, District No. 69

	REP	REP
Scott Suder		
Scattering		

Clark County

Neillsville City Ward 5	17	0
Owen City Wards 1 - 3	4	1
Stanley City Ward 5	0	0
Thorp City Wards 1 - 6	13	0

County Totals : **625 622 3**

Eau Claire County

Wilson Town	5	0
-------------	---	---

County Totals : **5 5 0**

Marathon County

Brighton Town	10	0
Cleveland Town	8	1
Eau Pleine Town	4	0
Frankfort Town	11	0
Hull Town	38	0
McMillan Town Wards 1 - 3	10	0
Spencer Town Wards 1 & 2	13	0
Wien Town	13	0
Dorchester Village Ward 2	0	0
Edgar Village Wards 1 & 2	12	0
Fenwood Village	4	0
Spencer Village Wards 1 - 3	10	0

**Wisconsin State Elections Board
 Canvass - Reporting Unit Detail
 Fall Republican Primary Election - 09/09/2008**

State Assembly, District No. 69

	REP	REP
Scott Suder		
Scattering		

Marathon County

Stratford Village Wards 1 & 2	11	0
Unity Village Ward 1	3	0
Abbotsford City Ward 1	2	0
Colby City Ward 1	16	0
Marshfield City Wards 28 - 34	6	0

County Totals : **172 171 1**

Taylor County

Taft Town	5	0
-----------	---	---

County Totals : **5 5 0**

Wood County

Lincoln Town Wards 1 & 2	18	0
--------------------------	----	---

County Totals : **18 18 0**

Office Totals : **890 883 7**

Wisconsin State Elections Board
Canvass - Reporting Unit Detail
Fall Republican Primary Election - 09/09/2008

State Assembly, District No. 7

REP	REP
Corrine Wiesmueller	Scattering

Milwaukee County

Greenfield City Ward 1	35	0
Greenfield City Ward 2	25	1
Greenfield City Ward 3	31	0
Greenfield City Ward 4	16	0
Greenfield City Ward 5	20	0
Greenfield City Ward 8	37	2
Greenfield City Ward 13	19	0
Greenfield City Ward 14	28	1
Greenfield City Ward 15	14	0
Greenfield City Ward 16	42	0
Greenfield City Ward 17	22	0
Greenfield City Ward 18	21	0
Greenfield City Ward 19	59	0
Greenfield City Ward 20	40	0
Greenfield City Ward 21	21	0
Milwaukee City Ward 184	22	0
Milwaukee City Ward 185	12	0
Milwaukee City Ward 186	9	0
Milwaukee City Ward 187	12	0
Milwaukee City Ward 188	17	0
Milwaukee City Ward 189	34	0
Milwaukee City Ward 190	26	1
Milwaukee City Ward 193	8	0
Milwaukee City Ward 194	13	1
Milwaukee City Ward 195	13	0
Milwaukee City Ward 196	25	0
Milwaukee City Ward 197	26	0
Milwaukee City Ward 198	23	0

**Wisconsin State Elections Board
 Canvass - Reporting Unit Detail
 Fall Republican Primary Election - 09/09/2008**

State Assembly, District No. 7

	REP	REP
Corrine Wiesmueller		
Scattering		

Milwaukee County

Milwaukee City Ward 199	5	0
Milwaukee City Ward 231	33	0

County Totals :	714	708	6
Office Totals :	714	708	6

**Wisconsin State Elections Board
Canvass - Reporting Unit Detail
Fall Republican Primary Election - 09/09/2008**

State Assembly, District No. 70

	REP	REP
Dennis Seevers		
Scattering		

Marathon County

Marshfield City Wards 21, 22 & 26	3	0
-----------------------------------	---	---

County Totals : **3** **3** **0**

Portage County

Carson Town Wards 1 & 2	6	0
Dewey Town	3	0
Eau Pleine Town	12	0
Grant Town Ward 3	2	0
Hull Town Wards 1 - 8	22	0
Linwood Town Wards 1 & 2	13	0
Plover Town Wards 1 & 4	7	0
Sharon Town Wards 1 - 3	11	0
Junction City Village	3	0
Milladore Village Ward 2	0	0
Plover Village Ward 10	0	0
Stevens Point City Wards 23 - 25	0	1
Stevens Point City Wards 26 - 30	0	0
Stevens Point City Wards 31 - 36	2	0
Stevens Point City Wards 37 - 40	0	0

County Totals : **82** **81** **1**

Wood County

Arpin Town Wards 1 - 3	3	0
------------------------	---	---

Wisconsin State Elections Board
Canvass - Reporting Unit Detail
Fall Republican Primary Election - 09/09/2008

State Assembly, District No. 70

REP	REP
Dennis SeEVERS	Scattering

Wood County

Auburndale Town	6	0
Cameron Town	11	0
Cary Town	4	0
Cranmoor Town	4	0
Dexter Town	1	0
Hansen Town	12	0
Hiles Town	3	0
Marshfield Town	9	0
Milladore Town	4	0
Port Edwards Town Wards 1 - 3	14	0
Remington Town	4	0
Richfield Town Wards 1 & 2	5	0
Rock Town	5	0
Rudolph Town Wards 1 & 2	6	0
Seneca Town Wards 1 - 3	13	0
Sherry Town	8	0
Sigel Town Wards 1 - 4	7	0
Wood Town	11	0
Arpin Village	3	0
Auburndale Village	9	0
Hewitt Village	10	0
Milladore Village Ward 1	7	0
Rudolph Village	2	0
Vesper Village	6	0
Marshfield City Wards 1 - 4, 10, 11, 13, 14, 20, 23 & 24	91	0
Marshfield City Wards 5 - 7, 15 - 17 & 27	39	0
Marshfield City Wards 8, 9, 12, 18, 19 & 25	29	0
Nekoosa City Ward 1	5	0

**Wisconsin State Elections Board
Canvass - Reporting Unit Detail
Fall Republican Primary Election - 09/09/2008**

State Assembly, District No. 70

	REP	REP
Dennis SeEVERS		
Scattering		

Wood County

Nekoosa City Ward 2	3	0
Nekoosa City Wards 3 & 5	6	0
Nekoosa City Wards 4 & 6	7	0
Pittsville City Wards 1 - 3	9	0

County Totals : **356** **356** **0**

Office Totals : **441** **440** **1**

Wisconsin State Elections Board
Canvass - Reporting Unit Detail
Fall Republican Primary Election - 09/09/2008

State Assembly, District No. 71

REP	REP
Daron L. Jensen	Scattering

Portage County

Almond Town	5	0
Amherst Town Wards 1 & 2	10	0
Belmont Town	14	0
Buena Vista Town Wards 1 & 2	3	0
Lanark Town Wards 1 & 2	17	0
New Hope Town	5	0
Pine Grove Town Wards 1 & 2	8	0
Plover Town Ward 2	2	0
Stockton Town Wards 1 - 4	13	0
Almond Village	8	0
Amherst Village	7	0
Amherst Junction Village	4	0
Nelsonville Village	3	0
Park Ridge Village	16	0
Plover Village Wards 1 - 9	52	0
Whiting Village Wards 1 - 4	9	0
Stevens Point City Wards 1 & 2	10	0
Stevens Point City Wards 3 & 4	7	0
Stevens Point City Wards 5 & 6	2	0
Stevens Point City Wards 7 & 8	8	0
Stevens Point City Wards 9 & 10	4	0
Stevens Point City Wards 11 & 12	11	0
Stevens Point City Wards 13 & 14	16	0
Stevens Point City Wards 15 & 16	10	1
Stevens Point City Wards 17 & 18	15	0
Stevens Point City Wards 19 & 20	7	0
Stevens Point City Wards 21 & 22	4	0

**Wisconsin State Elections Board
 Canvass - Reporting Unit Detail
 Fall Republican Primary Election - 09/09/2008**

State Assembly, District No. 71

	REP	REP
Daron L. Jensen		Scattering

County Totals : 271 270 1

Waushara County

Deerfield Town Wards 1 & 2	27	0
Hancock Town	15	0
Oasis Town	10	0
Plainfield Town	14	0
Rose Town	16	0
Hancock Village	9	0
Plainfield Village Wards 1 & 2	19	0

County Totals : 110 110 0

Office Totals : 381 380 1

**Wisconsin State Elections Board
 Canvass - Reporting Unit Detail
 Fall Republican Primary Election - 09/09/2008**

State Assembly, District No. 72

REP	REP
Jeff Tyberg	Scattering

Adams County

Adams Town Wards 1 & 2	38	0
Big Flats Town	27	0
Colburn Town	6	0
Easton Town Wards 1 & 2	21	0
Jackson Town	29	0
Leola Town	6	0
Lincoln Town	18	0
Monroe Town	12	0
New Chester Town Wards 1 & 2	12	0
Preston Town Wards 1 - 3	46	0
Quincy Town Wards 1 & 2	25	0
Richfield Town	5	0
Rome Town Wards 1 - 5	37	0
Springville Town Wards 1 & 2	16	0
Strongs Prairie Town Wards 1 & 2	31	0
Friendship Village	11	0
Adams City Wards 1 - 5	31	0

County Totals : 371 371 0

Marquette County

Springfield Town	28	1
Westfield Village Wards 1 & 2	22	0

County Totals : 51 50 1

**Wisconsin State Elections Board
 Canvass - Reporting Unit Detail
 Fall Republican Primary Election - 09/09/2008**

State Assembly, District No. 72

	REP	REP
Jeff Tyberg		Scattering

Portage County

Grant Town Wards 1 & 2	4	0
------------------------	---	---

County Totals : **4** **4** **0**

Wood County

Grand Rapids Town Wards 1 - 13	35	0
Saratoga Town Wards 1 - 6	37	0
Biron Village	11	0
Port Edwards Village Wards 1 - 3	17	0
Wisconsin Rapids City Wards 1 - 6	34	0
Wisconsin Rapids City Wards 7 - 15	64	0
Wisconsin Rapids City Wards 16 - 23	69	0

County Totals : **267** **267** **0**

Office Totals : **693** **692** **1**

**Wisconsin State Elections Board
Canvass - Reporting Unit Detail
Fall Republican Primary Election - 09/09/2008**

State Assembly, District No. 73

REP	
Scattering	

Burnett County

Blaine Town	0
Jackson Town	0
Oakland Town Wards 1 & 2	0
Rusk Town Wards 1 & 2	0
Sand Lake Town	0
Scott Town Wards 1 & 2	0
Swiss Town Wards 1 & 2	1
Union Town	0
Webb Lake Town	0

County Totals : **1 1**

Douglas County

Amnicon Town Wards 1 & 2	0
Bennett Town	0
Brule Town	0
Cloverland Town	0
Dairyland Town	0
Gordon Town	0
Hawthorne Town Wards 1 & 2	0
Highland Town	0
Lakeside Town	0
Maple Town Wards 1 & 2	0
Oakland Town Wards 1 & 2	1
Parkland Town Wards 1 & 2	0
Solon Springs Town	0

**Wisconsin State Elections Board
 Canvass - Reporting Unit Detail
 Fall Republican Primary Election - 09/09/2008**

State Assembly, District No. 73

REP
Scattering

Douglas County

Summit Town Wards 1 & 2	0
Superior Town Wards 1 - 3	1
Wascott Town	0
Lake Nebagamon Village Wards 1 & 2	1
Oliver Village	0
Poplar Village	0
Solon Springs Village	0
Superior Village	0
Superior City Wards 1 - 5	0
Superior City Wards 6 - 8	2
Superior City Wards 9 - 12	1
Superior City Wards 13 - 19	1
Superior City Wards 20 - 24	1
Superior City Wards 25 - 27	2
Superior City Wards 28 - 31	0
Superior City Wards 32 - 37	0
Superior City Wards 38 - 43	1
Superior City Wards 44 - 47	0

County Totals : 11 11

Office Totals : 12 12

Wisconsin State Elections Board
Canvass - Reporting Unit Detail
Fall Republican Primary Election - 09/09/2008

State Assembly, District No. 74

	REP	REP
Shirl LaBarre		Scattering

Ashland County

Agenda Town	5	0
Ashland Town	0	0
Chippewa Town	3	0
Gingles Town Wards 1 & 2	2	0
Gordon Town	3	0
Jacobs Town	8	0
La Pointe Town	3	0
Marengo Town Wards 1 & 2	0	0
Morse Town Wards 1 & 2	2	0
Peeksville Town	5	0
Sanborn Town Wards 1 & 2	2	0
Shanagolden Town	3	0
White River Town Wards 1 - 3	13	0
Butternut Village Wards 1 & 2	0	0
Ashland City Wards 1 - 11	43	0
Mellen City Wards 1 - 3	4	0

County Totals : **96** **96** **0**

Bayfield County

Barksdale Town	8	0
Barnes Town	18	0
Bayfield Town	4	0
Bayview Town	7	0
Bell Town	3	0
Cable Town	10	0

**Wisconsin State Elections Board
 Canvass - Reporting Unit Detail
 Fall Republican Primary Election - 09/09/2008**

State Assembly, District No. 74

	REP	REP
Shirl LaBarre		
		Scattering

Bayfield County

Clover Town	12	0
Delta Town	5	0
Drummond Town	4	0
Eileen Town Wards 1 & 2	4	0
Grand View Town	4	0
Hughes Town	7	0
Iron River Town Wards 1 & 2	5	0
Kelly Town	6	0
Keystone Town	1	0
Lincoln Town	4	0
Mason Town	5	0
Namakagon Town	8	0
Orienta Town	4	0
Oulu Town	7	0
Pilsen Town	2	0
Port Wing Town	8	1
Russell Town Wards 1 & 2	8	0
Tripp Town	2	0
Washburn Town	3	0
Mason Village	1	0
Ashland City Ward 12	0	0
Bayfield City Wards 1 - 4	9	0
Washburn City Wards 1 - 4	6	0

County Totals : **166 165 1**

**Wisconsin State Elections Board
 Canvass - Reporting Unit Detail
 Fall Republican Primary Election - 09/09/2008**

State Assembly, District No. 74

	REP	REP
Shirl LaBarre		
Scattering		

Iron County

Anderson Town	0	0
Carey Town	4	0
Gurney Town	0	0
Kimball Town	16	0
Knight Town	2	0
Mercer Town Ward 1	6	0
Mercer Town Ward 2	0	0
Mercer Town Ward 3	1	0
Mercer Town Ward 4	3	0
Oma Town	10	0
Pence Town	0	0
Saxon Town	3	0
Sherman Town	17	0
Hurley City Ward 1	6	0
Hurley City Ward 2	1	0
Hurley City Ward 3	2	0
Hurley City Ward 4	4	0
Montreal City Ward 1	8	0
Montreal City Ward 2	2	0

County Totals : 85 85 0

Sawyer County

Bass Lake Town Wards 1 - 4	22	0
Couderay Town Wards 1 & 2	7	0
Edgewater Town	0	0

**Wisconsin State Elections Board
 Canvass - Reporting Unit Detail
 Fall Republican Primary Election - 09/09/2008**

State Assembly, District No. 74

	REP	REP
Shirl LaBarre		
Scattering		

Sawyer County

Hayward Town Wards 1 - 6	45	0
Hunter Town Wards 1 & 2	9	0
Lenroot Town Wards 1 - 3	8	1
Ojibwa Town	11	0
Radisson Town Wards 1 & 2	6	0
Round Lake Town Wards 1 & 2	7	0
Sand Lake Town	18	0
Spider Lake Town	11	0
Winter Town Wards 1 & 2	24	0
Couderay Village	2	0
Radisson Village	6	0
Winter Village	3	0
Hayward City Wards 1 - 4	37	0

County Totals : **217** **216** **1**

Office Totals : **564** **562** **2**

**Wisconsin State Elections Board
Canvass - Reporting Unit Detail
Fall Republican Primary Election - 09/09/2008**

State Assembly, District No. 75

REP

Scattering

Barron County

Almena Town Wards 1 - 3	1
Arland Town	0
Barron Town Wards 1 & 2	0
Bear Lake Town	0
Cedar Lake Town	2
Chetek Town Wards 1 - 3	1
Clinton Town Wards 1 & 2	0
Crystal Lake Town	0
Cumberland Town	0
Doyle Town	0
Lakeland Town Wards 1 & 2	2
Maple Grove Town Wards 1 - 3	0
Maple Plain Town	0
Oak Grove Town Wards 1 & 2	0
Prairie Farm Town Wards 1 & 2	0
Prairie Lake Town Wards 1 & 2	1
Rice Lake Town Wards 1 - 4	0
Stanford Town	2
Stanley Town Wards 1 - 3	0
Sumner Town Wards 1 & 2	0
Turtle Lake Town	0
Vance Creek Town	0
Almena Village	0
Cameron Village Wards 1 & 2	0
Haugen Village	0
Prairie Farm Village	1
Turtle Lake Village Ward 1	0
Barron City Wards 1 - 7	0

**Wisconsin State Elections Board
Canvass - Reporting Unit Detail
Fall Republican Primary Election - 09/09/2008**

State Assembly, District No. 75

REP	
Scattering	

Barron County

Chetek City Wards 1 - 4	0
Cumberland City Wards 1 - 5	0
Rice Lake City Wards 1 - 17	2

County Totals : **12** **12**

Polk County

Beaver Town	1
Johnstown Town	0
McKinley Town	1
Turtle Lake Village Ward 2	0

County Totals : **2** **2**

Washburn County

Barronett Town Wards 1 & 2	0
Bashaw Town Wards 1 - 3	0
Beaver Brook Town Wards 1 - 3	0
Birchwood Town Wards 1 & 2	0
Long Lake Town	0
Madge Town Wards 1 - 3	1
Sarona Town	0
Spooner Town Wards 1 - 3	0
Stone Lake Town	0
Birchwood Village	0

**Wisconsin State Elections Board
Canvass - Reporting Unit Detail
Fall Republican Primary Election - 09/09/2008**

State Assembly, District No. 75

REP
Scattering

Washburn County

Spooner City Wards 1 - 4	0
Shell Lake City Ward 1	0
Shell Lake City Ward 2	0

County Totals : 1 1

Office Totals : 15 15

Wisconsin State Elections Board
Canvass - Reporting Unit Detail
Fall Republican Primary Election - 09/09/2008

State Assembly, District No. 76

REP

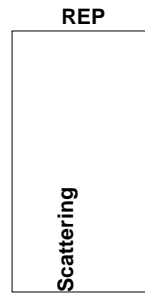
Scattering

Dane County

Madison Town Wards 2 - 4 & 6	0
Fitchburg City Wards 1 - 3	0
Fitchburg City Wards 4 & 6	0
Madison City Ward 48	0
Madison City Ward 50	1
Madison City Ward 58	0
Madison City Ward 59	0
Madison City Ward 60	0
Madison City Ward 65	0
Madison City Ward 66	0
Madison City Ward 67	1
Madison City Ward 68	0
Madison City Ward 69	0
Madison City Ward 72	0
Madison City Ward 84	0
Madison City Ward 85	0
Madison City Ward 86	2
Madison City Ward 87	0
Madison City Ward 88	0
Madison City Ward 89	0
Madison City Ward 90	0
Madison City Ward 91	0
Madison City Ward 92	1
Madison City Ward 93	0
Madison City Ward 94	0
Madison City Ward 116	0
Madison City Ward 117	0

**Wisconsin State Elections Board
Canvass - Reporting Unit Detail
Fall Republican Primary Election - 09/09/2008**

State Assembly, District No. 76



County Totals : 5 5

Office Totals : 5 5

**Wisconsin State Elections Board
 Canvass - Reporting Unit Detail
 Fall Republican Primary Election - 09/09/2008**

State Assembly, District No. 77

REP
Scattering

Dane County

Shorewood Hills Village Wards 1 & 2	0
Madison City Ward 45	0
Madison City Ward 46	0
Madison City Ward 47	0
Madison City Ward 61	0
Madison City Ward 62	0
Madison City Ward 63	0
Madison City Ward 64	0
Madison City Ward 70	0
Madison City Ward 71	0
Madison City Ward 73	1
Madison City Ward 74	1
Madison City Ward 75	2
Madison City Ward 76	0
Madison City Ward 77	0
Madison City Ward 78	0
Madison City Ward 79	1
Madison City Ward 80	1
Madison City Ward 81	1
Madison City Ward 95	0
Madison City Ward 96	0
Madison City Ward 97	0
Middleton City Wards 2 - 4	1

County Totals : 8 8

Office Totals : 8 8

Wisconsin State Elections Board
Canvass - Reporting Unit Detail
Fall Republican Primary Election - 09/09/2008

State Assembly, District No. 78

REP

Scattering

Dane County

Madison Town Ward 1	0
Madison Town Wards 5, 7 - 11	1
Maple Bluff Village Wards 1 & 2	0
Fitchburg City Ward 13	0
Madison City Ward 14	0
Madison City Ward 15	0
Madison City Ward 21	0
Madison City Ward 31	0
Madison City Ward 32	0
Madison City Ward 34	0
Madison City Ward 35	0
Madison City Ward 36	0
Madison City Ward 37	0
Madison City Ward 38	0
Madison City Ward 39	0
Madison City Ward 40	0
Madison City Ward 41	1
Madison City Ward 42	0
Madison City Ward 43	0
Madison City Ward 44	0
Madison City Ward 49	0
Madison City Ward 51	2
Madison City Ward 52	0
Madison City Ward 53	0
Madison City Ward 54	1
Madison City Ward 57	0
Madison City Ward 106	0
Madison City Ward 140	0

**Wisconsin State Elections Board
Canvass - Reporting Unit Detail
Fall Republican Primary Election - 09/09/2008**

State Assembly, District No. 78

	REP
Scattering	

Dane County

County Totals :	5	5
Office Totals :	5	5

Wisconsin State Elections Board
Canvass - Reporting Unit Detail
Fall Republican Primary Election - 09/09/2008

State Assembly, District No. 79

REP	REP
Carl Skalitzky	Scattering

Dane County

Blue Mounds Town	8	0
Cross Plains Town Wards 1 & 2	6	0
Middleton Town Wards 1 - 5	18	0
Springdale Town Wards 1 & 2	20	0
Vermont Town	8	0
Verona Town Wards 1 - 3	22	0
Blue Mounds Village	10	0
Mount Horeb Village Wards 1, 5 & 6	51	0
Mount Horeb Village Wards 2 - 4	49	0
Fitchburg City Ward 5	5	0
Fitchburg City Wards 7 - 9	33	0
Fitchburg City Wards 10 - 12 & 14	18	0
Madison City Ward 82	21	0
Madison City Ward 83	82	0
Madison City Ward 98	7	0
Madison City Ward 99	24	0
Madison City Ward 100	0	0
Madison City Ward 101	0	0
Madison City Ward 102	1	0
Madison City Ward 103	0	0
Madison City Ward 104	0	0
Madison City Ward 105	0	0
Madison City Ward 107	0	0
Madison City Ward 109	0	0
Madison City Ward 110	0	0
Madison City Ward 112	3	0
Madison City Ward 113	1	0
Madison City Ward 114	0	0

**Wisconsin State Elections Board
 Canvass - Reporting Unit Detail
 Fall Republican Primary Election - 09/09/2008**

State Assembly, District No. 79

	REP	REP
Carl Skalitzky		
Scattering		

Dane County

Madison City Ward 119	0	0
Madison City Ward 120	0	0
Madison City Ward 121	0	0
Madison City Ward 122	2	0
Madison City Ward 123	0	0
Madison City Ward 124	0	0
Madison City Ward 125	0	0
Madison City Ward 126	0	0
Madison City Ward 127	0	0
Madison City Ward 128	0	0
Madison City Ward 129	0	0
Madison City Ward 130	0	0
Madison City Ward 132	0	0
Madison City Ward 134	0	0
Madison City Ward 135	0	0
Madison City Ward 137	0	0
Madison City Ward 141	0	0
Madison City Ward 142	0	0
Madison City Ward 145	0	0
Middleton City Wards 1 & 9	7	0
Middleton City Wards 5 - 7, 10 & 12	42	0
Verona City Wards 1 - 4	29	0
Verona City Wards 5 - 8	27	0

County Totals : **494** **494** **0**

Office Totals : **494** **494** **0**

Wisconsin State Elections Board
Canvass - Reporting Unit Detail
Fall Republican Primary Election - 09/09/2008

State Assembly, District No. 80

	REP	REP
Brett Davis		
		Scattering

Dane County

Montrose Town Wards 1 & 2	11	0
Oregon Town Wards 1 - 4	32	0
Perry Town	3	0
Primrose Town	10	0
Belleville Village Wards 1, 2, 4 - 6	12	0
Brooklyn Village Ward 1	6	0
Oregon Village Wards 1, 5 & 6	36	0
Oregon Village Wards 7 - 10	16	0

County Totals : **126** **126** **0**

Green County

Adams Town	7	0
Albany Town Wards 1 & 2	23	0
Brooklyn Town Wards 1 & 2	23	0
Cadiz Town	7	0
Clarno Town Wards 1 & 2	10	0
Decatur Town Wards 1 - 3	19	0
Exeter Town Wards 1 & 2	17	0
Jefferson Town Wards 1 - 3	26	0
Jordan Town	6	0
Monroe Town Wards 1 & 2	21	0
Mount Pleasant Town Wards 1 & 2	5	0
New Glarus Town Wards 1 & 2	6	0
Spring Grove Town	10	0
Sylvester Town	12	0

**Wisconsin State Elections Board
Canvass - Reporting Unit Detail
Fall Republican Primary Election - 09/09/2008**

State Assembly, District No. 80

	REP	REP
Brett Davis		
		Scattering

Green County

Washington Town	2	0
York Town	11	0
Albany Village Wards 1 & 2	13	0
Belleville Village Ward 3	4	0
Brooklyn Village Ward 2	7	0
Browntown Village	2	0
Monticello Village Wards 1 & 2	21	0
New Glarus Village Wards 1 - 4	25	0
Brodhead City Wards 1 - 6	28	0
Monroe City Wards 1 - 10	124	0

County Totals : 429 429 0

Lafayette County

Wayne Town	17	0
South Wayne Village	12	0

County Totals : 29 29 0

Rock County

Magnolia Town	17	0
Union Town Wards 1 & 2	19	0
Brodhead City Ward 7	0	0
Evansville City Wards 1 - 8	47	0

**Wisconsin State Elections Board
Canvass - Reporting Unit Detail
Fall Republican Primary Election - 09/09/2008**

State Assembly, District No. 80

	REP	REP	
	Brett Davis	Scattering	

County Totals : 83 83 0

Office Totals : 667 667 0

Wisconsin State Elections Board
Canvass - Reporting Unit Detail
Fall Republican Primary Election - 09/09/2008

State Assembly, District No. 81

REP

Scattering

Dane County

Berry Town Wards 1 & 2	1
Black Earth Town	0
Burke Town Wards 1 - 4	2
Springfield Town Wards 1 - 3	2
Westport Town Wards 1 - 4	1
Black Earth Village Wards 1 & 2	0
Cross Plains Village Wards 1 - 4	0
Maple Bluff Village Ward 3	0
Mazomanie Village Wards 1 & 2	0
Waunakee Village Wards 1 - 7	1
Waunakee Village Wards 8 - 14	1
Madison City Ward 9	0
Madison City Ward 16	0
Madison City Ward 17	0
Madison City Ward 18	1
Madison City Ward 19	1
Madison City Ward 20	0
Madison City Ward 22	1
Madison City Ward 23	0
Madison City Ward 24	0
Madison City Ward 25	1
Madison City Ward 26	0
Madison City Ward 27	0
Madison City Ward 28	0
Madison City Ward 29	0
Madison City Ward 30	0
Madison City Ward 108	0
Madison City Ward 111	0

**Wisconsin State Elections Board
 Canvass - Reporting Unit Detail
 Fall Republican Primary Election - 09/09/2008**

State Assembly, District No. 81

REP
Scattering

Dane County

Madison City Ward 115	0
Madison City Ward 118	0
Madison City Ward 133	0
Madison City Ward 136	0
Madison City Ward 138	0
Madison City Ward 139	0
Madison City Ward 143	0
Madison City Ward 144	0
Middleton City Wards 8 & 11	0
Sun Prairie City Wards 24, 31 & 34	0
Sun Prairie City Ward 32	0

County Totals : 12 12

Office Totals : 12 12

**Wisconsin State Elections Board
Canvass - Reporting Unit Detail
Fall Republican Primary Election - 09/09/2008**

State Assembly, District No. 82

	REP	REP
Jeff Stone		
		Scattering

Milwaukee County

Greendale Village Wards 1 & 2	97	0
Greendale Village Wards 3 & 4	84	0
Greendale Village Wards 5 & 6	75	0
Greendale Village Wards 7 & 8	79	2
Greendale Village Wards 9 & 10	92	0
Franklin City Wards 1 - 4	89	0
Franklin City Wards 5 - 8	104	1
Franklin City Wards 9 - 12	85	0
Franklin City Wards 13 - 16	102	2
Franklin City Wards 17 - 20	73	0
Franklin City Wards 21 - 24	110	0
Greenfield City Ward 6	21	0
Greenfield City Ward 7	40	0
Greenfield City Ward 9	59	0
Greenfield City Ward 10	33	0
Greenfield City Ward 11	44	0
Greenfield City Ward 12	47	0

County Totals : 1,239 1,234 5

Office Totals : 1,239 1,234 5

Wisconsin State Elections Board
Canvass - Reporting Unit Detail
Fall Republican Primary Election - 09/09/2008

State Assembly, District No. 83

	REP	REP
Scott L. Gunderson		
Scattering		

Racine County

Waterford Town Wards 1 - 10	113	1
Waterford Village Wards 1 - 7	86	0

County Totals : 200 199 1

Walworth County

East Troy Town Wards 1 - 7	78	0
East Troy Village Wards 1 - 7	103	0
Mukwonago Village Ward 9	0	0

County Totals : 181 181 0

Waukesha County

Mukwonago Town Ward 3	12	0
Vernon Town Wards 1, 6 - 10	202	0
Vernon Town Wards 2 - 5	115	0
Big Bend Village Wards 1 - 3	40	0
Mukwonago Village Wards 1 - 8	157	0
Muskego City Wards 1 - 3	139	0
Muskego City Wards 4 - 6	99	0
Muskego City Wards 7 - 9	110	0
Muskego City Wards 10 & 11	108	0
Muskego City Wards 12 & 13	113	0
Muskego City Wards 14 & 15	78	0
Muskego City Wards 16 & 17	137	0

**Wisconsin State Elections Board
Canvass - Reporting Unit Detail
Fall Republican Primary Election - 09/09/2008**

State Assembly, District No. 83

	REP	REP
	Scott L. Gunderson	Scattering

Waukesha County

County Totals :	1,310	1,310	0
Office Totals :	1,691	1,690	1

**Wisconsin State Elections Board
 Canvass - Reporting Unit Detail
 Fall Republican Primary Election - 09/09/2008**

State Assembly, District No. 84

	REP	REP
Mark Gundrum		
Scattering		

Milwaukee County

Hales Corners Village Wards 1 - 3	68	1
Hales Corners Village Wards 4 - 6	57	0
Hales Corners Village Wards 7 - 9	87	0

County Totals : **213** **212** **1**

Waukesha County

Waukesha Town Ward 6	53	0
Waukesha Town Wards 9 & 10	106	0
Waukesha Town Wards 11 & 12	89	0
New Berlin City Ward 1	107	1
New Berlin City Ward 2	150	0
New Berlin City Ward 3	122	1
New Berlin City Ward 4	49	0
New Berlin City Ward 5	144	0
New Berlin City Ward 6	44	0
New Berlin City Ward 7	100	0
New Berlin City Ward 8	24	0
New Berlin City Ward 9	80	0
New Berlin City Ward 10	118	0
New Berlin City Ward 11	63	0
New Berlin City Ward 12	33	0
New Berlin City Ward 13	52	0
New Berlin City Ward 14	69	0
New Berlin City Ward 15	53	0
New Berlin City Ward 16	44	0

**Wisconsin State Elections Board
 Canvass - Reporting Unit Detail
 Fall Republican Primary Election - 09/09/2008**

State Assembly, District No. 84

	REP	REP
Mark Gundrum		
Scattering		

Waukesha County

New Berlin City Ward 17	79	0
New Berlin City Ward 18	109	0
New Berlin City Ward 19	107	0
New Berlin City Ward 20	115	2
New Berlin City Ward 21	114	1
New Berlin City Ward 22	139	4
New Berlin City Ward 23	110	0
New Berlin City Ward 24	135	1
New Berlin City Ward 25	71	1
New Berlin City Ward 26	88	0
New Berlin City Ward 27	4	0
New Berlin City Ward 28	0	0
Waukesha City Ward 25	78	0
Waukesha City Ward 26	130	0
Waukesha City Ward 42	2	0
Waukesha City Ward 46	0	0
Waukesha City Ward 48	0	0
Waukesha City Ward 56	0	0
Waukesha City Ward 60	2	0

County Totals : **2,794** **2,783** **11**

Office Totals : **3,007** **2,995** **12**

Wisconsin State Elections Board
Canvass - Reporting Unit Detail
Fall Republican Primary Election - 09/09/2008

State Assembly, District No. 85

REP	REP
Jess F. Kufahl	Scattering

Marathon County

Berlin Town	3	0
Easton Town Wards 1 & 2	5	0
Maine Town Wards 1 - 4	26	0
Norrie Town	14	0
Plover Town	8	0
Texas Town Wards 1 & 2	10	0
Wausau Town Wards 1 - 3	18	0
Brokaw Village	1	0
Hatley Village Ward 2	0	0
Rothschild Village Wards 1 & 2	5	0
Rothschild Village Wards 3 & 4	14	0
Schofield City Wards 1 - 4	15	0
Wausau City Ward 1	18	0
Wausau City Ward 2	8	0
Wausau City Ward 3	8	0
Wausau City Ward 4	13	0
Wausau City Ward 5	2	0
Wausau City Ward 6	3	0
Wausau City Ward 7	3	0
Wausau City Ward 8	18	0
Wausau City Ward 9	11	0
Wausau City Ward 10	10	0
Wausau City Ward 11	9	0
Wausau City Ward 12	14	0
Wausau City Ward 13	14	0
Wausau City Ward 14	18	0
Wausau City Ward 15	13	0
Wausau City Ward 16	13	0

**Wisconsin State Elections Board
Canvass - Reporting Unit Detail
Fall Republican Primary Election - 09/09/2008**

State Assembly, District No. 85

	REP	REP
Jess F. Kufahl		Scattering

Marathon County

Wausau City Ward 17	8	0
Wausau City Ward 18	12	0
Wausau City Ward 19	22	0
Wausau City Ward 20	31	0
Wausau City Ward 21	8	0
Wausau City Ward 22	2	0
Wausau City Ward 23	8	0
Wausau City Ward 24	14	0
Wausau City Ward 25	2	0
Wausau City Ward 26	3	0
Wausau City Ward 27	13	0
Wausau City Ward 28	9	0
Wausau City Ward 29	1	0
Wausau City Ward 35	0	0
Wausau City Ward 48	0	0
Wausau City Ward 51	0	0
Wausau City Ward 52	0	0
Wausau City Ward 53	0	0
Wausau City Ward 55	0	0
Wausau City Ward 57	0	0
Wausau City Ward 59	0	0
Wausau City Ward 60	0	0
Wausau City Ward 63	0	0
Wausau City Ward 64	0	0
Wausau City Ward 65	0	0

County Totals : **427 427 0**

**Wisconsin State Elections Board
 Canvass - Reporting Unit Detail
 Fall Republican Primary Election - 09/09/2008**

State Assembly, District No. 85

	REP	REP
Jess F. Kufahl		
		Scattering

Shawano County

Aniwa Village	8	0
Eland Village	11	0

County Totals :	19	19	0
Office Totals :	446	446	0

Wisconsin State Elections Board
Canvass - Reporting Unit Detail
Fall Republican Primary Election - 09/09/2008

State Assembly, District No. 86

REP	REP
Jerry J. Petrowski	Scattering

Marathon County

Bergen Town	5	1
Bevent Town Wards 1 & 2	6	0
Cassel Town	5	0
Day Town Wards 1 & 2	6	0
Emmet Town	4	0
Franzen Town	3	0
Green Valley Town	14	0
Guenther Town	2	0
Knowlton Town Wards 1 - 3	25	0
Marathon Town Wards 1 & 2	4	0
Mosinee Town Wards 1 - 3	15	0
Reid Town Wards 1 & 2	5	0
Rib Falls Town	4	0
Rib Mountain Town Wards 1 - 10	48	0
Rietbrock Town	5	0
Ringle Town Wards 1 & 2	11	0
Stettin Town Wards 1 & 2	10	0
Stettin Town Wards 3 & 4	10	0
Weston Town	3	0
Edgar Village Ward 3	0	0
Hatley Village Ward 1	4	0
Kronenwetter Village Wards 1 - 8	37	0
Marathon City Village Wards 1 - 3	16	0
Rothschild Village Wards 5 & 6	18	0
Weston Village Wards 1, 2 & 4	15	0
Weston Village Wards 3 & 6	12	0
Weston Village Ward 5	9	0
Weston Village Wards 7 - 11	21	0

Wisconsin State Elections Board
Canvass - Reporting Unit Detail
Fall Republican Primary Election - 09/09/2008

State Assembly, District No. 86

REP	REP
Jerry J. Petrowski	Scattering

Marathon County

Mosinee City Wards 1, 2 & 6	11	1
Mosinee City Wards 3 - 5	7	0
Wausau City Ward 30	0	0
Wausau City Ward 31	0	0
Wausau City Ward 32	0	0
Wausau City Ward 33	1	0
Wausau City Ward 34	0	0
Wausau City Ward 36	0	0
Wausau City Ward 37	0	0
Wausau City Ward 38	0	0
Wausau City Ward 39	0	0
Wausau City Ward 40	0	0
Wausau City Ward 41	0	0
Wausau City Ward 42	0	0
Wausau City Ward 43	0	0
Wausau City Ward 44	0	0
Wausau City Ward 45	0	0
Wausau City Ward 46	0	0
Wausau City Ward 47	0	0
Wausau City Ward 49	0	0
Wausau City Ward 50	0	0
Wausau City Ward 54	0	0
Wausau City Ward 56	0	0
Wausau City Ward 58	0	0
Wausau City Ward 61	0	0
Wausau City Ward 62	0	0
Wausau City Ward 66	0	0
Wausau City Ward 67	0	0

**Wisconsin State Elections Board
 Canvass - Reporting Unit Detail
 Fall Republican Primary Election - 09/09/2008**

State Assembly, District No. 86

	REP	REP
Jerry J. Petrowski		
Scattering		

Marathon County

Wausau City Ward 68	0	0
---------------------	---	---

County Totals : **338** **336** **2**

Portage County

Alban Town	13	0
Rosholt Village	10	0

County Totals : **23** **23** **0**

Shawano County

Fairbanks Town Wards 1 & 2	19	0
Germania Town	10	0
Tigerton Village	31	0

County Totals : **60** **60** **0**

Office Totals : **421** **419** **2**

**Wisconsin State Elections Board
Canvass - Reporting Unit Detail
Fall Republican Primary Election - 09/09/2008**

State Assembly, District No. 87

	REP	REP
Mary Williams		Scattering

Marathon County

Bern Town	0	0
Holton Town Wards 1 & 2	20	0
Johnson Town	2	0
Dorchester Village Ward 3	0	0

County Totals : 22 22 0

Price County

Catawba Town	1	0
Eisenstein Town Wards 1 & 2	11	0
Elk Town Wards 1 - 3	11	0
Emery Town	0	0
Fifield Town Wards 1 & 2	19	0
Flambeau Town	7	0
Georgetown Town	2	0
Hackett Town Wards 1 & 2	4	0
Harmony Town	6	0
Hill Town	12	0
Kennan Town	0	0
Knox Town Wards 1 & 2	2	0
Lake Town Wards 1 & 2	11	0
Ogema Town Wards 1 & 2	21	0
Prentice Town Wards 1 & 2	6	0
Spirit Town	11	0
Worcester Town Wards 1 - 4	29	0
Catawba Village	3	0

**Wisconsin State Elections Board
Canvass - Reporting Unit Detail
Fall Republican Primary Election - 09/09/2008**

State Assembly, District No. 87

	REP	REP
Mary Williams		
Scattering		

Price County

Kennan Village	1	0
Prentice Village	10	0
Park Falls City Wards 1 - 7	32	0
Phillips City Wards 1 - 5	23	0

County Totals : 222 222 0

Rusk County

Atlanta Town	6	0
Big Bend Town	20	0
Big Falls Town	4	0
Cedar Rapids Town	0	0
Dewey Town	8	0
Flambeau Town Wards 1 - 3	14	0
Grant Town Wards 1 & 2	7	0
Grow Town	9	0
Hawkins Town	3	0
Hubbard Town	4	0
Lawrence Town	1	0
Marshall Town Wards 1 & 2	6	0
Murry Town	7	0
Richland Town Wards 1 & 2	5	0
Rusk Town Wards 1 & 2	5	0
South Fork Town	3	0
Strickland Town	4	0
Stubbs Town	5	0

**Wisconsin State Elections Board
Canvass - Reporting Unit Detail
Fall Republican Primary Election - 09/09/2008**

State Assembly, District No. 87

	REP	REP
Mary Williams		
		Scattering

Rusk County

Thornapple Town Wards 1 & 2	5	0
True Town	4	0
Washington Town	8	0
Wilkinson Town	2	0
Willard Town	14	0
Wilson Town	0	0
Bruce Village Wards 1 & 2	14	0
Conrath Village	5	0
Glen Flora Village	6	0
Hawkins Village	3	0
Ingram Village	1	0
Sheldon Village	5	0
Tony Village	1	0
Weyerhaeuser Village Wards 1 & 2	2	0
Ladysmith City Wards 1 - 14	16	0

County Totals : **197** **197** **0**

Sawyer County

Draper Town	7	0
Meadowbrook Town	5	0
Meteor Town	4	0
Weirgor Town	5	0
Exeland Village	5	0

County Totals : **26** **26** **0**

**Wisconsin State Elections Board
Canvass - Reporting Unit Detail
Fall Republican Primary Election - 09/09/2008**

State Assembly, District No. 87

REP	REP
Mary Williams	Scattering

Taylor County

Aurora Town	15	0
Browning Town Wards 1 & 2	42	0
Chelsea Town	50	0
Cleveland Town	12	0
Deer Creek Town Wards 1 & 2	39	0
Ford Town	9	0
Goodrich Town	37	0
Greenwood Town	22	0
Grover Town	37	0
Hammel Town Wards 1 & 2	49	0
Holway Town	29	0
Jump River Town	7	0
Little Black Town Wards 1 & 2	54	0
Maplehurst Town Wards 1 & 2	12	0
McKinley Town	7	0
Medford Town Wards 1 - 3	167	1
Molitor Town	13	0
Pershing Town	3	0
Rib Lake Town Wards 1 & 2	41	0
Roosevelt Town	15	0
Westboro Town	36	0
Gilman Village	21	0
Lublin Village	7	0
Rib Lake Village	55	0
Stetsonville Village	24	0
Medford City Wards 1 - 8	253	1

County Totals : 1,058 1,056 2

**Wisconsin State Elections Board
Canvass - Reporting Unit Detail
Fall Republican Primary Election - 09/09/2008**

State Assembly, District No. 87

	REP	REP
	Mary Williams	Scattering

Office Totals : 1,525 1,523 2

Wisconsin State Elections Board
Canvass - Reporting Unit Detail
Fall Republican Primary Election - 09/09/2008

State Assembly, District No. 88

REP	REP
Tony Theisen	Scattering

Brown County

Scott Town Ward 5	0	0
Green Bay City Ward 1	17	0
Green Bay City Ward 2	28	0
Green Bay City Ward 3	25	0
Green Bay City Ward 4	19	0
Green Bay City Ward 5	22	0
Green Bay City Ward 6	11	0
Green Bay City Ward 7	43	0
Green Bay City Ward 8	44	0
Green Bay City Ward 9	20	0
Green Bay City Ward 10	22	0
Green Bay City Ward 11	15	0
Green Bay City Ward 12	18	0
Green Bay City Ward 13	25	0
Green Bay City Ward 14	30	0
Green Bay City Ward 15	25	0
Green Bay City Ward 16	32	1
Green Bay City Ward 17	13	0
Green Bay City Ward 18	5	0
Green Bay City Ward 19	10	0
Green Bay City Ward 20	12	0
Green Bay City Ward 21	28	0
Green Bay City Ward 22	15	0
Green Bay City Ward 23	13	0
Green Bay City Ward 24	19	0
Green Bay City Ward 26	3	0
Green Bay City Ward 27	14	0
Green Bay City Ward 36	11	0

**Wisconsin State Elections Board
Canvass - Reporting Unit Detail
Fall Republican Primary Election - 09/09/2008**

State Assembly, District No. 88

	REP	REP
	Tony Theisen	Scattering

Brown County

County Totals :	540	539	1
Office Totals :	540	539	1

**Wisconsin State Elections Board
Canvass - Reporting Unit Detail
Fall Republican Primary Election - 09/09/2008**

State Assembly, District No. 89

	REP	REP
John Nygren		Scattering

Brown County

Pittsfield Town Wards 1 - 4	28	0
Pulaski Village Wards 1 - 3 & 6	48	0
Suamico Village Wards 1 - 3 & 10	31	0
Suamico Village Wards 4 - 6, 8 & 9	31	0

County Totals : **138 138 0**

Marinette County

Beaver Town Wards 1 - 3	40	0
Grover Town Wards 1 - 3	51	0
Peshigo Town Wards 1 - 5	178	0
Pound Town Wards 1 - 4	76	1
Coleman Village	28	0
Pound Village	16	0
Marinette City Ward 1	45	0
Marinette City Wards 2 & 4	85	0
Marinette City Wards 3 & 5	110	0
Marinette City Ward 6	29	1
Marinette City Wards 7 & 8	120	0
Peshigo City Wards 1 - 8	178	0

County Totals : **958 956 2**

Oconto County

Chase Town Wards 1 - 4	59	0
------------------------	----	---

**Wisconsin State Elections Board
 Canvass - Reporting Unit Detail
 Fall Republican Primary Election - 09/09/2008**

State Assembly, District No. 89

	REP	REP
John Nygren		Scattering

Oconto County

Lena Town Wards 1 & 2	61	0
Little River Town Wards 1 & 2	63	0
Little Suamico Town Wards 1 - 7	108	1
Oconto Town Wards 1 - 3	119	0
Pensaukee Town Wards 1 - 3	54	0
Stiles Town Wards 1 - 3	99	0
Lena Village	42	0
Pulaski Village Ward 5	0	0
Oconto City Wards 1 - 8	356	2

County Totals : **964** **961** **3**

Shawano County

Pulaski Village Wards 4 & 7	2	0
-----------------------------	---	---

County Totals : **2** **2** **0**

Office Totals : **2,062** **2,057** **5**

**Wisconsin State Elections Board
 Canvass - Reporting Unit Detail
 Fall Republican Primary Election - 09/09/2008**

State Assembly, District No. 90

REP	REP
Karl Van Roy	Scattering

Brown County

Howard Village Wards 1 - 4, 11 & 12	75	0
Howard Village Wards 5 - 10	65	0
Howard Village Wards 13 - 16	82	0
Suamico Village Ward 7	11	0
Green Bay City Ward 25	9	0
Green Bay City Ward 28	28	0
Green Bay City Ward 29	22	0
Green Bay City Ward 30	18	0
Green Bay City Ward 31	16	0
Green Bay City Ward 32	43	1
Green Bay City Ward 33	59	0
Green Bay City Ward 34	32	0
Green Bay City Ward 35	24	0
Green Bay City Ward 37	10	0
Green Bay City Ward 38	23	0
Green Bay City Ward 39	42	0
Green Bay City Ward 40	24	0
Green Bay City Ward 41	32	0
Green Bay City Ward 42	47	0
Green Bay City Ward 43	53	0
Green Bay City Ward 44	24	0
Green Bay City Ward 45	31	0

County Totals : **771** **770** **1**

Office Totals : **771** **770** **1**

Wisconsin State Elections Board
Canvass - Reporting Unit Detail
Fall Republican Primary Election - 09/09/2008

State Assembly, District No. 91

REP	REP	REP
David Anderson	Dave Hegenbarth	Scattering

Buffalo County

Alma Town	16	18	0
Belvidere Town	23	19	0
Buffalo Town	10	18	0
Canton Town	6	7	0
Cross Town	1	10	0
Dover Town	3	9	0
Gilmanton Town	13	13	1
Glencoe Town	7	18	0
Lincoln Town	15	13	0
Maxville Town	8	16	0
Milton Town	4	19	0
Modena Town	16	13	0
Mondovi Town Wards 1 & 2	14	6	0
Montana Town	3	9	0
Naples Town	14	13	0
Nelson Town	17	19	0
Waumandee Town	8	31	0
Cochrane Village	7	27	0
Nelson Village	9	11	0
Alma City Wards 1 & 2	42	60	0
Buffalo City	17	36	0
Fountain City City Wards 1 & 2	19	22	0
Mondovi City Wards 1 - 3	32	59	0

County Totals : **771** **304** **466** **1**

Wisconsin State Elections Board
Canvass - Reporting Unit Detail
Fall Republican Primary Election - 09/09/2008

State Assembly, District No. 91

	REP	REP	REP
David Anderson		Dave Hegenbarth	Scattering

Jackson County

Springfield Town Wards 1 & 2	4	5	0
Taylor Village	0	2	0

County Totals : **11** **4** **7** **0**

Pepin County

Durand Town Wards 1 & 2	5	7	0
Frankfort Town Wards 1 & 2	5	3	0
Pepin Town Wards 1 & 2	6	12	0
Stockholm Town	7	3	0
Waterville Town Wards 1 & 2	8	6	0
Waubeeek Town	1	1	0
Pepin Village Wards 1 & 2	16	13	0
Stockholm Village	2	2	0
Durand City Wards 1 - 3	19	41	0

County Totals : **157** **69** **88** **0**

Pierce County

Ellsworth Town Wards 1 & 2	28	14	0
El Paso Town Wards 1 & 2	8	8	0
Hartland Town	15	10	0
Isabelle Town	3	9	0
Maiden Rock Town	15	9	0
Martell Town Wards 1 & 2	48	40	0

Wisconsin State Elections Board
Canvass - Reporting Unit Detail
Fall Republican Primary Election - 09/09/2008

State Assembly, District No. 91

	REP	REP	REP
David Anderson			
Dave Hegenbarth			
Scattering			

Pierce County

Salem Town Wards 1 & 2	3	10	0
Union Town	10	5	1
Bay City Village	8	5	0
Maiden Rock Village	3	1	0
Plum City Village	14	8	0

County Totals : **275** **155** **119** **1**

Trempealeau County

Albion Town Wards 1 & 2	5	7	0
Arcadia Town Wards 1 - 3	4	55	0
Burnside Town Wards 1 & 2	2	7	0
Caledonia Town	9	29	0
Chimney Rock Town	3	5	0
Dodge Town	1	18	0
Ettrick Town Wards 1 & 2	15	58	0
Gale Town Wards 1 & 2	31	140	0
Hale Town Wards 1 - 3	10	15	0
Lincoln Town Wards 1 & 2	14	11	0
Pigeon Town Wards 1 & 2	16	9	0
Preston Town Wards 1 - 3	15	25	0
Sumner Town	13	10	0
Trempealeau Town Wards 1 - 3	16	58	0
Unity Town Wards 1 & 2	13	12	0
Eleva Village	7	8	0
Ettrick Village	5	43	0

**Wisconsin State Elections Board
 Canvass - Reporting Unit Detail
 Fall Republican Primary Election - 09/09/2008**

State Assembly, District No. 91

REP	REP	REP
David Anderson	Dave Hegenbarth	Scattering

Trempealeau County

Pigeon Falls Village	12	11	0
Strum Village Wards 1 & 2	8	7	0
Trempealeau Village Wards 1 & 2	7	43	0
Arcadia City Wards 1 - 3	15	59	0
Blair City Wards 1 - 3	16	15	0
Galesville City Wards 1 - 4	12	121	0
Independence City Wards 1 - 3	3	20	0
Osseo City Wards 1 - 4	27	25	0
Whitehall City Wards 1 - 4	46	37	0

County Totals : **1,173** **325** **848** **0**

Office Totals : **2,387** **857** **1,528** **2**

**Wisconsin State Elections Board
Canvass - Reporting Unit Detail
Fall Republican Primary Election - 09/09/2008**

State Assembly, District No. 92

	REP	REP
Dan Hellman		Scattering

Clark County

Dewhurst Town	12	0
Levis Town Wards 1 & 2	13	0

County Totals : 25 25 0

Eau Claire County

Bridge Creek Town Wards 1 & 2	14	0
Fairchild Town	6	0
Fairchild Village	3	0
Augusta City Wards 1 - 5	19	0

County Totals : 42 42 0

Jackson County

Adams Town Wards 1 - 4	21	0
Albion Town Wards 1 - 4	14	0
Alma Town Wards 1 & 2	11	0
Bear Bluff Town	7	0
Brockway Town Wards 1 - 6	19	0
City Point Town	10	0
Cleveland Town	10	0
Curran Town	6	0
Franklin Town	3	0
Garden Valley Town	10	0
Garfield Town	7	0

Wisconsin State Elections Board
Canvass - Reporting Unit Detail
Fall Republican Primary Election - 09/09/2008

State Assembly, District No. 92

	REP	REP
Dan Hellman		Scattering

Jackson County

Hixton Town Wards 1 & 2	7	0
Irving Town Wards 1 & 2	6	0
Knapp Town	3	0
Komensky Town	0	0
Manchester Town	9	0
Melrose Town Wards 1 & 2	7	0
Millston Town	3	0
North Bend Town	5	0
Northfield Town	11	0
Alma Center Village	11	0
Hixton Village	8	0
Melrose Village	13	0
Merrillan Village	16	0
Black River Falls City Wards 1 - 4	39	0

County Totals : **256** **256** **0**

Monroe County

Adrian Town	11	0
Angelo Town Wards 1 - 3	14	0
Byron Town Wards 1 & 2	16	0
Grant Town	13	0
Greenfield Town	14	0
Lafayette Town Wards 1 & 2	10	0
La Grange Town Wards 1 - 3	26	0
Lincoln Town	15	0

**Wisconsin State Elections Board
 Canvass - Reporting Unit Detail
 Fall Republican Primary Election - 09/09/2008**

State Assembly, District No. 92

	REP	REP
	Dan Hellman	Scattering

Monroe County

Little Falls Town Wards 1 & 2	19	0
New Lyme Town	12	0
Oakdale Town	14	0
Scott Town	9	0
Sparta Town Wards 1 - 4	17	0
Tomah Town Wards 1 & 2	24	0
Oakdale Village	5	0
Warrens Village	7	0
Wyeville Village	4	0
Sparta City Wards 1 - 17	82	0
Tomah City Wards 1 - 16	103	0

County Totals : **415** **415** **0**

Office Totals : **738** **738** **0**

**Wisconsin State Elections Board
Canvass - Reporting Unit Detail
Fall Republican Primary Election - 09/09/2008**

State Assembly, District No. 93

	REP	REP	REP
John Schiess		Darcy Fields	Scattering

Dunn County

Dunn Town Wards 1 - 3	5	9	0
Eau Galle Town	7	14	0
Peru Town	2	3	0
Rock Creek Town	0	28	0
Weston Town Wards 1 & 2	0	6	0

County Totals : 74 14 60 0

Eau Claire County

Brunswick Town Wards 1 & 2	10	61	0
Clear Creek Town Wards 1 & 2	1	17	0
Drammen Town	4	16	0
Otter Creek Town	2	3	0
Pleasant Valley Town Wards 1 - 4	13	73	0
Washington Town Wards 1 - 8, 10 - 12	36	162	0
Altoona City Wards 1 - 7, 9 - 11	18	64	0
Eau Claire City Ward 2	5	16	0
Eau Claire City Ward 3	17	28	0
Eau Claire City Ward 4	10	35	0
Eau Claire City Ward 5	2	6	0
Eau Claire City Ward 6	2	1	0
Eau Claire City Ward 15	22	82	0
Eau Claire City Ward 17	15	131	0
Eau Claire City Ward 18	12	70	0
Eau Claire City Ward 20	4	10	0
Eau Claire City Ward 21	6	32	0

**Wisconsin State Elections Board
Canvass - Reporting Unit Detail
Fall Republican Primary Election - 09/09/2008**

State Assembly, District No. 93

	REP	REP	REP
John Schiess			
Darcy Fields			
Scattering			

Eau Claire County

Eau Claire City Ward 24	0	0	0
Eau Claire City Ward 25	17	115	0
Eau Claire City Ward 26	9	42	0
Eau Claire City Ward 27	2	42	0
Eau Claire City Ward 28	9	73	0
Eau Claire City Ward 30	12	45	0
Eau Claire City Ward 32	5	5	0
Eau Claire City Ward 33	0	15	0
Eau Claire City Ward 38	6	38	0
Eau Claire City Ward 39	2	22	0

County Totals : **1,445 241 1,204 0**

Pepin County

Albany Town	10	9	0
Lima Town Wards 1 & 2	2	11	0

County Totals : **32 12 20 0**

Pierce County

Rock Elm Town	5	6	0
---------------	---	---	---

County Totals : **11 5 6 0**

Office Totals : **1,562 272 1,290 0**

**Wisconsin State Elections Board
Canvass - Reporting Unit Detail
Fall Republican Primary Election - 09/09/2008**

State Assembly, District No. 94

	REP	REP
Mike Huebsch		
		Scattering

LaCrosse County

Bangor Town	3	0
Barre Town Wards 1 & 2	14	0
Burns Town	6	0
Campbell Town Wards 1 - 6	34	0
Farmington Town Wards 1 - 3	17	0
Greenfield Town Wards 1 - 3	10	0
Hamilton Town Wards 1 - 3	20	0
Holland Town Wards 1 - 4	16	0
Medary Town Wards 1 & 2	22	0
Onalaska Town Wards 1 - 7	45	0
Shelby Town Wards 2 & 3	18	1
Washington Town	1	0
Bangor Village Wards 1 & 2	10	0
Holmen Village Wards 1 - 10	50	0
Rockland Village	1	0
West Salem Village Wards 1 - 6	29	0
La Crosse City Ward 18	0	0
La Crosse City Ward 19	0	0
La Crosse City Ward 20	0	0
La Crosse City Ward 21	0	0
Onalaska City Wards 1 - 4	62	4
Onalaska City Wards 5 - 8 & 13	31	0
Onalaska City Wards 9 - 12	44	0

County Totals : **438 433 5**

**Wisconsin State Elections Board
 Canvass - Reporting Unit Detail
 Fall Republican Primary Election - 09/09/2008**

State Assembly, District No. 94

	REP	REP
Mike Huebsch		Scattering

Monroe County

Leon Town	11	0
Portland Town	12	0
Melvina Village	3	0

County Totals : **26** **26** **0**

Office Totals : **464** **459** **5**

**Wisconsin State Elections Board
Canvass - Reporting Unit Detail
Fall Republican Primary Election - 09/09/2008**

State Assembly, District No. 95

REP
Scattering

LaCrosse County

Campbell Town Ward 7	0
Shelby Town Wards 1, 4 - 6	5
La Crosse City Ward 1	3
La Crosse City Ward 2	1
La Crosse City Ward 3	1
La Crosse City Ward 4	1
La Crosse City Ward 5	0
La Crosse City Ward 6	0
La Crosse City Ward 7	2
La Crosse City Ward 8	1
La Crosse City Ward 9	2
La Crosse City Ward 10	2
La Crosse City Ward 11	0
La Crosse City Ward 12	0
La Crosse City Ward 13	0
La Crosse City Ward 14	3
La Crosse City Ward 15	3
La Crosse City Ward 16	0
La Crosse City Ward 17	1

County Totals : 25 25

Office Totals : 25 25

Wisconsin State Elections Board
Canvass - Reporting Unit Detail
Fall Republican Primary Election - 09/09/2008

State Assembly, District No. 96

REP	REP
Lee Nerison	Scattering

Crawford County

Bridgeport Town	15	0
Clayton Town Wards 1 - 3	11	0
Eastman Town Wards 1 & 2	12	0
Freeman Town	8	0
Haney Town	8	0
Marietta Town	3	0
Prairie du Chien Town	16	0
Scott Town	6	2
Seneca Town	7	0
Utica Town	12	0
Wauzeka Town Wards 1 & 2	4	0
Bell Center Village	8	0
De Soto Village Ward 2	3	0
Eastman Village	10	0
Ferryville Village	11	0
Gays Mills Village	12	0
Lynxville Village	11	0
Mount Sterling Village	7	0
Soldiers Grove Village	10	0
Steuben Village	7	0
Wauzeka Village	6	0
Prairie du Chien City Ward 1	16	0
Prairie du Chien City Wards 2 & 3	15	0
Prairie du Chien City Wards 4 & 5	10	0
Prairie du Chien City Ward 6	9	0
Prairie du Chien City Wards 7 & 8	18	0
Prairie du Chien City Ward 9	22	0

**Wisconsin State Elections Board
Canvass - Reporting Unit Detail
Fall Republican Primary Election - 09/09/2008**

State Assembly, District No. 96

	REP	REP
Lee Nerison		Scattering

County Totals : **279** **277** **2**

Monroe County

Jefferson Town	7	0
Ridgeville Town	4	0
Sheldon Town	8	0
Wellington Town Wards 1 & 2	9	0
Wells Town	10	0
Wilton Town Wards 1 - 3	10	0
Cashton Village Wards 1 & 2	16	0
Norwalk Village	12	0
Wilton Village	8	0

County Totals : **84** **84** **0**

Richland County

Akan Town	9	0
Bloom Town	19	0
Forest Town	10	0
Henrietta Town	15	0
Sylvan Town Wards 1 - 4	12	0
Viola Village Ward 2	12	0
Yuba Village	6	0

County Totals : **83** **83** **0**

**Wisconsin State Elections Board
Canvass - Reporting Unit Detail
Fall Republican Primary Election - 09/09/2008**

State Assembly, District No. 96

REP	REP
Lee Nerison	Scattering

Vernon County

Bergen Town Wards 1 - 3	11	0
Christiana Town Wards 1 & 2	12	0
Clinton Town Wards 1 & 2	10	0
Coon Town Wards 1 & 2	14	0
Forest Town	10	0
Franklin Town	27	0
Genoa Town Wards 1 & 2	13	0
Greenwood Town	6	0
Hamburg Town Wards 1 & 2	15	0
Harmony Town	10	0
Hillsboro Town Wards 1 & 2	13	0
Jefferson Town Wards 1 - 4	13	0
Kickapoo Town	4	0
Liberty Town	7	0
Stark Town Wards 1 & 2	11	0
Sterling Town	10	0
Union Town Wards 1 & 2	17	0
Viroqua Town Wards 1 - 4	26	0
Webster Town	10	0
Wheatland Town	14	0
Whitestown Town	12	0
Chaseburg Village	4	0
Coon Valley Village	12	0
De Soto Village Ward 1	9	0
Genoa Village	3	0
La Farge Village	14	0
Ontario Village	12	0
Readstown Village	11	0

**Wisconsin State Elections Board
 Canvass - Reporting Unit Detail
 Fall Republican Primary Election - 09/09/2008**

State Assembly, District No. 96

	REP	REP
Lee Nerison		Scattering

Vernon County

Stoddard Village	14	0
Viola Village Ward 1	6	0
Hillsboro City Wards 1 - 4	20	0
Viroqua City Wards 1 - 9	64	2
Westby City Wards 1 - 5	22	0

County Totals : **458** **456** **2**

Office Totals : **904** **900** **4**

Wisconsin State Elections Board
Canvass - Reporting Unit Detail
Fall Republican Primary Election - 09/09/2008

State Assembly, District No. 97

REP	REP
Bill Kramer	Scattering

Waukesha County

Waukesha Town Wards 1 & 4	108	1
Waukesha Town Wards 2 & 5	77	0
Waukesha City Ward 1	85	0
Waukesha City Ward 2	146	0
Waukesha City Ward 3	75	0
Waukesha City Ward 4	39	0
Waukesha City Ward 5	45	0
Waukesha City Ward 6	33	0
Waukesha City Ward 7	80	1
Waukesha City Ward 9	53	0
Waukesha City Ward 16	56	1
Waukesha City Ward 17	49	0
Waukesha City Ward 18	16	0
Waukesha City Ward 19	62	0
Waukesha City Ward 20	64	0
Waukesha City Ward 21	36	1
Waukesha City Ward 22	35	0
Waukesha City Ward 23	29	0
Waukesha City Ward 24	60	2
Waukesha City Ward 27	155	1
Waukesha City Ward 28	58	0
Waukesha City Ward 29	42	0
Waukesha City Ward 30	29	2
Waukesha City Ward 31	78	0
Waukesha City Ward 32	134	1
Waukesha City Ward 33	137	1
Waukesha City Ward 34	67	1
Waukesha City Ward 35	51	0

**Wisconsin State Elections Board
 Canvass - Reporting Unit Detail
 Fall Republican Primary Election - 09/09/2008**

State Assembly, District No. 97

	REP	REP
Bill Kramer		Scattering

Waukesha County

Waukesha City Ward 36	169	0
Waukesha City Ward 37	67	0
Waukesha City Ward 38	62	1
Waukesha City Ward 40	0	0
Waukesha City Ward 41	1	0
Waukesha City Ward 44	0	0
Waukesha City Ward 45	0	0
Waukesha City Ward 47	2	1
Waukesha City Ward 50	0	0
Waukesha City Ward 52	0	0
Waukesha City Ward 57	0	0

County Totals : **2,214** **2,200** **14**

Office Totals : **2,214** **2,200** **14**

**Wisconsin State Elections Board
Canvass - Reporting Unit Detail
Fall Republican Primary Election - 09/09/2008**

State Assembly, District No. 98

REP	REP
Rich Zipperer	Scatterring

Waukesha County

Brookfield Town Wards 1 & 4	101	0
Brookfield Town Wards 2 & 8	57	0
Brookfield Town Wards 3 & 6	201	0
Brookfield Town Wards 5 & 7	126	1
Brookfield Town Wards 9 & 10	64	0
Lisbon Town Ward 4	27	0
Lisbon Town Wards 5 - 7	154	0
Pewaukee Village Wards 1 - 10	364	1
Sussex Village Wards 12, 14 - 17, 20 & 21	5	0
Brookfield City Ward 4	169	0
Brookfield City Ward 5	176	0
Brookfield City Ward 6	179	0
Brookfield City Ward 8	141	0
Brookfield City Ward 10	111	0
Brookfield City Ward 11	141	0
Brookfield City Ward 12	157	2
Brookfield City Ward 13	127	0
Brookfield City Ward 14	92	0
Brookfield City Ward 16	105	0
Brookfield City Ward 17	223	0
Brookfield City Ward 18	127	0
Brookfield City Ward 19	148	0
Brookfield City Ward 20	136	1
Brookfield City Ward 21	53	0
Brookfield City Ward 22	97	1
Pewaukee City Wards 1 - 3	236	1
Pewaukee City Wards 4 - 6	295	1
Pewaukee City Wards 8 - 10	321	2

**Wisconsin State Elections Board
 Canvass - Reporting Unit Detail
 Fall Republican Primary Election - 09/09/2008**

State Assembly, District No. 98

	REP	REP
Rich Zipperer		
Scattering		

Waukesha County

Waukesha City Ward 43	0	0
Waukesha City Ward 54	0	0
Waukesha City Ward 55	1	0
Waukesha City Ward 59	2	0

County Totals : **4,146** **4,136** **10**

Office Totals : **4,146** **4,136** **10**

Wisconsin State Elections Board
Canvass - Reporting Unit Detail
Fall Republican Primary Election - 09/09/2008

State Assembly, District No. 99

	REP	REP
Don Pridemore		
Scattering		

Washington County

Erin Town Wards 1 - 4	281	3
Hartford Town Wards 1 - 4 & 6	184	3
Polk Town Ward 5	61	0
Richfield Village Ward 1	129	1
Richfield Village Wards 2 - 4	187	0
Richfield Village Ward 5	65	0
Richfield Village Wards 9 & 10	107	1
Slinger Village Ward 9	11	0
Hartford City Wards 1 - 8, 18, 24, 25, 29, 32, 36 & 37	211	6
Hartford City Wards 9 - 11, 23, 31, 38 & 42	165	2
Hartford City Wards 12 - 15, 17, 19 - 22, 26 - 28, 30, 33 - 35, 40 & 41	213	4

County Totals : 1,634 1,614 20

Waukesha County

Lisbon Town Wards 1, 9, 10 & 12	204	1
Lisbon Town Wards 2, 3 & 11	141	2
Lisbon Town Ward 8	47	0
Merton Town Wards 1 - 3	182	3
Merton Town Wards 4 - 6	227	0
Merton Town Wards 7 - 9	179	0
Lannon Village Wards 1 & 2	60	0
Menomonee Falls Village Wards 18, 25 & 26	202	1
Menomonee Falls Village Ward 24	56	0
Menomonee Falls Village Ward 27	58	0
Merton Village Wards 1 - 3	154	0

**Wisconsin State Elections Board
 Canvass - Reporting Unit Detail
 Fall Republican Primary Election - 09/09/2008**

State Assembly, District No. 99

	REP	REP
Don Pridemore		
Scattering		

Waukesha County

Sussex Village Wards 1, 2 & 10	90	3
Sussex Village Wards 3, 4 & 11	144	1
Sussex Village Wards 5 - 7	98	1
Sussex Village Wards 8, 9, 13, 18 & 19	95	0

County Totals : **1,949** **1,937** **12**

Office Totals : **3,583** **3,551** **32**