

**Wisconsin State Elections Board**  
**Canvass Summary**  
**Fall Democratic Primary Election - 09/09/2008**

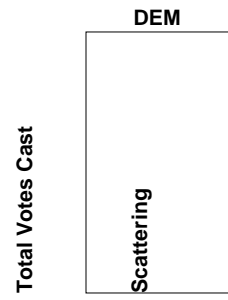
**Adams County District Attorney**

	DEM	DEM
<b>Total Votes Cast</b>	<b>Mark D. Thibodeau</b>	<b>Scattering</b>

Adams County	1,031	1,026	5
<b>Office Totals :</b>	<b>1,031</b>	<b>1,026</b>	<b>5</b>

**Wisconsin State Elections Board**  
**Canvass Summary**  
**Fall Democratic Primary Election - 09/09/2008**

**Ashland County District Attorney**



Ashland County	11	11
<b>Office Totals :</b>	<b>11</b>	<b>11</b>

**Wisconsin State Elections Board**  
**Canvass Summary**  
**Fall Democratic Primary Election - 09/09/2008**

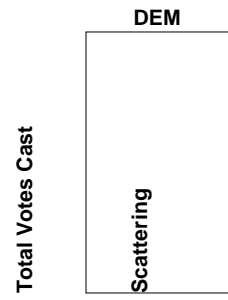
**Barron County District Attorney**

	DEM	DEM
Total Votes Cast	Angela L. Holmstrom Beranek	Scattering

Barron County	430	428	2
<b>Office Totals :</b>	<b>430</b>	<b>428</b>	<b>2</b>

**Wisconsin State Elections Board**  
**Canvass Summary**  
**Fall Democratic Primary Election - 09/09/2008**

**Bayfield County District Attorney**

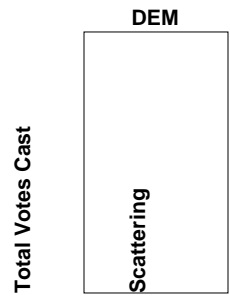


Bayfield County                    5                    5

**Office Totals :**                    **5**                    **5**

**Wisconsin State Elections Board**  
**Canvass Summary**  
Fall Democratic Primary Election - 09/09/2008

**Brown County District Attorney**



Brown County	248	248
<b>Office Totals :</b>	<b>248</b>	<b>248</b>

**Wisconsin State Elections Board**  
**Canvass Summary**  
**Fall Democratic Primary Election - 09/09/2008**

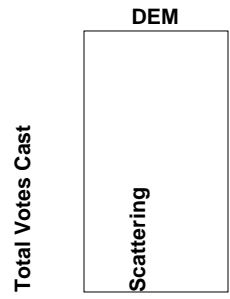
**Buffalo County District Attorney**

	DEM	DEM
<b>Total Votes Cast</b>	<b>Thomas W. Clark</b>	<b>Scattering</b>

Buffalo County	809	805	4
<b>Office Totals :</b>	<b>809</b>	<b>805</b>	<b>4</b>

**Wisconsin State Elections Board**  
**Canvass Summary**  
Fall Democratic Primary Election - 09/09/2008

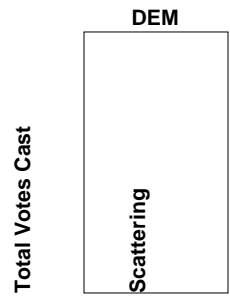
**Burnett County District Attorney**



Burnett County	17	17
<b>Office Totals :</b>	<b>17</b>	<b>17</b>

**Wisconsin State Elections Board**  
**Canvass Summary**  
**Fall Democratic Primary Election - 09/09/2008**

**Calumet County District Attorney**



Calumet County

3

3

**Office Totals :**

**3**

**3**



**Wisconsin State Elections Board**  
**Canvass Summary**  
**Fall Democratic Primary Election - 09/09/2008**

**Chippewa County District Attorney**

	DEM	DEM
<b>Total Votes Cast</b>	<b>Holly Wood Webster</b>	<b>Scattering</b>

Chippewa County	508	507	1
<b>Office Totals :</b>	<b>508</b>	<b>507</b>	<b>1</b>

**Wisconsin State Elections Board**  
**Canvass Summary**  
**Fall Democratic Primary Election - 09/09/2008**

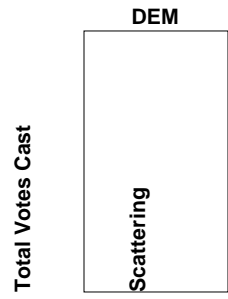
**Clark County District Attorney**

	DEM	DEM
<b>Total Votes Cast</b>	<b>Darwin L. Zwieg</b>	<b>Scattering</b>

Clark County	672	671	1
<b>Office Totals :</b>	<b>672</b>	<b>671</b>	<b>1</b>

**Wisconsin State Elections Board**  
**Canvass Summary**  
**Fall Democratic Primary Election - 09/09/2008**

**Columbia County District Attorney**



Columbia County

432

432

**Office Totals :**

**432**

**432**

**Wisconsin State Elections Board**  
**Canvass Summary**  
**Fall Democratic Primary Election - 09/09/2008**

**Crawford County District Attorney**

	DEM	DEM
<b>Total Votes Cast</b>	<b>Timothy C. Baxter</b>	<b>Scattering</b>

Crawford County	325	324	1
<b>Office Totals :</b>	<b>325</b>	<b>324</b>	<b>1</b>

**Wisconsin State Elections Board**  
**Canvass Summary**  
**Fall Democratic Primary Election - 09/09/2008**

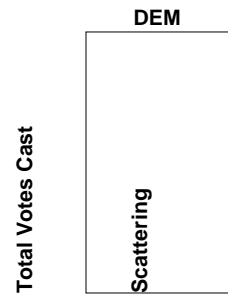
**Dane County District Attorney**

Total Votes Cast	DEM	DEM
	Brian Blanchard	Scattering

Dane County	12,174	12,104	70
<b>Office Totals :</b>	<b>12,174</b>	<b>12,104</b>	<b>70</b>

**Wisconsin State Elections Board**  
**Canvass Summary**  
Fall Democratic Primary Election - 09/09/2008

**Dodge County District Attorney**

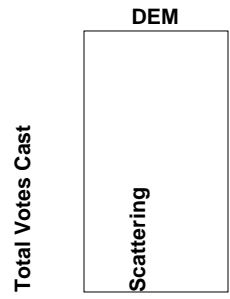


Dodge County                    7                    7

**Office Totals :**                7                    7

**Wisconsin State Elections Board**  
**Canvass Summary**  
**Fall Democratic Primary Election - 09/09/2008**

**Door County District Attorney**



Door County	25	25
<b>Office Totals :</b>	<b>25</b>	<b>25</b>

**Wisconsin State Elections Board  
Canvass Summary  
Fall Democratic Primary Election - 09/09/2008**

**Douglas County District Attorney**

	DEM	DEM
<b>Total Votes Cast</b>	<b>Daniel W. Blank</b>	<b>Scattering</b>

Douglas County	4,973	4,886	87
<b>Office Totals :</b>	<b>4,973</b>	<b>4,886</b>	<b>87</b>



**Wisconsin State Elections Board**  
**Canvass Summary**  
Fall Democratic Primary Election - 09/09/2008

**Dunn County District Attorney**



Dunn County	8	8
<b>Office Totals :</b>	<b>8</b>	<b>8</b>

**Wisconsin State Elections Board**  
**Canvass Summary**  
**Fall Democratic Primary Election - 09/09/2008**

**Eau Claire County District Attorney**

Total Votes Cast	DEM	DEM
	Rich White	Scattering

Eau Claire County	1,585	1,566	19
<b>Office Totals :</b>	<b>1,585</b>	<b>1,566</b>	<b>19</b>

**Wisconsin State Elections Board**  
**Canvass Summary**  
**Fall Democratic Primary Election - 09/09/2008**

**Fond du Lac County District Attorney**

	DEM	DEM
<b>Total Votes Cast</b>	<b>Michael E. O'Rourke</b>	<b>Scattering</b>

Fond du Lac County	944	942	2
<b>Office Totals :</b>	<b>944</b>	<b>942</b>	<b>2</b>

**Wisconsin State Elections Board**  
**Canvass Summary**  
**Fall Democratic Primary Election - 09/09/2008**

**Forest County District Attorney**

	DEM	DEM
<b>Total Votes Cast</b>	<b>Chuck Simono</b>	<b>Scattering</b>

Forest County	246	246	0
<b>Office Totals :</b>	<b>246</b>	<b>246</b>	<b>0</b>

**Wisconsin State Elections Board**  
**Canvass Summary**  
**Fall Democratic Primary Election - 09/09/2008**

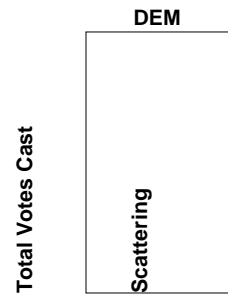
**Grant County District Attorney**



Grant County	16	16
<b>Office Totals :</b>	<b>16</b>	<b>16</b>

**Wisconsin State Elections Board**  
**Canvass Summary**  
Fall Democratic Primary Election - 09/09/2008

**Green County District Attorney**



Green County	34	34
<b>Office Totals :</b>	<b>34</b>	<b>34</b>

**Wisconsin State Elections Board**  
**Canvass Summary**  
**Fall Democratic Primary Election - 09/09/2008**

**Iowa County District Attorney**

	DEM	DEM
<b>Total Votes Cast</b>	<b>Larry E. Nelson</b>	<b>Scattering</b>

Iowa County	654	652	2
<b>Office Totals :</b>	<b>654</b>	<b>652</b>	<b>2</b>

**Wisconsin State Elections Board  
Canvass Summary  
Fall Democratic Primary Election - 09/09/2008**

**Iron County District Attorney**

	DEM	DEM	DEM	DEM
<b>Total Votes Cast</b>	<b>Jodie Bednar-Clemens</b>	<b>Sam Filippo</b>	<b>Martin J. Lipske</b>	<b>Scattering</b>

Iron County	2,078	345	571	1,162	0
<b>Office Totals :</b>	<b>2,078</b>	<b>345</b>	<b>571</b>	<b>1,162</b>	<b>0</b>



**Wisconsin State Elections Board**  
**Canvass Summary**  
**Fall Democratic Primary Election - 09/09/2008**

**Jackson County District Attorney**

	DEM	DEM
<b>Total Votes Cast</b>	<b>Gerald R. Fox</b>	<b>Scattering</b>

Jackson County	1,099	1,097	2
<b>Office Totals :</b>	<b>1,099</b>	<b>1,097</b>	<b>2</b>

**Wisconsin State Elections Board**  
**Canvass Summary**  
**Fall Democratic Primary Election - 09/09/2008**

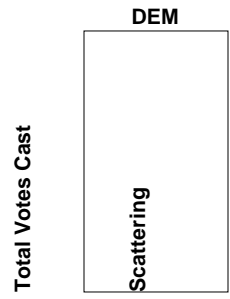
**Jefferson County District Attorney**

	DEM	DEM
<b>Total Votes Cast</b>	<b>Susan V. Happ</b>	<b>Scattering</b>

Jefferson County	887	885	2
<b>Office Totals :</b>	<b>887</b>	<b>885</b>	<b>2</b>

**Wisconsin State Elections Board**  
**Canvass Summary**  
**Fall Democratic Primary Election - 09/09/2008**

**Juneau County District Attorney**



Juneau County	11	11
<b>Office Totals :</b>	<b>11</b>	<b>11</b>

**Wisconsin State Elections Board**  
**Canvass Summary**  
**Fall Democratic Primary Election - 09/09/2008**

**Kenosha County District Attorney**

	DEM	DEM
<b>Total Votes Cast</b>	<b>Robert D. Zapf</b>	<b>Scattering</b>

Kenosha County	7,077	7,017	60
<b>Office Totals :</b>	<b>7,077</b>	<b>7,017</b>	<b>60</b>

**Wisconsin State Elections Board**  
**Canvass Summary**  
**Fall Democratic Primary Election - 09/09/2008**

**Kewaunee County District Attorney**

Total Votes Cast	DEM	DEM
	Andrew Naze	Scattering

Kewaunee County	594	593	1
<b>Office Totals :</b>	<b>594</b>	<b>593</b>	<b>1</b>

**Wisconsin State Elections Board**  
**Canvass Summary**  
**Fall Democratic Primary Election - 09/09/2008**

**La Crosse County District Attorney**

Total Votes Cast	DEM	DEM
	Tim Gruenke	Scattering

LaCrosse County

1,138      1,132      6

**Office Totals :**

**1,138      1,132      6**

**Wisconsin State Elections Board**  
**Canvass Summary**  
**Fall Democratic Primary Election - 09/09/2008**

**Lafayette County District Attorney**

	DEM	DEM
<b>Total Votes Cast</b>	<b>Charlotte L. Doherty</b>	<b>Scattering</b>

Lafayette County	244	243	1
<b>Office Totals :</b>	<b>244</b>	<b>243</b>	<b>1</b>

**Wisconsin State Elections Board  
Canvass Summary  
Fall Democratic Primary Election - 09/09/2008**

**Langlade County District Attorney**

	DEM	DEM	DEM
<b>Total Votes Cast</b>	<b>Robert Barrington</b>	<b>Ralph M. Uttke</b>	<b>Scattering</b>

Langlade County	2,867	1,231	1,635	1
<b>Office Totals :</b>	<b>2,867</b>	<b>1,231</b>	<b>1,635</b>	<b>1</b>





**Wisconsin State Elections Board**  
**Canvass Summary**  
**Fall Democratic Primary Election - 09/09/2008**

**Manitowoc County District Attorney**

	DEM	DEM
<b>Total Votes Cast</b>	<b>Mark R. Rohrer</b>	<b>Scattering</b>

Manitowoc County	3,242	3,226	16
<b>Office Totals :</b>	<b>3,242</b>	<b>3,226</b>	<b>16</b>

**Wisconsin State Elections Board**  
**Canvass Summary**  
**Fall Democratic Primary Election - 09/09/2008**

**Marathon County District Attorney**

	DEM	DEM
<b>Total Votes Cast</b>	<b>Jill N. Falstad</b>	<b>Scattering</b>

Marathon County	1,353	1,342	11
<b>Office Totals :</b>	<b>1,353</b>	<b>1,342</b>	<b>11</b>

**Wisconsin State Elections Board**  
**Canvass Summary**  
**Fall Democratic Primary Election - 09/09/2008**

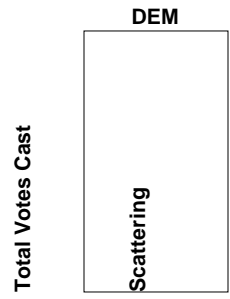
**Marinette County District Attorney**

	DEM	DEM
<b>Total Votes Cast</b>	<b>Allen R. Brey</b>	<b>Scattering</b>

Marinette County	712	706	6
<b>Office Totals :</b>	<b>712</b>	<b>706</b>	<b>6</b>

**Wisconsin State Elections Board**  
**Canvass Summary**  
Fall Democratic Primary Election - 09/09/2008

**Marquette County District Attorney**



Marquette County

6

6

**Office Totals :**

**6**

**6**

**Wisconsin State Elections Board**  
**Canvass Summary**  
**Fall Democratic Primary Election - 09/09/2008**

**Menominee-Shawano County District Attorney**



Shawano County

18

18

**Office Totals :**

**18**

**18**

**Wisconsin State Elections Board**  
**Canvass Summary**  
**Fall Democratic Primary Election - 09/09/2008**

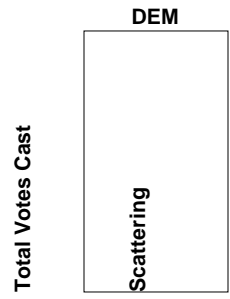
**Milwaukee County District Attorney**

	DEM	DEM
<b>Total Votes Cast</b>	<b>John T. Chisholm</b>	<b>Scattering</b>

Milwaukee County	25,481	25,179	302
<b>Office Totals :</b>	<b>25,481</b>	<b>25,179</b>	<b>302</b>

**Wisconsin State Elections Board**  
**Canvass Summary**  
Fall Democratic Primary Election - 09/09/2008

**Monroe County District Attorney**

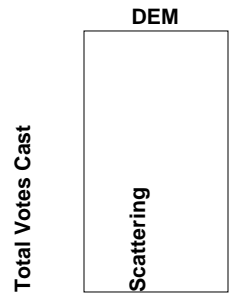


Monroe County	20	20
<b>Office Totals :</b>	<b>20</b>	<b>20</b>



**Wisconsin State Elections Board**  
**Canvass Summary**  
**Fall Democratic Primary Election - 09/09/2008**

**Oconto County District Attorney**



Oconto County	12	12
<b>Office Totals :</b>	<b>12</b>	<b>12</b>

**Wisconsin State Elections Board**  
**Canvass Summary**  
**Fall Democratic Primary Election - 09/09/2008**

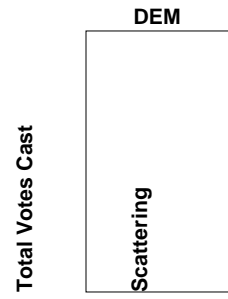
**Oneida County District Attorney**

	DEM	DEM
<b>Total Votes Cast</b>	<b>Michael H. Bloom</b>	<b>Scattering</b>

Oneida County	2,952	2,944	8
<b>Office Totals :</b>	<b>2,952</b>	<b>2,944</b>	<b>8</b>

**Wisconsin State Elections Board**  
**Canvass Summary**  
**Fall Democratic Primary Election - 09/09/2008**

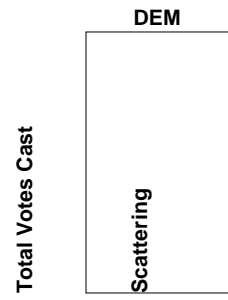
**Outagamie County District Attorney**



Outagamie County	16	16
<b>Office Totals :</b>	<b>16</b>	<b>16</b>

**Wisconsin State Elections Board**  
**Canvass Summary**  
**Fall Democratic Primary Election - 09/09/2008**

**Ozaukee County District Attorney**



Ozaukee County

11

11

**Office Totals :**

**11**

**11**

**Wisconsin State Elections Board**  
**Canvass Summary**  
Fall Democratic Primary Election - 09/09/2008

**Pepin County District Attorney**

	DEM	DEM
Total Votes Cast	Jon D. Seifert	Scattering

Pepin County	415	411	4
<b>Office Totals :</b>	<b>415</b>	<b>411</b>	<b>4</b>

**Wisconsin State Elections Board**  
**Canvass Summary**  
**Fall Democratic Primary Election - 09/09/2008**

**Pierce County District Attorney**

	DEM	DEM
<b>Total Votes Cast</b>	<b>John M. O'Boyle</b>	<b>Scattering</b>

Pierce County	854	853	1
<b>Office Totals :</b>	<b>854</b>	<b>853</b>	<b>1</b>

**Wisconsin State Elections Board**  
**Canvass Summary**  
**Fall Democratic Primary Election - 09/09/2008**

**Polk County District Attorney**

	DEM	DEM
<b>Total Votes Cast</b>	<b>Daniel P. Steffen</b>	<b>Scattering</b>

Polk County	1,539	1,536	3
<b>Office Totals :</b>	<b>1,539</b>	<b>1,536</b>	<b>3</b>

**Wisconsin State Elections Board**  
**Canvass Summary**  
**Fall Democratic Primary Election - 09/09/2008**

**Portage County District Attorney**

	DEM	DEM
<b>Total Votes Cast</b>	<b>Thomas B. Eagon</b>	<b>Scattering</b>

Portage County	1,314	1,314	0
<b>Office Totals :</b>	<b>1,314</b>	<b>1,314</b>	<b>0</b>



**Wisconsin State Elections Board**  
**Canvass Summary**  
**Fall Democratic Primary Election - 09/09/2008**

**Price County District Attorney**

	DEM	DEM
<b>Total Votes Cast</b>	<b>Mark T. Fuhr</b>	<b>Scattering</b>

Price County	951	949	2
<b>Office Totals :</b>	<b>951</b>	<b>949</b>	<b>2</b>



**Wisconsin State Elections Board**  
**Canvass Summary**  
**Fall Democratic Primary Election - 09/09/2008**

**Rock County District Attorney**

	DEM	DEM
<b>Total Votes Cast</b>	<b>David J. O'Leary</b>	<b>Scattering</b>

Rock County	2,148	2,138	10
<b>Office Totals :</b>	<b>2,148</b>	<b>2,138</b>	<b>10</b>

**Wisconsin State Elections Board**  
**Canvass Summary**  
**Fall Democratic Primary Election - 09/09/2008**

**Rusk County District Attorney**

	DEM	DEM
<b>Total Votes Cast</b>	<b>Kathleen A. Pakes</b>	<b>Scattering</b>

Rusk County	559	557	2
<b>Office Totals :</b>	<b>559</b>	<b>557</b>	<b>2</b>

**Wisconsin State Elections Board**  
**Canvass Summary**  
Fall Democratic Primary Election - 09/09/2008

**St. Croix County District Attorney**



St. Croix County

65

65

**Office Totals :**

**65**

**65**

**Wisconsin State Elections Board**  
**Canvass Summary**  
**Fall Democratic Primary Election - 09/09/2008**

**Sauk County District Attorney**



Sauk County	11	11
<b>Office Totals :</b>	<b>11</b>	<b>11</b>

**Wisconsin State Elections Board**  
**Canvass Summary**  
**Fall Democratic Primary Election - 09/09/2008**

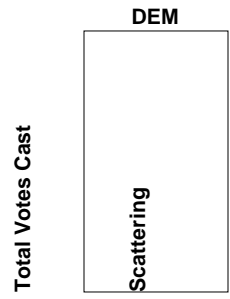
**Sheboygan County District Attorney**

Total Votes Cast	DEM	DEM
	Joe DeCecco	Scattering

Sheboygan County	2,362	2,350	12
<b>Office Totals :</b>	<b>2,362</b>	<b>2,350</b>	<b>12</b>

**Wisconsin State Elections Board**  
**Canvass Summary**  
Fall Democratic Primary Election - 09/09/2008

**Taylor County District Attorney**



Taylor County                    8                    8

**Office Totals :**                **8**                **8**



**Wisconsin State Elections Board**  
**Canvass Summary**  
**Fall Democratic Primary Election - 09/09/2008**

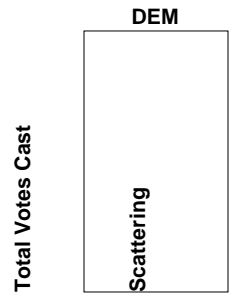
**Trempealeau County District Attorney**

	DEM	DEM
<b>Total Votes Cast</b>	<b>Jeri Marsolek</b>	<b>Scattering</b>

Trempealeau County	1,905	1,895	10
<b>Office Totals :</b>	<b>1,905</b>	<b>1,895</b>	<b>10</b>

**Wisconsin State Elections Board**  
**Canvass Summary**  
Fall Democratic Primary Election - 09/09/2008

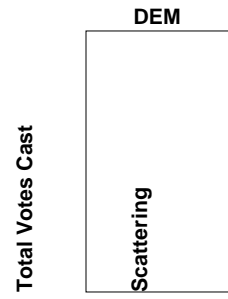
**Vernon County District Attorney**



Vernon County	3	3
<b>Office Totals :</b>	<b>3</b>	<b>3</b>

**Wisconsin State Elections Board**  
**Canvass Summary**  
**Fall Democratic Primary Election - 09/09/2008**

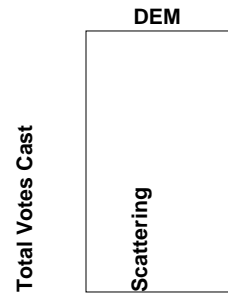
**Vilas County District Attorney**



Vilas County	11	11
<b>Office Totals :</b>	<b>11</b>	<b>11</b>

**Wisconsin State Elections Board**  
**Canvass Summary**  
Fall Democratic Primary Election - 09/09/2008

**Walworth County District Attorney**



Walworth County

29

29

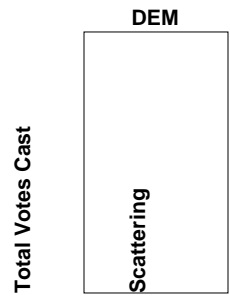
**Office Totals :**

**29**

**29**

**Wisconsin State Elections Board**  
**Canvass Summary**  
**Fall Democratic Primary Election - 09/09/2008**

**Washburn County District Attorney**



Washburn County

8

8

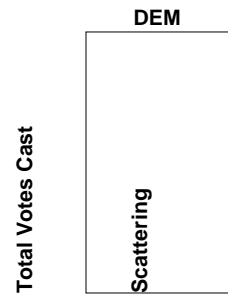
**Office Totals :**

**8**

**8**

**Wisconsin State Elections Board**  
**Canvass Summary**  
Fall Democratic Primary Election - 09/09/2008

**Washington County District Attorney**



Washington County

8

8

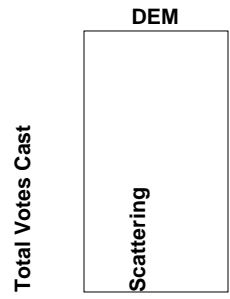
**Office Totals :**

**8**

**8**

**Wisconsin State Elections Board**  
**Canvass Summary**  
**Fall Democratic Primary Election - 09/09/2008**

**Waukesha County District Attorney**



Waukesha County

19

19

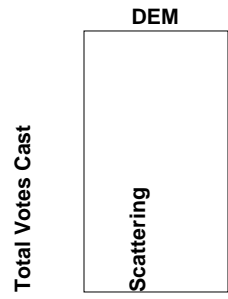
**Office Totals :**

**19**

**19**

**Wisconsin State Elections Board**  
**Canvass Summary**  
**Fall Democratic Primary Election - 09/09/2008**

**Waupaca County District Attorney**



Waupaca County

1

1

**Office Totals :**

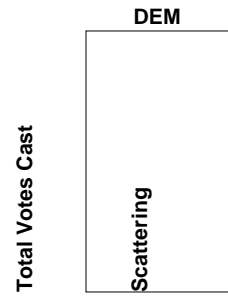
**1**

**1**



**Wisconsin State Elections Board**  
**Canvass Summary**  
Fall Democratic Primary Election - 09/09/2008

**Waushara County District Attorney**



Waushara County

3

3

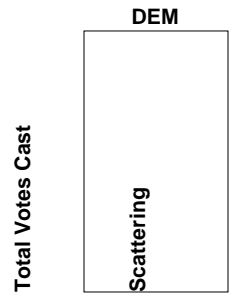
**Office Totals :**

**3**

**3**

**Wisconsin State Elections Board**  
**Canvass Summary**  
**Fall Democratic Primary Election - 09/09/2008**

**Winnebago County District Attorney**



Winnebago County

45

45

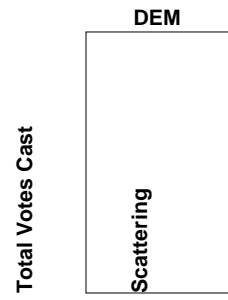
**Office Totals :**

**45**

**45**

**Wisconsin State Elections Board**  
**Canvass Summary**  
Fall Democratic Primary Election - 09/09/2008

**Wood County District Attorney**



Wood County                    24                    24

**Office Totals :**            **24**                    **24**