

WEC Canvass Reporting System

Ward by Ward Report

2022 Partisan Primary

REPRESENTATIVE TO THE ASSEMBLY DISTRICT 1 - Democratic

| | | Total Votes Cast | DEM | |
|----------------------------------|----------------------------------|------------------|----------------|------------|
| | | | Roberta Thelen | SCATTERING |
| BROWN | Town of EATON Wards 1-2 | 62 | 62 | 0 |
| | Town of GREEN BAY Wards 1-3 | 82 | 82 | 0 |
| | Town of HUMBOLDT Wards 1-2 | 43 | 43 | 0 |
| | Town of SCOTT Wards 1-4 | 273 | 272 | 1 |
| | City of GREEN BAY Ward 1 | 1 | 1 | 0 |
| County Totals: | | 461 | 460 | 1 |
| DOOR | Town of BAILEYS HARBOR Wards 1-3 | 228 | 228 | 0 |
| | Town of BRUSSELS Wards 1-2 | 58 | 58 | 0 |
| | Town of CLAY BANKS Ward 1 | 51 | 51 | 0 |
| | Town of EGG HARBOR Wards 1-3 | 164 | 164 | 0 |
| | Town of FORESTVILLE Wards 1-2 | 53 | 52 | 1 |
| | Town of GARDNER Wards 1-2 | 76 | 76 | 0 |
| | Town of GIBRALTAR Wards 1-2 | 189 | 188 | 1 |
| | Town of JACKSONPORT Wards 1-2 | 97 | 97 | 0 |
| | Town of LIBERTY GROVE Wards 1-3 | 384 | 383 | 1 |
| | Town of NASEWAUPEE Wards 1-4 | 150 | 150 | 0 |
| | Town of SEVASTOPOL Wards 1-5 | 330 | 330 | 0 |
| | Town of STURGEON BAY Wards 1-2 | 71 | 71 | 0 |
| | Town of UNION Wards 1-2 | 61 | 61 | 0 |
| | Town of WASHINGTON Ward 1 | 84 | 84 | 0 |
| | Village of EGG HARBOR Ward 1 | 62 | 62 | 0 |
| | Village of EPHRAIM Wards 1-2 | 62 | 62 | 0 |
| | Village of FORESTVILLE Ward 1 | 25 | 25 | 0 |
| | Village of SISTER BAY Wards 1-2 | 178 | 178 | 0 |
| | City of STURGEON BAY Wards 1-9 | 428 | 428 | 0 |
| | City of STURGEON BAY Wards 10-15 | 276 | 276 | 0 |
| City of STURGEON BAY Wards 16-21 | 238 | 238 | 0 | |
| County Totals: | | 3,265 | 3,262 | 3 |

WEC Canvass Reporting System

Ward by Ward Report

2022 Partisan Primary

| | | Total Votes Cast | DEM | |
|-----------------------|---------------------------------|------------------|----------------|------------|
| | | | Roberta Thelen | SCATTERING |
| KEWAUNEE | Town of AHNAPEE Ward 1 | 42 | 41 | 1 |
| | Town of CARLTON Wards 1-2 | 41 | 41 | 0 |
| | Town of CASCO Wards 1-3 | 45 | 45 | 0 |
| | Town of FRANKLIN Ward 1 | 53 | 53 | 0 |
| | Town of LINCOLN Ward 1 | 42 | 42 | 0 |
| | Town of LUXEMBURG Wards 1-3 | 34 | 34 | 0 |
| | Town of MONTPELIER Wards 1-3 | 46 | 46 | 0 |
| | Town of PIERCE Wards 1-3 | 59 | 58 | 1 |
| | Town of RED RIVER Wards 1-4 | 56 | 56 | 0 |
| | Town of WEST KEWAUNEE Wards 1-2 | 39 | 39 | 0 |
| | Village of CASCO Ward 1 | 24 | 24 | 0 |
| | Village of LUXEMBURG Wards 1-5 | 100 | 100 | 0 |
| | City of ALGOMA Wards 1-7 | 243 | 243 | 0 |
| | City of KEWAUNEE Wards 1-6 | 148 | 148 | 0 |
| | County Totals: | 972 | 970 | 2 |
| Office Totals: | 4,698 | 4,692 | 6 | |

WEC Canvass Reporting System

Ward by Ward Report

2022 Partisan Primary

REPRESENTATIVE TO THE ASSEMBLY DISTRICT 2 - Democratic

| | | Total Votes Cast | DEM | |
|-----------------------|----------------------------------|------------------|--------------|------------|
| | | | Renee Gasch | SCATTERING |
| BROWN | Town of HOLLAND Wards 1-2 | 60 | 60 | 0 |
| | Town of LAWRENCE Wards 1-7 | 346 | 345 | 1 |
| | Town of MORRISON Wards 1-2 | 41 | 41 | 0 |
| | Town of WRIGHTSTOWN Wards 1-4 | 85 | 85 | 0 |
| | Village of WRIGHTSTOWN Wards 1-3 | 104 | 104 | 0 |
| | City of DE PERE Wards 1-5 | 585 | 584 | 1 |
| | City of DE PERE Wards 6-9 | 461 | 461 | 0 |
| | City of DE PERE Wards 10-16 | 305 | 305 | 0 |
| | City of DE PERE Wards 17-23 | 390 | 390 | 0 |
| County Totals: | 2,377 | 2,375 | 2 | |
| MANITOWOC | Town of COOPERSTOWN Wards 1-2 | 42 | 42 | 0 |
| | Town of GIBSON Wards 1-2 | 80 | 80 | 0 |
| | Town of MISHICOT Wards 1-2 | 33 | 33 | 0 |
| | Town of TWO CREEKS Ward 1 | 23 | 23 | 0 |
| | Town of TWO RIVERS Wards 1-3 | 97 | 97 | 0 |
| | Village of MARIBEL Ward 1 | 17 | 17 | 0 |
| | Village of MISHICOT Wards 1,2 | 63 | 63 | 0 |
| | City of TWO RIVERS Wards 1-5 | 395 | 395 | 0 |
| | City of TWO RIVERS Wards 6-8 | 197 | 197 | 0 |
| County Totals: | 947 | 947 | 0 | |
| OUTAGAMIE | VILLAGE OF WRIGHTSTOWN Ward 4 | 12 | 12 | 0 |
| | County Totals: | 12 | 12 | 0 |
| Office Totals: | | 3,336 | 3,334 | 2 |

WEC Canvass Reporting System

Ward by Ward Report

2022 Partisan Primary

REPRESENTATIVE TO THE ASSEMBLY DISTRICT 3 - Democratic

| | | Total Votes Cast | SCATTERING |
|-----------------------------|---|-----------------------|------------|
| CALUMET | Town of BRILLION Wards 1-2 | 1 | 1 |
| | Town of RANTOUL Ward 1 | 0 | 0 |
| | Town of WOODVILLE Ward 1 | 1 | 1 |
| | Village of HARRISON Wards 3-14 | 14 | 14 |
| | Village of HILBERT Wards 1-2 | 2 | 2 |
| | Village of POTTER Ward 1 | 0 | 0 |
| | Village of SHERWOOD Wards 1-5 | 4 | 4 |
| | CITY OF APPLETON Ward 13 | 7 | 7 |
| | CITY OF APPLETON Ward 14 | 1 | 1 |
| | CITY OF APPLETON Ward 15 | 2 | 2 |
| | CITY OF APPLETON Ward 25 | 4 | 4 |
| | CITY OF APPLETON Ward 44 | 8 | 8 |
| | CITY OF APPLETON Ward 45 | 5 | 5 |
| | CITY OF APPLETON Ward 46 | 8 | 8 |
| | CITY OF APPLETON Ward 47 | 0 | 0 |
| | City of BRILLION Wards 1-6 | 6 | 6 |
| | CITY OF KAUKAUNA Ward 12 | 0 | 0 |
| CITY OF MENASHA Wards 14-16 | 7 | 7 | |
| | County Totals: | 70 | 70 |
| MANITOWOC | Town of MAPLE GROVE Ward 1 | 0 | 0 |
| | | County Totals: | 0 |
| OUTAGAMIE | Town of BUCHANAN Wards 1-9 | 5 | 5 |
| | Village of COMBINED LOCKS Wards 1,2,3,4,5 | 3 | 3 |
| | VILLAGE OF HARRISON Wards 1-2 | 0 | 0 |
| | Village of KIMBERLY Wards 1-9 | 8 | 8 |
| | City of APPLETON Ward 8 | 4 | 4 |
| | City of APPLETON Ward 9 | 3 | 3 |
| | City of KAUKAUNA Wards 13-15 | 0 | 0 |
| City of KAUKAUNA Ward 16 | 0 | 0 | |

WEC Canvass Reporting System

Ward by Ward Report

2022 Partisan Primary

OUTAGAMIE

| | Total Votes Cast | SCATTERING |
|-----------------------|---------------------|------------|
| County Totals: | 23 | 23 |
| Office Totals: | 93 | 93 |

WEC Canvass Reporting System

Ward by Ward Report

2022 Partisan Primary

REPRESENTATIVE TO THE ASSEMBLY DISTRICT 4 - Democratic

| | | Total Votes Cast | DEM | DEM | |
|------------------|-------------------------------------|------------------|------------------|--------------|------------|
| | | | Ashton Arndorfer | Derek Teague | SCATTERING |
| BROWN | Village of ALLOUEZ Wards 1-2 | 300 | 158 | 140 | 2 |
| | Village of ALLOUEZ Wards 3-4 | 350 | 163 | 186 | 1 |
| | Village of ALLOUEZ Wards 5-6 | 334 | 157 | 177 | 0 |
| | Village of ALLOUEZ Wards 7-9 | 237 | 117 | 120 | 0 |
| | Village of ASHWAUBENON Wards 1-2 | 159 | 72 | 86 | 1 |
| | Village of ASHWAUBENON Wards 3-4 | 139 | 68 | 70 | 1 |
| | Village of ASHWAUBENON Wards 5-6 | 185 | 88 | 96 | 1 |
| | Village of ASHWAUBENON Wards 7-8 | 227 | 117 | 108 | 2 |
| | Village of ASHWAUBENON Ward 9 | 122 | 68 | 54 | 0 |
| | Village of HOWARD Wards 1-2,9-12,14 | 408 | 195 | 213 | 0 |
| | Village of HOWARD Wards 5,21 | 76 | 43 | 33 | 0 |
| | Village of HOWARD Wards 7-8,18-19 | 258 | 117 | 141 | 0 |
| | Village of HOWARD Wards 15-17 | 179 | 96 | 81 | 2 |
| | City of GREEN BAY Ward 31A | 69 | 31 | 38 | 0 |
| | City of GREEN BAY Ward 32 | 117 | 58 | 59 | 0 |
| | City of GREEN BAY Ward 42 | 202 | 107 | 94 | 1 |
| | City of GREEN BAY Ward 43 | 131 | 63 | 68 | 0 |
| | City of GREEN BAY Ward 44 | 66 | 34 | 32 | 0 |
| | City of GREEN BAY Ward 45 | 226 | 97 | 128 | 1 |
| | City of GREEN BAY Ward 46 | 138 | 72 | 66 | 0 |
| | City of GREEN BAY Ward 47 | 231 | 98 | 131 | 2 |
| | County Totals: | 4,154 | 2,019 | 2,121 | 14 |
| OUTAGAMIE | VILLAGE OF HOWARD Ward 20 | 0 | 0 | 0 | 0 |
| | County Totals: | 0 | 0 | 0 | 0 |
| | Office Totals: | 4,154 | 2,019 | 2,121 | 14 |

WEC Canvass Reporting System

Ward by Ward Report

2022 Partisan Primary

REPRESENTATIVE TO THE ASSEMBLY DISTRICT 5 - Democratic

| | | Total Votes Cast | DEM | |
|-----------------------|-------------------------------------|------------------|-----------------------|------------|
| | | | Joseph Van Deurzen | SCATTERING |
| BROWN | Village of ASHWAUBENON Ward 10 | 100 | 100 | 0 |
| | Village of ASHWAUBENON Wards 11-12 | 214 | 213 | 1 |
| | Village of HOBART Wards 1-7 | 276 | 276 | 0 |
| | Village of HOBART Wards 8-11 | 256 | 254 | 2 |
| County Totals: | | 846 | 843 | 3 |
| OUTAGAMIE | Town of FREEDOM Wards 1-8 | 211 | 211 | 0 |
| | Town of KAUKAUNA Wards 1-3 | 37 | 37 | 0 |
| | Town of ONEIDA Wards 1-6 | 166 | 166 | 0 |
| | Town of OSBORN Wards 1-2 | 53 | 53 | 0 |
| | Town of SEYMOUR Ward 1 | 21 | 21 | 0 |
| | Town of VANDENBROEK Wards 1-3 | 51 | 51 | 0 |
| | Village of LITTLE CHUTE Wards 1,10 | 83 | 83 | 0 |
| | Village of LITTLE CHUTE Wards 2-3,9 | 154 | 154 | 0 |
| | Village of LITTLE CHUTE Wards 4-5 | 128 | 128 | 0 |
| | Village of LITTLE CHUTE Wards 6,8 | 91 | 91 | 0 |
| | Village of LITTLE CHUTE Ward 7 | 82 | 82 | 0 |
| | City of APPLETON Ward 53 | 0 | 0 | 0 |
| | City of KAUKAUNA Wards 1-5 | 446 | 446 | 0 |
| | City of KAUKAUNA Wards 6-11 | 446 | 446 | 0 |
| County Totals: | | 1,969 | 1,969 | 0 |
| Office Totals: | | 2,815 | 2,812 | 3 |

WEC Canvass Reporting System

Ward by Ward Report

2022 Partisan Primary

REPRESENTATIVE TO THE ASSEMBLY DISTRICT 6 - Democratic

| | | Total Votes Cast | DEM | |
|-----------------------|----------------------------------|------------------|---------------------|------------|
| | | | William J. Switalia | SCATTERING |
| BROWN | Town of PITTSFIELD Wards 1-3 | 129 | 129 | 0 |
| | Village of PULASKI Wards 1-3,6 | 141 | 140 | 1 |
| | County Totals: | 270 | 269 | 1 |
| OCONTO | VILLAGE OF PULASKI Ward 5 | 0 | 0 | 0 |
| | County Totals: | 0 | 0 | 0 |
| OUTAGAMIE | Town of BLACK CREEK Wards 1-2 | 33 | 33 | 0 |
| | Town of BOVINA Wards 1-2 | 37 | 37 | 0 |
| | Town of CICERO Wards 1-2 | 43 | 43 | 0 |
| | Town of DEER CREEK Ward 1 | 15 | 15 | 0 |
| | Town of ELLINGTON Wards 1-5 | 87 | 87 | 0 |
| | Town of HORTONIA Wards 1-2 | 52 | 52 | 0 |
| | Town of LIBERTY Ward 1 | 27 | 27 | 0 |
| | Town of MAINE Ward 1 | 19 | 19 | 0 |
| | Town of SEYMOUR Ward 2 | 13 | 13 | 0 |
| | Village of BEAR CREEK Ward 1 | 11 | 11 | 0 |
| | Village of BLACK CREEK Wards 1-2 | 42 | 42 | 0 |
| | Village of HORTONVILLE Wards 1-4 | 141 | 141 | 0 |
| | Village of NICHOLS Ward 1 | 1 | 1 | 0 |
| | Village of SHIOCTON Ward 1 | 31 | 31 | 0 |
| | CITY OF NEW LONDON Ward 12 | 0 | 0 | 0 |
| | City of SEYMOUR Wards 1-6 | 134 | 134 | 0 |
| County Totals: | 686 | 686 | 0 | |
| SHAWANO | Town of ANGELICA Wards 1-3 | 38 | 38 | 0 |
| | Town of BELLE PLAINE Wards 1-4 | 60 | 60 | 0 |
| | Town of FAIRBANKS Ward 1 | 11 | 11 | 0 |
| | Town of GERMANIA Ward 1 | 13 | 13 | 0 |
| | Town of GRANT Ward 1 | 20 | 20 | 0 |
| | Town of HARTLAND Wards 1-2 | 11 | 11 | 0 |

WEC Canvass Reporting System

Ward by Ward Report

2022 Partisan Primary

| | | Total Votes Cast | DEM | |
|-----------------------------|---------------------------------|-----------------------|---------------------|------------|
| | | | William J. Switalia | SCATTERING |
| SHAWANO | Town of HERMAN Wards 1-2 | 25 | 25 | 0 |
| | Town of LESSOR Wards 1-2 | 22 | 22 | 0 |
| | Town of MAPLE GROVE Ward 1 | 37 | 37 | 0 |
| | Town of MORRIS Wards 1-2 | 24 | 24 | 0 |
| | Town of NAVARINO Wards 1-2 | 15 | 15 | 0 |
| | Town of PELLA Ward 1 | 31 | 31 | 0 |
| | Town of RICHMOND Wards 1-3 | 58 | 58 | 0 |
| | Town of SENECA Ward 1 | 13 | 13 | 0 |
| | Town of WAUKECHON Wards 1-2 | 22 | 22 | 0 |
| | Town of WESCOTT Wards 1-5 | 145 | 145 | 0 |
| | Town of WITTENBERG Wards 1-2 | 41 | 41 | 0 |
| | Village of BONDUEL Wards 1-2 | 41 | 41 | 0 |
| | Village of BOWLER Wards 1-2 | 11 | 11 | 0 |
| | Village of GRESHAM Ward 1 | 20 | 20 | 0 |
| | VILLAGE OF PULASKI Wards 4,7 | 6 | 6 | 0 |
| | Village of TIGERTON Ward 1 | 32 | 32 | 0 |
| | Village of WITTENBERG Wards 1-2 | 48 | 48 | 0 |
| | City of SHAWANO Wards 1-2 | 53 | 53 | 0 |
| | City of SHAWANO Wards 3-4 | 70 | 70 | 0 |
| | City of SHAWANO Wards 5-6 | 46 | 46 | 0 |
| | City of SHAWANO Wards 7-8 | 56 | 56 | 0 |
| | City of SHAWANO Wards 9-10 | 90 | 90 | 0 |
| City of SHAWANO Wards 11-12 | 54 | 54 | 0 | |
| | County Totals: | 1,113 | 1,113 | 0 |
| WAUPACA | Town of MATTESON Ward 1 | 44 | 44 | 0 |
| | Village of EMBARRASS Ward 1 | 14 | 13 | 1 |
| | | County Totals: | 58 | 57 |
| | Office Totals: | 2,127 | 2,125 | 2 |

WEC Canvass Reporting System

Ward by Ward Report

2022 Partisan Primary

REPRESENTATIVE TO THE ASSEMBLY DISTRICT 7 - Democratic

| | | Total Votes Cast | DEM | |
|------------------|----------------------------|------------------|------------------------|------------|
| | | | Daniel Graan Riemer | SCATTERING |
| MILWAUKEE | City of GREENFIELD Ward 1 | 131 | 130 | 1 |
| | City of GREENFIELD Ward 3 | 107 | 107 | 0 |
| | City of GREENFIELD Ward 4 | 110 | 110 | 0 |
| | City of GREENFIELD Ward 5 | 2 | 2 | 0 |
| | City of GREENFIELD Ward 6 | 11 | 11 | 0 |
| | City of GREENFIELD Ward 7 | 1 | 1 | 0 |
| | City of GREENFIELD Ward 22 | 112 | 112 | 0 |
| | City of MILWAUKEE Ward 201 | 215 | 214 | 1 |
| | City of MILWAUKEE Ward 202 | 117 | 117 | 0 |
| | City of MILWAUKEE Ward 203 | 134 | 132 | 2 |
| | City of MILWAUKEE Ward 204 | 129 | 129 | 0 |
| | City of MILWAUKEE Ward 205 | 87 | 87 | 0 |
| | City of MILWAUKEE Ward 206 | 99 | 99 | 0 |
| | City of MILWAUKEE Ward 207 | 105 | 104 | 1 |
| | City of MILWAUKEE Ward 208 | 132 | 132 | 0 |
| | City of MILWAUKEE Ward 254 | 182 | 182 | 0 |
| | City of MILWAUKEE Ward 255 | 100 | 100 | 0 |
| | City of MILWAUKEE Ward 256 | 90 | 90 | 0 |
| | City of MILWAUKEE Ward 257 | 108 | 107 | 1 |
| | City of MILWAUKEE Ward 258 | 96 | 95 | 1 |
| | City of MILWAUKEE Ward 268 | 66 | 66 | 0 |
| | City of MILWAUKEE Ward 269 | 122 | 122 | 0 |
| | City of MILWAUKEE Ward 270 | 252 | 251 | 1 |
| | City of MILWAUKEE Ward 296 | 186 | 186 | 0 |
| | City of MILWAUKEE Ward 297 | 27 | 27 | 0 |
| | City of MILWAUKEE Ward 298 | 85 | 85 | 0 |
| | City of MILWAUKEE Ward 299 | 174 | 174 | 0 |
| | City of MILWAUKEE Ward 343 | 46 | 46 | 0 |
| | City of MILWAUKEE Ward 344 | 55 | 55 | 0 |

WEC Canvass Reporting System

Ward by Ward Report

2022 Partisan Primary

| | | Total Votes Cast | DEM | |
|------------------|----------------------------|------------------|------------------------|------------|
| | | | Daniel Graan Riemer | SCATTERING |
| MILWAUKEE | City of MILWAUKEE Ward 345 | 94 | 94 | 0 |
| | City of MILWAUKEE Ward 350 | 0 | 0 | 0 |
| | City of MILWAUKEE Ward 351 | 0 | 0 | 0 |
| | City of WEST ALLIS Ward 1 | 228 | 227 | 1 |
| | City of WEST ALLIS Ward 2 | 103 | 103 | 0 |
| | City of WEST ALLIS Ward 3 | 150 | 150 | 0 |
| | City of WEST ALLIS Ward 4 | 221 | 221 | 0 |
| | City of WEST ALLIS Ward 5 | 137 | 137 | 0 |
| | City of WEST ALLIS Ward 16 | 173 | 172 | 1 |
| | City of WEST ALLIS Ward 17 | 25 | 25 | 0 |
| | County Totals: | 4,212 | 4,202 | 10 |
| | Office Totals: | 4,212 | 4,202 | 10 |

WEC Canvass Reporting System

Ward by Ward Report

2022 Partisan Primary

REPRESENTATIVE TO THE ASSEMBLY DISTRICT 8 - Democratic

| | | Total Votes Cast | DEM | |
|------------------|----------------------------|------------------|--------------------|------------|
| | | | Sylvia Ortiz-Velez | SCATTERING |
| MILWAUKEE | City of MILWAUKEE Ward 217 | 34 | 34 | 0 |
| | City of MILWAUKEE Ward 218 | 66 | 66 | 0 |
| | City of MILWAUKEE Ward 219 | 36 | 35 | 1 |
| | City of MILWAUKEE Ward 220 | 29 | 29 | 0 |
| | City of MILWAUKEE Ward 223 | 137 | 137 | 0 |
| | City of MILWAUKEE Ward 224 | 16 | 16 | 0 |
| | City of MILWAUKEE Ward 225 | 63 | 63 | 0 |
| | City of MILWAUKEE Ward 226 | 16 | 16 | 0 |
| | City of MILWAUKEE Ward 227 | 9 | 9 | 0 |
| | City of MILWAUKEE Ward 228 | 26 | 26 | 0 |
| | City of MILWAUKEE Ward 229 | 33 | 32 | 1 |
| | City of MILWAUKEE Ward 230 | 238 | 238 | 0 |
| | City of MILWAUKEE Ward 231 | 39 | 37 | 2 |
| | City of MILWAUKEE Ward 232 | 60 | 59 | 1 |
| | City of MILWAUKEE Ward 233 | 33 | 32 | 1 |
| | City of MILWAUKEE Ward 234 | 27 | 27 | 0 |
| | City of MILWAUKEE Ward 235 | 62 | 61 | 1 |
| | City of MILWAUKEE Ward 242 | 56 | 56 | 0 |
| | City of MILWAUKEE Ward 243 | 36 | 36 | 0 |
| | City of MILWAUKEE Ward 244 | 14 | 14 | 0 |
| | City of MILWAUKEE Ward 245 | 8 | 8 | 0 |
| | City of MILWAUKEE Ward 246 | 12 | 12 | 0 |
| | City of MILWAUKEE Ward 247 | 62 | 62 | 0 |
| | City of MILWAUKEE Ward 280 | 89 | 88 | 1 |
| | City of MILWAUKEE Ward 283 | 23 | 23 | 0 |
| | City of MILWAUKEE Ward 305 | 26 | 26 | 0 |
| | City of MILWAUKEE Ward 306 | 13 | 13 | 0 |
| | City of MILWAUKEE Ward 307 | 11 | 11 | 0 |
| | City of MILWAUKEE Ward 308 | 27 | 27 | 0 |

WEC Canvass Reporting System

Ward by Ward Report

2022 Partisan Primary

| | | Total Votes Cast | DEM | |
|------------------|----------------------------|------------------|--------------------|------------|
| | | | Sylvia Ortiz-Valez | SCATTERING |
| MILWAUKEE | City of MILWAUKEE Ward 309 | 43 | 43 | 0 |
| | City of MILWAUKEE Ward 310 | 86 | 86 | 0 |
| | City of MILWAUKEE Ward 337 | 0 | 0 | 0 |
| | City of MILWAUKEE Ward 339 | 2 | 2 | 0 |
| | City of MILWAUKEE Ward 342 | 0 | 0 | 0 |
| | County Totals: | 1,432 | 1,424 | 8 |
| | Office Totals: | 1,432 | 1,424 | 8 |

WEC Canvass Reporting System

Ward by Ward Report

2022 Partisan Primary

REPRESENTATIVE TO THE ASSEMBLY DISTRICT 9 - Democratic

| | | Total Votes Cast | DEM | |
|------------------|---------------------------------------|------------------|-------------------|------------|
| | | | Marisabel Cabrera | SCATTERING |
| MILWAUKEE | Village of WEST MILWAUKEE Wards 1-2,5 | 89 | 88 | 1 |
| | Village of WEST MILWAUKEE Wards 3-4,6 | 106 | 106 | 0 |
| | City of MILWAUKEE Ward 210 | 31 | 31 | 0 |
| | City of MILWAUKEE Ward 211 | 33 | 33 | 0 |
| | City of MILWAUKEE Ward 212 | 58 | 58 | 0 |
| | City of MILWAUKEE Ward 213 | 64 | 64 | 0 |
| | City of MILWAUKEE Ward 214 | 24 | 24 | 0 |
| | City of MILWAUKEE Ward 215 | 68 | 68 | 0 |
| | City of MILWAUKEE Ward 216 | 143 | 141 | 2 |
| | City of MILWAUKEE Ward 221 | 25 | 25 | 0 |
| | City of MILWAUKEE Ward 222 | 95 | 94 | 1 |
| | City of MILWAUKEE Ward 248 | 83 | 82 | 1 |
| | City of MILWAUKEE Ward 249 | 65 | 65 | 0 |
| | City of MILWAUKEE Ward 250 | 59 | 59 | 0 |
| | City of MILWAUKEE Ward 251 | 28 | 28 | 0 |
| | City of MILWAUKEE Ward 252 | 86 | 86 | 0 |
| | City of MILWAUKEE Ward 253 | 163 | 162 | 1 |
| | City of MILWAUKEE Ward 271 | 99 | 99 | 0 |
| | City of MILWAUKEE Ward 272 | 112 | 112 | 0 |
| | City of MILWAUKEE Ward 273 | 26 | 26 | 0 |
| | City of MILWAUKEE Ward 274 | 38 | 38 | 0 |
| | City of MILWAUKEE Ward 275 | 76 | 74 | 2 |
| | City of MILWAUKEE Ward 276 | 195 | 193 | 2 |
| | City of MILWAUKEE Ward 277 | 84 | 84 | 0 |
| | City of MILWAUKEE Ward 278 | 41 | 41 | 0 |
| | City of MILWAUKEE Ward 279 | 33 | 33 | 0 |
| | City of MILWAUKEE Ward 294 | 134 | 134 | 0 |
| | City of MILWAUKEE Ward 295 | 150 | 148 | 2 |
| | City of MILWAUKEE Ward 311 | 111 | 111 | 0 |

WEC Canvass Reporting System

Ward by Ward Report

2022 Partisan Primary

| | | Total Votes Cast | DEM | |
|------------------|----------------------------|------------------|-------------------|------------|
| | | | Marisabel Cabrera | SCATTERING |
| MILWAUKEE | City of MILWAUKEE Ward 312 | 38 | 38 | 0 |
| | City of MILWAUKEE Ward 338 | 0 | 0 | 0 |
| | City of MILWAUKEE Ward 346 | 11 | 11 | 0 |
| | County Totals: | 2,368 | 2,356 | 12 |
| | Office Totals: | 2,368 | 2,356 | 12 |

WEC Canvass Reporting System

Ward by Ward Report

2022 Partisan Primary

REPRESENTATIVE TO THE ASSEMBLY DISTRICT 10 - Democratic

| | | Total Votes Cast | DEM Darrin Madison | DEM Bryan L. Kennedy | SCATTERING |
|-----------|---------------------------------|------------------|--------------------------|----------------------------|------------|
| MILWAUKEE | Village of SHOREWOOD Wards 1-4 | 1,228 | 729 | 499 | 0 |
| | Village of SHOREWOOD Wards 5-8 | 955 | 575 | 379 | 1 |
| | Village of SHOREWOOD Wards 9-12 | 984 | 619 | 365 | 0 |
| | City of GLENDALE Wards 1,7 | 331 | 166 | 165 | 0 |
| | City of GLENDALE Wards 2,8 | 564 | 237 | 327 | 0 |
| | City of GLENDALE Wards 3,9 | 362 | 144 | 218 | 0 |
| | City of GLENDALE Wards 4,10 | 576 | 237 | 337 | 2 |
| | City of GLENDALE Wards 5,11 | 435 | 143 | 292 | 0 |
| | City of GLENDALE Wards 6,12 | 378 | 145 | 232 | 1 |
| | City of MILWAUKEE Ward 55 | 156 | 107 | 48 | 1 |
| | City of MILWAUKEE Ward 56 | 389 | 263 | 126 | 0 |
| | City of MILWAUKEE Ward 57 | 141 | 104 | 37 | 0 |
| | City of MILWAUKEE Ward 58 | 172 | 118 | 51 | 3 |
| | City of MILWAUKEE Ward 59 | 114 | 81 | 32 | 1 |
| | City of MILWAUKEE Ward 60 | 90 | 73 | 17 | 0 |
| | City of MILWAUKEE Ward 108 | 94 | 67 | 26 | 1 |
| | City of MILWAUKEE Ward 109 | 70 | 48 | 22 | 0 |
| | City of MILWAUKEE Ward 110 | 106 | 80 | 25 | 1 |
| | City of MILWAUKEE Ward 111 | 163 | 124 | 39 | 0 |
| | City of MILWAUKEE Ward 112 | 69 | 45 | 24 | 0 |
| | City of MILWAUKEE Ward 113 | 66 | 48 | 16 | 2 |
| | City of MILWAUKEE Ward 114 | 70 | 52 | 18 | 0 |
| | City of MILWAUKEE Ward 115 | 117 | 90 | 26 | 1 |
| | City of MILWAUKEE Ward 116 | 80 | 61 | 19 | 0 |
| | City of MILWAUKEE Ward 117 | 99 | 69 | 29 | 1 |
| | City of MILWAUKEE Ward 118 | 109 | 87 | 19 | 3 |
| | City of MILWAUKEE Ward 119 | 275 | 198 | 77 | 0 |
| | City of MILWAUKEE Ward 120 | 134 | 92 | 40 | 2 |
| | City of MILWAUKEE Ward 121 | 286 | 198 | 88 | 0 |

WEC Canvass Reporting System

Ward by Ward Report

2022 Partisan Primary

| | | Total Votes Cast | DEM Darrin Madison | DEM Bryan L. Kennedy | SCATTERING |
|------------------|----------------------------|------------------|--------------------------|----------------------------|------------|
| MILWAUKEE | City of MILWAUKEE Ward 136 | 68 | 47 | 21 | 0 |
| | City of MILWAUKEE Ward 330 | 29 | 22 | 7 | 0 |
| | County Totals: | 8,710 | 5,069 | 3,621 | 20 |
| | Office Totals: | 8,710 | 5,069 | 3,621 | 20 |

WEC Canvass Reporting System

Ward by Ward Report

2022 Partisan Primary

REPRESENTATIVE TO THE ASSEMBLY DISTRICT 11 - Democratic

| | | Total Votes Cast | DEM | |
|------------------|---------------------------|------------------|------------|------------|
| | | | Dora Drake | SCATTERING |
| MILWAUKEE | City of MILWAUKEE Ward 9 | 174 | 174 | 0 |
| | City of MILWAUKEE Ward 11 | 188 | 185 | 3 |
| | City of MILWAUKEE Ward 12 | 123 | 123 | 0 |
| | City of MILWAUKEE Ward 13 | 109 | 107 | 2 |
| | City of MILWAUKEE Ward 14 | 195 | 194 | 1 |
| | City of MILWAUKEE Ward 15 | 181 | 180 | 1 |
| | City of MILWAUKEE Ward 16 | 264 | 264 | 0 |
| | City of MILWAUKEE Ward 17 | 129 | 129 | 0 |
| | City of MILWAUKEE Ward 18 | 167 | 165 | 2 |
| | City of MILWAUKEE Ward 19 | 76 | 75 | 1 |
| | City of MILWAUKEE Ward 20 | 161 | 160 | 1 |
| | City of MILWAUKEE Ward 21 | 62 | 62 | 0 |
| | City of MILWAUKEE Ward 22 | 122 | 121 | 1 |
| | City of MILWAUKEE Ward 23 | 88 | 88 | 0 |
| | City of MILWAUKEE Ward 24 | 8 | 7 | 1 |
| | City of MILWAUKEE Ward 25 | 64 | 63 | 1 |
| | City of MILWAUKEE Ward 26 | 53 | 52 | 1 |
| | City of MILWAUKEE Ward 29 | 101 | 101 | 0 |
| | City of MILWAUKEE Ward 39 | 92 | 91 | 1 |
| | City of MILWAUKEE Ward 40 | 106 | 106 | 0 |
| | City of MILWAUKEE Ward 41 | 154 | 153 | 1 |
| | City of MILWAUKEE Ward 42 | 145 | 145 | 0 |
| | City of MILWAUKEE Ward 44 | 139 | 138 | 1 |
| | City of MILWAUKEE Ward 45 | 126 | 126 | 0 |
| | City of MILWAUKEE Ward 46 | 84 | 84 | 0 |
| | City of MILWAUKEE Ward 47 | 98 | 97 | 1 |
| | City of MILWAUKEE Ward 48 | 139 | 138 | 1 |
| | City of MILWAUKEE Ward 49 | 147 | 145 | 2 |
| | City of MILWAUKEE Ward 50 | 98 | 98 | 0 |

WEC Canvass Reporting System

Ward by Ward Report

2022 Partisan Primary

| | | Total Votes Cast | DEM | |
|------------------|----------------------------|------------------|--------------|------------|
| | | | Dora Drake | SCATTERING |
| MILWAUKEE | City of MILWAUKEE Ward 51 | 138 | 136 | 2 |
| | City of MILWAUKEE Ward 52 | 146 | 145 | 1 |
| | City of MILWAUKEE Ward 53 | 118 | 117 | 1 |
| | City of MILWAUKEE Ward 54 | 153 | 152 | 1 |
| | City of MILWAUKEE Ward 318 | 14 | 14 | 0 |
| | County Totals: | 4,162 | 4,135 | 27 |
| | Office Totals: | 4,162 | 4,135 | 27 |

WEC Canvass Reporting System

Ward by Ward Report

2022 Partisan Primary

REPRESENTATIVE TO THE ASSEMBLY DISTRICT 12 - Democratic

| | | Total Votes Cast | DEM | |
|------------------|------------------------------|------------------|-------------------|------------|
| | | | Lakeshia N. Myers | SCATTERING |
| MILWAUKEE | Village of BROWN DEER Ward 3 | 257 | 255 | 2 |
| | City of MILWAUKEE Ward 1 | 169 | 168 | 1 |
| | City of MILWAUKEE Ward 2 | 38 | 38 | 0 |
| | City of MILWAUKEE Ward 3 | 216 | 216 | 0 |
| | City of MILWAUKEE Ward 4 | 343 | 343 | 0 |
| | City of MILWAUKEE Ward 5 | 192 | 192 | 0 |
| | City of MILWAUKEE Ward 6 | 293 | 291 | 2 |
| | City of MILWAUKEE Ward 7 | 85 | 84 | 1 |
| | City of MILWAUKEE Ward 8 | 309 | 306 | 3 |
| | City of MILWAUKEE Ward 10 | 262 | 262 | 0 |
| | City of MILWAUKEE Ward 27 | 98 | 97 | 1 |
| | City of MILWAUKEE Ward 28 | 64 | 64 | 0 |
| | City of MILWAUKEE Ward 30 | 76 | 76 | 0 |
| | City of MILWAUKEE Ward 31 | 71 | 71 | 0 |
| | City of MILWAUKEE Ward 32 | 206 | 206 | 0 |
| | City of MILWAUKEE Ward 33 | 452 | 452 | 0 |
| | City of MILWAUKEE Ward 34 | 66 | 64 | 2 |
| | City of MILWAUKEE Ward 35 | 197 | 195 | 2 |
| | City of MILWAUKEE Ward 36 | 130 | 130 | 0 |
| | City of MILWAUKEE Ward 37 | 77 | 77 | 0 |
| | City of MILWAUKEE Ward 38 | 81 | 81 | 0 |
| | City of MILWAUKEE Ward 75 | 186 | 184 | 2 |
| | City of MILWAUKEE Ward 76 | 193 | 191 | 2 |
| | City of MILWAUKEE Ward 77 | 220 | 220 | 0 |
| | City of MILWAUKEE Ward 78 | 100 | 100 | 0 |
| | City of MILWAUKEE Ward 82 | 107 | 106 | 1 |
| | City of MILWAUKEE Ward 315 | 270 | 270 | 0 |
| | City of WAUWATOSA Ward 24A | 218 | 218 | 0 |
| | County Totals: | 4,976 | 4,957 | 19 |

WEC Canvass Reporting System

Ward by Ward Report

2022 Partisan Primary

| | DEM | |
|------------------|-------------------|------------|
| Total Votes Cast | Lakeshia N. Myers | SCATTERING |
| Office Totals: | 4,976 | 19 |

WEC Canvass Reporting System

Ward by Ward Report

2022 Partisan Primary

REPRESENTATIVE TO THE ASSEMBLY DISTRICT 13 - Democratic

| | | Total Votes Cast | DEM | |
|----------------------------|-----------------------------------|------------------|----------------|------------|
| | | | Sarah Harrison | SCATTERING |
| MILWAUKEE | City of WAUWATOSA Ward 9B | 110 | 110 | 0 |
| | City of WAUWATOSA Ward 19 | 178 | 178 | 0 |
| | City of WAUWATOSA Ward 20A | 197 | 197 | 0 |
| | City of WAUWATOSA Ward 21B | 25 | 25 | 0 |
| County Totals: | | 510 | 510 | 0 |
| WAUKESHA | Town of BROOKFIELD Wards 1-2,9-11 | 235 | 235 | 0 |
| | Town of BROOKFIELD Wards 3-8 | 340 | 339 | 1 |
| | Village of ELM GROVE Wards 1-4 | 334 | 334 | 0 |
| | Village of ELM GROVE Wards 5-8 | 282 | 282 | 0 |
| | City of BROOKFIELD Ward 1 | 188 | 188 | 0 |
| | City of BROOKFIELD Ward 2 | 206 | 206 | 0 |
| | City of BROOKFIELD Ward 3 | 157 | 156 | 1 |
| | City of BROOKFIELD Ward 4 | 161 | 161 | 0 |
| | City of BROOKFIELD Ward 5 | 159 | 159 | 0 |
| | City of BROOKFIELD Ward 6 | 207 | 206 | 1 |
| | City of BROOKFIELD Ward 7 | 124 | 123 | 1 |
| | City of BROOKFIELD Ward 8 | 145 | 145 | 0 |
| | City of BROOKFIELD Ward 9 | 212 | 212 | 0 |
| | City of BROOKFIELD Ward 10 | 128 | 127 | 1 |
| | City of BROOKFIELD Ward 11 | 153 | 153 | 0 |
| | City of BROOKFIELD Ward 12 | 105 | 105 | 0 |
| | City of BROOKFIELD Ward 13 | 135 | 135 | 0 |
| | City of BROOKFIELD Ward 14 | 111 | 111 | 0 |
| | City of BROOKFIELD Ward 15 | 145 | 145 | 0 |
| | City of BROOKFIELD Ward 16 | 101 | 101 | 0 |
| City of BROOKFIELD Ward 17 | 215 | 214 | 1 | |
| City of BROOKFIELD Ward 18 | 176 | 176 | 0 | |
| City of BROOKFIELD Ward 19 | 146 | 146 | 0 | |
| City of BROOKFIELD Ward 20 | 183 | 183 | 0 | |

WEC Canvass Reporting System

Ward by Ward Report

2022 Partisan Primary

| | | DEM | | |
|----------|----------------------------|---------------------|-------------------|------------|
| | | Total Votes Casi | Sarah Harrison | SCATTERING |
| WAUKESHA | City of BROOKFIELD Ward 21 | | 183 | 183 |
| | County Totals: | 4,531 | 4,525 | 6 |
| | Office Totals: | 5,041 | 5,035 | 6 |

WEC Canvass Reporting System

Ward by Ward Report

2022 Partisan Primary

REPRESENTATIVE TO THE ASSEMBLY DISTRICT 14 - Democratic

| | | Total Votes Cast | DEM | |
|------------------|----------------------------|------------------|--------------|------------|
| | | | Robyn Vining | SCATTERING |
| MILWAUKEE | City of WAUWATOSA Ward 1 | 348 | 348 | 0 |
| | City of WAUWATOSA Ward 2A | 294 | 293 | 1 |
| | City of WAUWATOSA Ward 4B | 141 | 141 | 0 |
| | City of WAUWATOSA Ward 5 | 386 | 386 | 0 |
| | City of WAUWATOSA Ward 6A | 123 | 123 | 0 |
| | City of WAUWATOSA Ward 7 | 258 | 258 | 0 |
| | City of WAUWATOSA Ward 8 | 197 | 197 | 0 |
| | City of WAUWATOSA Ward 9A | 109 | 108 | 1 |
| | City of WAUWATOSA Ward 12A | 0 | 0 | 0 |
| | City of WAUWATOSA Ward 13 | 338 | 338 | 0 |
| | City of WAUWATOSA Ward 14 | 407 | 406 | 1 |
| | City of WAUWATOSA Ward 15 | 289 | 287 | 2 |
| | City of WAUWATOSA Ward 16 | 336 | 336 | 0 |
| | City of WAUWATOSA Ward 17 | 324 | 324 | 0 |
| | City of WAUWATOSA Ward 18 | 263 | 261 | 2 |
| | City of WAUWATOSA Ward 20B | 15 | 15 | 0 |
| | City of WAUWATOSA Ward 21A | 126 | 126 | 0 |
| | City of WAUWATOSA Ward 22 | 365 | 365 | 0 |
| | City of WAUWATOSA Ward 23 | 237 | 237 | 0 |
| | City of WAUWATOSA Ward 24B | 24 | 24 | 0 |
| | City of WEST ALLIS Ward 6 | 118 | 117 | 1 |
| | City of WEST ALLIS Ward 7 | 174 | 173 | 1 |
| | City of WEST ALLIS Ward 8 | 159 | 159 | 0 |
| | City of WEST ALLIS Ward 9 | 126 | 126 | 0 |
| | City of WEST ALLIS Ward 10 | 75 | 75 | 0 |
| | City of WEST ALLIS Ward 11 | 118 | 118 | 0 |
| | City of WEST ALLIS Ward 12 | 112 | 112 | 0 |
| | City of WEST ALLIS Ward 13 | 182 | 182 | 0 |
| | City of WEST ALLIS Ward 14 | 194 | 194 | 0 |

WEC Canvass Reporting System

Ward by Ward Report

2022 Partisan Primary

| | | Total Votes Cast | DEM | |
|------------------|----------------------------|------------------|--------------|------------|
| | | | Robyn Vining | SCATTERING |
| MILWAUKEE | City of WEST ALLIS Ward 18 | 316 | 315 | 1 |
| | City of WEST ALLIS Ward 22 | 6 | 6 | 0 |
| | City of WEST ALLIS Ward 23 | 221 | 221 | 0 |
| | County Totals: | 6,381 | 6,371 | 10 |
| | Office Totals: | 6,381 | 6,371 | 10 |

WEC Canvass Reporting System

Ward by Ward Report

2022 Partisan Primary

REPRESENTATIVE TO THE ASSEMBLY DISTRICT 15 - Democratic

| | | Total Votes Cast | SCATTERING |
|----------------------------|------------------------------------|---------------------|------------|
| MILWAUKEE | City of WEST ALLIS Ward 15 | 0 | 0 |
| | City of WEST ALLIS Ward 19 | 14 | 14 |
| | City of WEST ALLIS Ward 20 | 4 | 4 |
| | City of WEST ALLIS Ward 21 | 3 | 3 |
| | City of WEST ALLIS Ward 24 | 3 | 3 |
| | City of WEST ALLIS Ward 25 | 7 | 7 |
| | City of WEST ALLIS Ward 26 | 18 | 18 |
| County Totals: | | 49 | 49 |
| WAUKESHA | Village of WAUKESHA Wards 6-7,9-11 | 4 | 4 |
| | City of NEW BERLIN Ward 1 | 6 | 6 |
| | City of NEW BERLIN Ward 2 | 6 | 6 |
| | City of NEW BERLIN Ward 3 | 9 | 9 |
| | City of NEW BERLIN Ward 4 | 7 | 7 |
| | City of NEW BERLIN Ward 5 | 4 | 4 |
| | City of NEW BERLIN Ward 6 | 2 | 2 |
| | City of NEW BERLIN Ward 7 | 4 | 4 |
| | City of NEW BERLIN Ward 8 | 7 | 7 |
| | City of NEW BERLIN Ward 9 | 7 | 7 |
| | City of NEW BERLIN Ward 10 | 1 | 1 |
| | City of NEW BERLIN Ward 11 | 2 | 2 |
| | City of NEW BERLIN Ward 12 | 7 | 7 |
| | City of NEW BERLIN Ward 13 | 2 | 2 |
| | City of NEW BERLIN Ward 14 | 4 | 4 |
| | City of NEW BERLIN Ward 15 | 8 | 8 |
| | City of NEW BERLIN Ward 16 | 4 | 4 |
| | City of NEW BERLIN Ward 17 | 8 | 8 |
| | City of NEW BERLIN Ward 18 | 6 | 6 |
| | City of NEW BERLIN Ward 19 | 4 | 4 |
| City of NEW BERLIN Ward 20 | 4 | 4 | |

WEC Canvass Reporting System

Ward by Ward Report

2022 Partisan Primary

WAUKESHA City of NEW BERLIN Ward 21

| | Total Votes Cast | SCATTERING |
|-----------------------|---------------------|------------|
| | 7 | 7 |
| County Totals: | 113 | 113 |
| Office Totals: | 162 | 162 |

WEC Canvass Reporting System

Ward by Ward Report

2022 Partisan Primary

REPRESENTATIVE TO THE ASSEMBLY DISTRICT 16 - Democratic

| | | Total Votes Cast | DEM | |
|------------------|----------------------------|------------------|------------------|------------|
| | | | Kalan Haywood | SCATTERING |
| MILWAUKEE | City of MILWAUKEE Ward 102 | 50 | 50 | 0 |
| | City of MILWAUKEE Ward 103 | 104 | 104 | 0 |
| | City of MILWAUKEE Ward 104 | 166 | 165 | 1 |
| | City of MILWAUKEE Ward 105 | 121 | 119 | 2 |
| | City of MILWAUKEE Ward 106 | 70 | 70 | 0 |
| | City of MILWAUKEE Ward 107 | 47 | 47 | 0 |
| | City of MILWAUKEE Ward 134 | 258 | 255 | 3 |
| | City of MILWAUKEE Ward 135 | 344 | 341 | 3 |
| | City of MILWAUKEE Ward 137 | 122 | 121 | 1 |
| | City of MILWAUKEE Ward 138 | 131 | 130 | 1 |
| | City of MILWAUKEE Ward 139 | 64 | 64 | 0 |
| | City of MILWAUKEE Ward 140 | 111 | 110 | 1 |
| | City of MILWAUKEE Ward 142 | 70 | 69 | 1 |
| | City of MILWAUKEE Ward 143 | 47 | 46 | 1 |
| | City of MILWAUKEE Ward 144 | 98 | 98 | 0 |
| | City of MILWAUKEE Ward 145 | 73 | 72 | 1 |
| | City of MILWAUKEE Ward 146 | 80 | 80 | 0 |
| | City of MILWAUKEE Ward 147 | 57 | 57 | 0 |
| | City of MILWAUKEE Ward 148 | 43 | 43 | 0 |
| | City of MILWAUKEE Ward 166 | 41 | 41 | 0 |
| | City of MILWAUKEE Ward 167 | 9 | 8 | 1 |
| | City of MILWAUKEE Ward 168 | 69 | 69 | 0 |
| | City of MILWAUKEE Ward 169 | 106 | 105 | 1 |
| | City of MILWAUKEE Ward 170 | 156 | 154 | 2 |
| | City of MILWAUKEE Ward 171 | 114 | 114 | 0 |
| | City of MILWAUKEE Ward 172 | 82 | 81 | 1 |
| | City of MILWAUKEE Ward 173 | 442 | 436 | 6 |
| | City of MILWAUKEE Ward 183 | 75 | 74 | 1 |
| | City of MILWAUKEE Ward 184 | 98 | 97 | 1 |

WEC Canvass Reporting System

Ward by Ward Report

2022 Partisan Primary

| | | Total Votes Cast | DEM | |
|------------------|----------------------------|------------------|------------------|------------|
| | | | Kalan Haywood | SCATTERING |
| MILWAUKEE | City of MILWAUKEE Ward 185 | 52 | 52 | 0 |
| | City of MILWAUKEE Ward 186 | 54 | 53 | 1 |
| | City of MILWAUKEE Ward 187 | 49 | 49 | 0 |
| | City of MILWAUKEE Ward 188 | 76 | 74 | 2 |
| | City of MILWAUKEE Ward 196 | 74 | 74 | 0 |
| | City of MILWAUKEE Ward 329 | 7 | 6 | 1 |
| | City of MILWAUKEE Ward 331 | 128 | 127 | 1 |
| | City of MILWAUKEE Ward 332 | 27 | 26 | 1 |
| | City of MILWAUKEE Ward 335 | 3 | 3 | 0 |
| | City of MILWAUKEE Ward 336 | 20 | 20 | 0 |
| | City of MILWAUKEE Ward 353 | 0 | 0 | 0 |
| | City of MILWAUKEE Ward 354 | 0 | 0 | 0 |
| | County Totals: | 3,738 | 3,704 | 34 |
| | Office Totals: | 3,738 | 3,704 | 34 |

WEC Canvass Reporting System

Ward by Ward Report

2022 Partisan Primary

REPRESENTATIVE TO THE ASSEMBLY DISTRICT 17 - Democratic

| | | Total Votes Cast | DEM | |
|------------------|---------------------------|------------------|------------------------------|------------|
| | | | Supreme Moore Omokunde | SCATTERING |
| MILWAUKEE | City of MILWAUKEE Ward 43 | 170 | 169 | 1 |
| | City of MILWAUKEE Ward 61 | 182 | 181 | 1 |
| | City of MILWAUKEE Ward 63 | 108 | 108 | 0 |
| | City of MILWAUKEE Ward 64 | 95 | 94 | 1 |
| | City of MILWAUKEE Ward 65 | 177 | 175 | 2 |
| | City of MILWAUKEE Ward 66 | 155 | 154 | 1 |
| | City of MILWAUKEE Ward 67 | 281 | 281 | 0 |
| | City of MILWAUKEE Ward 68 | 150 | 150 | 0 |
| | City of MILWAUKEE Ward 69 | 228 | 227 | 1 |
| | City of MILWAUKEE Ward 70 | 196 | 196 | 0 |
| | City of MILWAUKEE Ward 71 | 154 | 154 | 0 |
| | City of MILWAUKEE Ward 72 | 137 | 137 | 0 |
| | City of MILWAUKEE Ward 73 | 123 | 122 | 1 |
| | City of MILWAUKEE Ward 74 | 104 | 104 | 0 |
| | City of MILWAUKEE Ward 79 | 343 | 340 | 3 |
| | City of MILWAUKEE Ward 80 | 98 | 97 | 1 |
| | City of MILWAUKEE Ward 81 | 118 | 114 | 4 |
| | City of MILWAUKEE Ward 83 | 321 | 319 | 2 |
| | City of MILWAUKEE Ward 85 | 295 | 292 | 3 |
| | City of MILWAUKEE Ward 86 | 133 | 131 | 2 |
| | City of MILWAUKEE Ward 87 | 147 | 147 | 0 |
| | City of MILWAUKEE Ward 88 | 240 | 238 | 2 |
| | City of MILWAUKEE Ward 89 | 241 | 240 | 1 |
| | City of MILWAUKEE Ward 90 | 271 | 271 | 0 |
| | City of MILWAUKEE Ward 91 | 70 | 70 | 0 |
| | City of MILWAUKEE Ward 92 | 111 | 111 | 0 |
| | City of MILWAUKEE Ward 93 | 248 | 246 | 2 |
| | City of MILWAUKEE Ward 94 | 170 | 170 | 0 |
| | City of MILWAUKEE Ward 95 | 180 | 180 | 0 |

WEC Canvass Reporting System

Ward by Ward Report

2022 Partisan Primary

| | | Total Votes Cast | DEM | |
|------------------|----------------------------|------------------|------------------------------|------------|
| | | | Supreme Moore Omokunde | SCATTERING |
| MILWAUKEE | City of MILWAUKEE Ward 96 | 252 | 251 | 1 |
| | City of MILWAUKEE Ward 97 | 175 | 174 | 1 |
| | City of MILWAUKEE Ward 159 | 72 | 71 | 1 |
| | City of MILWAUKEE Ward 160 | 122 | 121 | 1 |
| | City of MILWAUKEE Ward 161 | 130 | 129 | 1 |
| | City of MILWAUKEE Ward 319 | 22 | 22 | 0 |
| | City of MILWAUKEE Ward 320 | 19 | 18 | 1 |
| | City of MILWAUKEE Ward 321 | 47 | 45 | 2 |
| | City of MILWAUKEE Ward 322 | 25 | 25 | 0 |
| | City of MILWAUKEE Ward 323 | 31 | 31 | 0 |
| | City of MILWAUKEE Ward 324 | 48 | 48 | 0 |
| | City of MILWAUKEE Ward 325 | 17 | 17 | 0 |
| | City of MILWAUKEE Ward 326 | 3 | 2 | 1 |
| | City of MILWAUKEE Ward 327 | 0 | 0 | 0 |
| | City of MILWAUKEE Ward 328 | 87 | 86 | 1 |
| | County Totals: | 6,296 | 6,258 | 38 |
| | Office Totals: | 6,296 | 6,258 | 38 |

WEC Canvass Reporting System

Ward by Ward Report

2022 Partisan Primary

REPRESENTATIVE TO THE ASSEMBLY DISTRICT 18 - Democratic

| | | Total Votes Cast | DEM | |
|------------------|----------------------------|------------------|------------|------------|
| | | | Evan Goyke | SCATTERING |
| MILWAUKEE | City of MILWAUKEE Ward 62 | 205 | 205 | 0 |
| | City of MILWAUKEE Ward 84 | 174 | 174 | 0 |
| | City of MILWAUKEE Ward 98 | 222 | 221 | 1 |
| | City of MILWAUKEE Ward 99 | 239 | 238 | 1 |
| | City of MILWAUKEE Ward 100 | 89 | 88 | 1 |
| | City of MILWAUKEE Ward 101 | 204 | 203 | 1 |
| | City of MILWAUKEE Ward 149 | 146 | 146 | 0 |
| | City of MILWAUKEE Ward 150 | 114 | 114 | 0 |
| | City of MILWAUKEE Ward 151 | 36 | 36 | 0 |
| | City of MILWAUKEE Ward 152 | 93 | 91 | 2 |
| | City of MILWAUKEE Ward 153 | 109 | 107 | 2 |
| | City of MILWAUKEE Ward 154 | 95 | 94 | 1 |
| | City of MILWAUKEE Ward 155 | 87 | 87 | 0 |
| | City of MILWAUKEE Ward 157 | 94 | 94 | 0 |
| | City of MILWAUKEE Ward 163 | 225 | 224 | 1 |
| | City of MILWAUKEE Ward 164 | 578 | 578 | 0 |
| | City of MILWAUKEE Ward 165 | 55 | 54 | 1 |
| | City of MILWAUKEE Ward 189 | 72 | 72 | 0 |
| | City of MILWAUKEE Ward 190 | 45 | 42 | 3 |
| | City of MILWAUKEE Ward 191 | 26 | 26 | 0 |
| | City of MILWAUKEE Ward 192 | 18 | 18 | 0 |
| | City of MILWAUKEE Ward 193 | 123 | 122 | 1 |
| | City of MILWAUKEE Ward 194 | 82 | 82 | 0 |
| | City of MILWAUKEE Ward 195 | 140 | 140 | 0 |
| | City of MILWAUKEE Ward 197 | 54 | 54 | 0 |
| | City of MILWAUKEE Ward 198 | 176 | 176 | 0 |
| | City of MILWAUKEE Ward 199 | 450 | 450 | 0 |
| | City of MILWAUKEE Ward 200 | 221 | 221 | 0 |
| | City of MILWAUKEE Ward 209 | 80 | 80 | 0 |

WEC Canvass Reporting System

Ward by Ward Report

2022 Partisan Primary

| | | Total Votes Cast | DEM | |
|------------------|----------------------------|------------------|--------------|------------|
| | | | Evan Goyke | SCATTERING |
| MILWAUKEE | City of MILWAUKEE Ward 333 | 5 | 5 | 0 |
| | City of MILWAUKEE Ward 334 | 10 | 10 | 0 |
| | City of WAUWATOSA Ward 2B | 23 | 23 | 0 |
| | City of WAUWATOSA Ward 3 | 207 | 206 | 1 |
| | City of WAUWATOSA Ward 4A | 163 | 163 | 0 |
| | City of WAUWATOSA Ward 6B | 215 | 214 | 1 |
| | City of WAUWATOSA Ward 10 | 315 | 314 | 1 |
| | City of WAUWATOSA Ward 11 | 284 | 284 | 0 |
| | City of WAUWATOSA Ward 12B | 279 | 279 | 0 |
| | County Totals: | 5,753 | 5,735 | 18 |
| | Office Totals: | 5,753 | 5,735 | 18 |

WEC Canvass Reporting System

Ward by Ward Report

2022 Partisan Primary

REPRESENTATIVE TO THE ASSEMBLY DISTRICT 19 - Democratic

| | | Total Votes Cast | DEM | |
|------------------|----------------------------|------------------|-------------|------------|
| | | | Ryan Clancy | SCATTERING |
| MILWAUKEE | City of MILWAUKEE Ward 122 | 289 | 289 | 0 |
| | City of MILWAUKEE Ward 123 | 333 | 330 | 3 |
| | City of MILWAUKEE Ward 124 | 274 | 274 | 0 |
| | City of MILWAUKEE Ward 125 | 281 | 278 | 3 |
| | City of MILWAUKEE Ward 126 | 39 | 39 | 0 |
| | City of MILWAUKEE Ward 127 | 315 | 309 | 6 |
| | City of MILWAUKEE Ward 128 | 515 | 508 | 7 |
| | City of MILWAUKEE Ward 129 | 168 | 168 | 0 |
| | City of MILWAUKEE Ward 130 | 191 | 191 | 0 |
| | City of MILWAUKEE Ward 131 | 269 | 267 | 2 |
| | City of MILWAUKEE Ward 132 | 186 | 185 | 1 |
| | City of MILWAUKEE Ward 133 | 137 | 136 | 1 |
| | City of MILWAUKEE Ward 141 | 77 | 77 | 0 |
| | City of MILWAUKEE Ward 156 | 182 | 182 | 0 |
| | City of MILWAUKEE Ward 158 | 161 | 158 | 3 |
| | City of MILWAUKEE Ward 162 | 247 | 246 | 1 |
| | City of MILWAUKEE Ward 174 | 338 | 336 | 2 |
| | City of MILWAUKEE Ward 175 | 348 | 347 | 1 |
| | City of MILWAUKEE Ward 176 | 253 | 253 | 0 |
| | City of MILWAUKEE Ward 177 | 541 | 540 | 1 |
| | City of MILWAUKEE Ward 178 | 257 | 255 | 2 |
| | City of MILWAUKEE Ward 179 | 199 | 195 | 4 |
| | City of MILWAUKEE Ward 180 | 321 | 319 | 2 |
| | City of MILWAUKEE Ward 181 | 243 | 240 | 3 |
| | City of MILWAUKEE Ward 182 | 163 | 161 | 2 |
| | City of MILWAUKEE Ward 236 | 306 | 304 | 2 |
| | City of MILWAUKEE Ward 237 | 247 | 246 | 1 |
| | City of MILWAUKEE Ward 238 | 379 | 378 | 1 |
| | City of MILWAUKEE Ward 239 | 473 | 472 | 1 |

WEC Canvass Reporting System

Ward by Ward Report

2022 Partisan Primary

| | | Total Votes Cast | DEM | |
|------------------|----------------------------|------------------|----------------|------------|
| | | | Ryan Clancy | SCATTERING |
| MILWAUKEE | City of MILWAUKEE Ward 241 | 335 | 334 | 1 |
| | City of MILWAUKEE Ward 340 | 0 | 0 | 0 |
| | City of MILWAUKEE Ward 341 | 0 | 0 | 0 |
| | County Totals: | 8,067 | 8,017 | 50 |
| | Office Totals: | 8,067 | 8,017 | 50 |

WEC Canvass Reporting System

Ward by Ward Report

2022 Partisan Primary

REPRESENTATIVE TO THE ASSEMBLY DISTRICT 20 - Democratic

| | | Total Votes Cast | DEM | |
|------------------|-------------------------------|------------------|----------------------|------------|
| | | | Christine M. Sinicki | SCATTERING |
| MILWAUKEE | City of CUDAHY Wards 1-3 | 393 | 393 | 0 |
| | City of CUDAHY Wards 4-6 | 295 | 295 | 0 |
| | City of CUDAHY Wards 7-9 | 167 | 167 | 0 |
| | City of CUDAHY Wards 10-12 | 323 | 321 | 2 |
| | City of CUDAHY Wards 13-15 | 297 | 295 | 2 |
| | City of MILWAUKEE Ward 240 | 363 | 363 | 0 |
| | City of MILWAUKEE Ward 281 | 183 | 182 | 1 |
| | City of MILWAUKEE Ward 282 | 177 | 177 | 0 |
| | City of MILWAUKEE Ward 284 | 261 | 259 | 2 |
| | City of MILWAUKEE Ward 285 | 266 | 266 | 0 |
| | City of MILWAUKEE Ward 286 | 211 | 210 | 1 |
| | City of MILWAUKEE Ward 287 | 246 | 246 | 0 |
| | City of MILWAUKEE Ward 288 | 457 | 453 | 4 |
| | City of MILWAUKEE Ward 289 | 276 | 276 | 0 |
| | City of MILWAUKEE Ward 290 | 161 | 161 | 0 |
| | City of MILWAUKEE Ward 291 | 180 | 180 | 0 |
| | City of MILWAUKEE Ward 292 | 129 | 129 | 0 |
| | City of MILWAUKEE Ward 293 | 196 | 196 | 0 |
| | City of MILWAUKEE Ward 300 | 146 | 146 | 0 |
| | City of MILWAUKEE Ward 301 | 136 | 136 | 0 |
| | City of MILWAUKEE Ward 302 | 132 | 131 | 1 |
| | City of MILWAUKEE Ward 303 | 97 | 95 | 2 |
| | City of MILWAUKEE Ward 304 | 268 | 267 | 1 |
| | City of MILWAUKEE Ward 313 | 68 | 68 | 0 |
| | City of MILWAUKEE Ward 314 | 67 | 67 | 0 |
| | City of MILWAUKEE Ward 347 | 180 | 179 | 1 |
| | City of MILWAUKEE Ward 348 | 145 | 145 | 0 |
| | City of MILWAUKEE Ward 352 | 1 | 1 | 0 |
| | City of ST. FRANCIS Wards 1-4 | 283 | 282 | 1 |

WEC Canvass Reporting System

Ward by Ward Report

2022 Partisan Primary

| | | Total Votes Cast | DEM | |
|------------------|--------------------------------|------------------|----------------------|------------|
| | | | Christine M. Sinicki | SCATTERING |
| MILWAUKEE | City of ST. FRANCIS Wards 5-8 | 327 | 327 | 0 |
| | City of ST. FRANCIS Wards 9-12 | 496 | 496 | 0 |
| | County Totals: | 6,927 | 6,909 | 18 |
| | Office Totals: | 6,927 | 6,909 | 18 |

WEC Canvass Reporting System

Ward by Ward Report

2022 Partisan Primary

REPRESENTATIVE TO THE ASSEMBLY DISTRICT 21 - Democratic

| | | Total Votes Cast | DEM | |
|-----------|-------------------------------------|------------------|-------------------|------------|
| | | | Nathan M Jurowski | SCATTERING |
| MILWAUKEE | City of FRANKLIN Ward 1A | 2 | 2 | 0 |
| | City of FRANKLIN Ward 12B | 76 | 76 | 0 |
| | City of FRANKLIN Ward 15C | 44 | 44 | 0 |
| | City of FRANKLIN Ward 15A | 6 | 6 | 0 |
| | City of OAK CREEK Ward 1 | 121 | 121 | 0 |
| | City of OAK CREEK Ward 2 | 140 | 140 | 0 |
| | City of OAK CREEK Ward 3 | 142 | 142 | 0 |
| | City of OAK CREEK Ward 4 | 140 | 140 | 0 |
| | City of OAK CREEK Ward 5 | 77 | 77 | 0 |
| | City of OAK CREEK Ward 6 | 119 | 119 | 0 |
| | City of OAK CREEK Ward 7 | 120 | 120 | 0 |
| | City of OAK CREEK Ward 8 | 102 | 102 | 0 |
| | City of OAK CREEK Ward 9 | 145 | 144 | 1 |
| | City of OAK CREEK Ward 10 | 128 | 128 | 0 |
| | City of OAK CREEK Ward 11 | 127 | 126 | 1 |
| | City of OAK CREEK Ward 12 | 128 | 128 | 0 |
| | City of OAK CREEK Ward 13 | 137 | 137 | 0 |
| | City of OAK CREEK Ward 14 | 137 | 137 | 0 |
| | City of OAK CREEK Ward 15 | 129 | 129 | 0 |
| | City of OAK CREEK Ward 16 | 90 | 90 | 0 |
| | City of OAK CREEK Ward 17 | 136 | 135 | 1 |
| | City of OAK CREEK Ward 18 | 106 | 106 | 0 |
| | City of SOUTH MILWAUKEE Wards 1-4 | 411 | 411 | 0 |
| | City of SOUTH MILWAUKEE Wards 5-8 | 296 | 294 | 2 |
| | City of SOUTH MILWAUKEE Wards 9-12 | 385 | 384 | 1 |
| | City of SOUTH MILWAUKEE Wards 13-16 | 370 | 370 | 0 |
| | County Totals: | 3,814 | 3,808 | 6 |
| | Office Totals: | 3,814 | 3,808 | 6 |

WEC Canvass Reporting System

Ward by Ward Report

2022 Partisan Primary

REPRESENTATIVE TO THE ASSEMBLY DISTRICT 22 - Democratic

| | | Total Votes Cast | DEM | |
|------------------------------------|------------------------------------|------------------|------------|------------|
| | | | Matt Brown | SCATTERING |
| WASHINGTON | Town of ERIN Wards 1-5 | 168 | 168 | 0 |
| | Village of RICHFIELD Wards 1-2 | 113 | 113 | 0 |
| | Village of RICHFIELD Wards 3-4 | 118 | 118 | 0 |
| | Village of RICHFIELD Wards 5-6 | 115 | 115 | 0 |
| | Village of RICHFIELD Wards 7-9 | 197 | 197 | 0 |
| County Totals: | | 711 | 711 | 0 |
| WAUKESHA | Town of LISBON Wards 1,7 | 114 | 114 | 0 |
| | Town of LISBON Wards 2-3 | 142 | 142 | 0 |
| | Village of BUTLER Wards 1-3 | 92 | 91 | 1 |
| | Village of LANNON Wards 1-2 | 82 | 82 | 0 |
| | Village of MENOMONEE FALLS Ward 8 | 144 | 144 | 0 |
| | Village of MENOMONEE FALLS Ward 10 | 161 | 161 | 0 |
| | Village of MENOMONEE FALLS Ward 12 | 96 | 96 | 0 |
| | Village of MENOMONEE FALLS Ward 13 | 100 | 100 | 0 |
| | Village of MENOMONEE FALLS Ward 14 | 141 | 141 | 0 |
| | Village of MENOMONEE FALLS Ward 15 | 100 | 100 | 0 |
| | Village of MENOMONEE FALLS Ward 16 | 127 | 127 | 0 |
| | Village of MENOMONEE FALLS Ward 17 | 123 | 123 | 0 |
| | Village of MENOMONEE FALLS Ward 18 | 141 | 141 | 0 |
| | Village of MENOMONEE FALLS Ward 19 | 96 | 96 | 0 |
| | Village of MENOMONEE FALLS Ward 20 | 86 | 86 | 0 |
| | Village of MENOMONEE FALLS Ward 21 | 77 | 77 | 0 |
| | Village of MENOMONEE FALLS Ward 22 | 92 | 92 | 0 |
| | Village of MENOMONEE FALLS Ward 23 | 183 | 183 | 0 |
| | Village of MENOMONEE FALLS Ward 24 | 146 | 146 | 0 |
| | Village of MENOMONEE FALLS Ward 25 | 64 | 64 | 0 |
| Village of MENOMONEE FALLS Ward 26 | 46 | 46 | 0 | |
| Village of SUSSEX Wards 1-2 | 155 | 155 | 0 | |
| Village of SUSSEX Wards 3-4,8,11 | 159 | 159 | 0 | |

WEC Canvass Reporting System

Ward by Ward Report

2022 Partisan Primary

| | | Total Votes Cast | DEM | |
|-----------------|-----------------------------|------------------|--------------|------------|
| | | | Matt Brown | SCATTERING |
| WAUKESHA | Village of SUSSEX Ward 5 | 101 | 101 | 0 |
| | Village of SUSSEX Wards 6-7 | 133 | 132 | 1 |
| | CITY OF MILWAUKEE Ward 317 | 0 | 0 | 0 |
| | County Totals: | 2,901 | 2,899 | 2 |
| | Office Totals: | 3,612 | 3,610 | 2 |

WEC Canvass Reporting System

Ward by Ward Report

2022 Partisan Primary

REPRESENTATIVE TO THE ASSEMBLY DISTRICT 23 - Democratic

| | | Total Votes Cast | DEM | |
|----------------------------------|-------------------------------------|------------------|--------------|------------|
| | | | Deb Andracea | SCATTERING |
| MILWAUKEE | Village of BAYSIDE Wards 1,3 | 280 | 280 | 0 |
| | Village of BAYSIDE Wards 2,4 | 399 | 399 | 0 |
| | Village of BAYSIDE Ward 5 | 194 | 193 | 1 |
| | Village of BROWN DEER Wards 1-2 | 598 | 597 | 1 |
| | Village of BROWN DEER Wards 4,7 | 270 | 269 | 1 |
| | Village of BROWN DEER Wards 5-6 | 495 | 495 | 0 |
| | Village of FOX POINT Wards 1-4 | 547 | 547 | 0 |
| | Village of FOX POINT Wards 5-9 | 749 | 748 | 1 |
| | Village of RIVER HILLS Wards 1,2 | 170 | 170 | 0 |
| | Village of WHITEFISH BAY Wards 1-2 | 332 | 332 | 0 |
| | Village of WHITEFISH BAY Wards 3-4 | 376 | 376 | 0 |
| | Village of WHITEFISH BAY Wards 5-6 | 416 | 416 | 0 |
| | Village of WHITEFISH BAY Ward 7 | 231 | 231 | 0 |
| | Village of WHITEFISH BAY Wards 8,10 | 508 | 508 | 0 |
| | Village of WHITEFISH BAY Wards 9,11 | 405 | 405 | 0 |
| Village of WHITEFISH BAY Ward 12 | 241 | 241 | 0 | |
| County Totals: | | 6,211 | 6,207 | 4 |
| OZAUKEE | VILLAGE OF BAYSIDE Ward 6 | 14 | 14 | 0 |
| | Village of THIENSVILLE Wards 1-2 | 209 | 209 | 0 |
| | Village of THIENSVILLE Wards 3-4 | 138 | 138 | 0 |
| | City of MEQUON Ward 2A | 41 | 41 | 0 |
| | City of MEQUON Ward 5 | 200 | 200 | 0 |
| | City of MEQUON Wards 7,8 | 152 | 152 | 0 |
| | City of MEQUON Wards 9,11 | 254 | 253 | 1 |
| | City of MEQUON Ward 13 | 144 | 144 | 0 |
| | City of MEQUON Wards 14-16 | 370 | 369 | 1 |
| | City of MEQUON Wards 17-18 | 366 | 366 | 0 |
| City of MEQUON Wards 19-20 | 300 | 299 | 1 | |

WEC Canvass Reporting System

Ward by Ward Report

2022 Partisan Primary

OZAUKEE

| | Total Votes Cast | DEM Deb Andraca | SCATTERING |
|----------------|------------------|--------------------|------------|
| County Totals: | 2,188 | 2,185 | 3 |
| Office Totals: | 8,399 | 8,392 | 7 |

WEC Canvass Reporting System

Ward by Ward Report

2022 Partisan Primary

REPRESENTATIVE TO THE ASSEMBLY DISTRICT 24 - Democratic

| | | Total Votes Cast | DEM | |
|-----------------------|-----------------------------------|------------------|---------------|------------|
| | | | Bob Tatterson | SCATTERING |
| OZAUKEE | Town of GRAFTON Wards 1-2,5 | 107 | 107 | 0 |
| | Town of GRAFTON Wards 3-4,6 | 129 | 129 | 0 |
| | Village of GRAFTON Wards 1-2 | 141 | 141 | 0 |
| | Village of GRAFTON Wards 3-4 | 93 | 93 | 0 |
| | Village of GRAFTON Wards 5-6 | 154 | 154 | 0 |
| | Village of GRAFTON Wards 7-8 | 116 | 116 | 0 |
| | Village of GRAFTON Wards 9-10 | 157 | 155 | 2 |
| | Village of GRAFTON Wards 11-12 | 95 | 95 | 0 |
| | Village of GRAFTON Wards 13-14 | 124 | 123 | 1 |
| | City of MEQUON Wards 1-3 | 139 | 139 | 0 |
| | City of MEQUON Ward 4 | 174 | 174 | 0 |
| | City of MEQUON Ward 6 | 71 | 71 | 0 |
| | City of MEQUON Wards 10,11A | 71 | 71 | 0 |
| | City of MEQUON Ward 12 | 54 | 54 | 0 |
| | City of PORT WASHINGTON Ward 8 | 0 | 0 | 0 |
| County Totals: | | 1,625 | 1,622 | 3 |
| WASHINGTON | Town of GERMANTOWN Ward 1 | 20 | 20 | 0 |
| | Village of GERMANTOWN Wards 1-4 | 266 | 266 | 0 |
| | Village of GERMANTOWN Wards 5-8 | 330 | 330 | 0 |
| | Village of GERMANTOWN Wards 9-11 | 329 | 329 | 0 |
| | Village of GERMANTOWN Wards 12-14 | 319 | 319 | 0 |
| | CITY OF MILWAUKEE Ward 316 | 0 | 0 | 0 |
| County Totals: | | 1,264 | 1,264 | 0 |
| WAUKESHA | Village of MENOMONEE FALLS Ward 1 | 59 | 59 | 0 |
| | Village of MENOMONEE FALLS Ward 2 | 85 | 85 | 0 |
| | Village of MENOMONEE FALLS Ward 3 | 115 | 114 | 1 |
| | Village of MENOMONEE FALLS Ward 4 | 99 | 99 | 0 |
| | Village of MENOMONEE FALLS Ward 5 | 81 | 81 | 0 |

WEC Canvass Reporting System

Ward by Ward Report

2022 Partisan Primary

| | | Total Votes Cast | DEM | |
|-----------------|------------------------------------|------------------|---------------|------------|
| | | | Bob Tatterson | SCATTERING |
| WAUKESHA | Village of MENOMONEE FALLS Ward 6 | 95 | 95 | 0 |
| | Village of MENOMONEE FALLS Ward 7 | 117 | 116 | 1 |
| | Village of MENOMONEE FALLS Ward 9 | 78 | 78 | 0 |
| | Village of MENOMONEE FALLS Ward 11 | 143 | 143 | 0 |
| | County Totals: | 872 | 870 | 2 |
| | Office Totals: | 3,761 | 3,756 | 5 |

WEC Canvass Reporting System

Ward by Ward Report

2022 Partisan Primary

REPRESENTATIVE TO THE ASSEMBLY DISTRICT 25 - Democratic

| | | Total Votes Cast | SCATTERING |
|-------------------------------------|--|---------------------|------------|
| CALUMET | Town of CHARLESTOWN Ward 1 | 0 | 0 |
| | City of CHILTON Wards 1-5 | 8 | 8 |
| | County Totals: | 8 | 8 |
| MANITOWOC | Town of CATO Wards 1-3 | 2 | 2 |
| | Town of CENTERVILLE Ward 1 | 0 | 0 |
| | Town of EATON Ward 1 | 0 | 0 |
| | Town of FRANKLIN Wards 1-3 | 0 | 0 |
| | Town of KOSSUTH Wards 1-3 | 3 | 3 |
| | Town of LIBERTY Wards 1-2 | 0 | 0 |
| | Town of MANITOWOC Wards 1-2 | 3 | 3 |
| | Town of MANITOWOC RAPIDS Wards 1,2,3,4 | 5 | 5 |
| | Town of NEWTON Wards 1-3 | 4 | 4 |
| | Town of ROCKLAND Wards 1-2 | 0 | 0 |
| | Village of CLEVELAND Wards 1-2 | 1 | 1 |
| | Village of FRANCIS CREEK Ward 1 | 0 | 0 |
| | Village of KELLNERSVILLE Ward 1 | 1 | 1 |
| | Village of REEDSVILLE Wards 1-2 | 1 | 1 |
| | Village of ST. NAZIANZ Ward 1 | 0 | 0 |
| | Village of VALDERS Ward 1 | 0 | 0 |
| | Village of WHITELAW Ward 1 | 0 | 0 |
| | City of MANITOWOC Wards 1-2 | 6 | 6 |
| | City of MANITOWOC Wards 3,4 | 7 | 7 |
| | City of MANITOWOC Wards 5-6 | 7 | 7 |
| City of MANITOWOC Wards 7-8 | 3 | 3 | |
| City of MANITOWOC Wards 9,10 | 4 | 4 | |
| City of MANITOWOC Wards 11-12 | 0 | 0 | |
| City of MANITOWOC Wards 13-14,23 | 3 | 3 | |
| City of MANITOWOC Wards 15-16 | 13 | 13 | |
| City of MANITOWOC Wards 17-18,21-22 | 6 | 6 | |

WEC Canvass Reporting System

Ward by Ward Report

2022 Partisan Primary

| | | Total Votes Cast | SCATTERING |
|------------------|-------------------------------|---------------------|------------|
| MANITOWOC | City of MANITOWOC Wards 19,20 | 5 | 5 |
| | County Totals: | 74 | 74 |
| | Office Totals: | 82 | 82 |

WEC Canvass Reporting System

Ward by Ward Report

2022 Partisan Primary

REPRESENTATIVE TO THE ASSEMBLY DISTRICT 26 - Democratic

| | | Total Votes Cast | DEM | |
|------------------|------------------------------------|------------------|--------------|------------|
| | | | Lisa Salgado | SCATTERING |
| SHEBOYGAN | Town of HOLLAND Wards 1-3 | 107 | 107 | 0 |
| | Town of LIMA Wards 1-4 | 81 | 81 | 0 |
| | Town of LYNDON Wards 1-3 | 47 | 47 | 0 |
| | Town of SHERMAN Wards 1-2 | 44 | 44 | 0 |
| | Town of WILSON Wards 1-4 | 259 | 259 | 0 |
| | Village of ADELL Ward 1 | 5 | 5 | 0 |
| | Village of CASCADE Ward 1 | 22 | 22 | 0 |
| | Village of CEDAR GROVE Wards 1-3 | 49 | 49 | 0 |
| | Village of OOSTBURG Wards 1-4 | 59 | 59 | 0 |
| | Village of RANDOM LAKE Wards 1-2 | 84 | 84 | 0 |
| | Village of WALDO Ward 1 | 18 | 18 | 0 |
| | City of SHEBOYGAN Ward 6 | 221 | 221 | 0 |
| | City of SHEBOYGAN Ward 9 | 59 | 59 | 0 |
| | City of SHEBOYGAN Ward 10 | 173 | 173 | 0 |
| | City of SHEBOYGAN Ward 11 | 58 | 57 | 1 |
| | City of SHEBOYGAN Ward 12 | 112 | 111 | 1 |
| | City of SHEBOYGAN Ward 13 | 107 | 107 | 0 |
| | City of SHEBOYGAN Ward 14 | 90 | 90 | 0 |
| | City of SHEBOYGAN Ward 15 | 94 | 93 | 1 |
| | City of SHEBOYGAN Ward 16 | 163 | 163 | 0 |
| | City of SHEBOYGAN Ward 17 | 128 | 128 | 0 |
| | City of SHEBOYGAN Ward 18 | 118 | 118 | 0 |
| | City of SHEBOYGAN Ward 19 | 108 | 108 | 0 |
| | City of SHEBOYGAN Ward 20 | 158 | 155 | 3 |
| | City of SHEBOYGAN FALLS Wards 1-10 | 417 | 417 | 0 |
| | County Totals: | 2,781 | 2,775 | 6 |
| | Office Totals: | 2,781 | 2,775 | 6 |

WEC Canvass Reporting System

Ward by Ward Report

2022 Partisan Primary

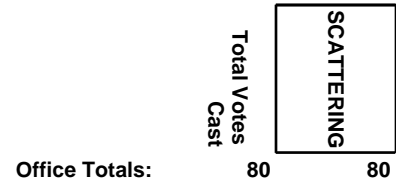
REPRESENTATIVE TO THE ASSEMBLY DISTRICT 27 - Democratic

| | | Total Votes Cast | SCATTERING |
|------------------|------------------------------------|---------------------|------------|
| CALUMET | CITY OF KIEL Ward 7 | 0 | 0 |
| | County Totals: | 0 | 0 |
| MANITOWOC | Town of MEEME Wards 1-2 | 1 | 1 |
| | Town of SCHLESWIG Wards 1-2 | 2 | 2 |
| | City of KIEL Wards 1-6 | 5 | 5 |
| | County Totals: | 8 | 8 |
| SHEBOYGAN | Town of HERMAN Wards 1-3 | 0 | 0 |
| | Town of MOSEL Ward 1 | 0 | 0 |
| | Town of PLYMOUTH Wards 1-4 | 5 | 5 |
| | Town of RHINE Wards 1-3 | 3 | 3 |
| | Town of SHEBOYGAN Wards 1-10 | 9 | 9 |
| | Town of SHEBOYGAN FALLS Wards 1-3 | 0 | 0 |
| | Village of ELKHART LAKE Ward 1 | 6 | 6 |
| | Village of GLENBEULAH Ward 1 | 2 | 2 |
| | Village of HOWARDS GROVE Wards 1-4 | 1 | 1 |
| | Village of KOHLER Wards 1-3 | 4 | 4 |
| | City of PLYMOUTH Wards 1-12 | 11 | 11 |
| | City of SHEBOYGAN Ward 1 | 1 | 1 |
| | City of SHEBOYGAN Ward 2 | 3 | 3 |
| | City of SHEBOYGAN Ward 3 | 5 | 5 |
| | City of SHEBOYGAN Ward 4 | 5 | 5 |
| | City of SHEBOYGAN Ward 5 | 7 | 7 |
| | City of SHEBOYGAN Ward 7 | 5 | 5 |
| | City of SHEBOYGAN Ward 8 | 5 | 5 |
| | City of SHEBOYGAN Ward 21 | 0 | 0 |
| | City of SHEBOYGAN Ward 22 | 0 | 0 |
| | City of SHEBOYGAN Ward 23 | 0 | 0 |
| | County Totals: | 72 | 72 |

WEC Canvass Reporting System

Ward by Ward Report

2022 Partisan Primary



WEC Canvass Reporting System

Ward by Ward Report

2022 Partisan Primary

REPRESENTATIVE TO THE ASSEMBLY DISTRICT 28 - Democratic

| | | Total Votes Cast | DEM | |
|-------------|-----------------------------------|------------------|--------------------|------------|
| | | | Schachner Patty | SCATTERING |
| POLK | Town of ALDEN Wards 1-4 | 180 | 180 | 0 |
| | Town of APPLE RIVER Wards 1-2 | 47 | 47 | 0 |
| | Town of BALSAM LAKE Wards 1-2 | 68 | 68 | 0 |
| | Town of BEAVER Ward 1 | 46 | 46 | 0 |
| | Town of BLACK BROOK Wards 1-2 | 57 | 57 | 0 |
| | Town of BONE LAKE Ward 1 | 53 | 53 | 0 |
| | Town of CLAM FALLS Ward 1 | 23 | 23 | 0 |
| | Town of CLAYTON Ward 1 | 59 | 59 | 0 |
| | Town of EUREKA Wards 1-2 | 79 | 79 | 0 |
| | Town of FARMINGTON Wards 1-3 | 83 | 83 | 0 |
| | Town of GARFIELD Wards 1,2 | 77 | 77 | 0 |
| | Town of GEORGETOWN Wards 1-2 | 53 | 53 | 0 |
| | Town of JOHNSTOWN Ward 1 | 27 | 27 | 0 |
| | Town of LAKETOWN Ward 1 | 52 | 52 | 0 |
| | Town of LINCOLN Wards 1-4 | 153 | 153 | 0 |
| | Town of LORAIN Ward 1 | 18 | 18 | 0 |
| | Town of LUCK Wards 1-2 | 50 | 50 | 0 |
| | Town of MCKINLEY Ward 1 | 19 | 19 | 0 |
| | Town of MILLTOWN Wards 1-2 | 59 | 59 | 0 |
| | Town of OSCEOLA Wards 1-5 | 162 | 162 | 0 |
| | Town of ST. CROIX FALLS Wards 1-3 | 55 | 55 | 0 |
| | Town of STERLING Ward 1 | 26 | 26 | 0 |
| | Town of WEST SWEDEN Ward 1 | 46 | 46 | 0 |
| | Village of BALSAM LAKE Ward 1 | 43 | 43 | 0 |
| | Village of CENTURIA Ward 1 | 23 | 23 | 0 |
| | Village of CLAYTON Ward 1 | 12 | 12 | 0 |
| | Village of DRESSER Ward 1 | 30 | 30 | 0 |
| | Village of FREDERIC Wards 1-2 | 50 | 50 | 0 |
| | Village of LUCK Wards 1-2 | 56 | 56 | 0 |

WEC Canvass Reporting System

Ward by Ward Report

2022 Partisan Primary

| | | Total Votes Cast | DEM | |
|------------------|-----------------------------------|------------------|------------------|------------|
| | | | Patty Schachtner | SCATTERING |
| POLK | Village of MILLTOWN Ward 1 | 36 | 36 | 0 |
| | Village of OSCEOLA Wards 1-3 | 154 | 154 | 0 |
| | City of AMERY Wards 1-5 | 195 | 195 | 0 |
| | City of ST. CROIX FALLS Wards 1-4 | 163 | 163 | 0 |
| | County Totals: | 2,254 | 2,254 | 0 |
| ST. CROIX | Town of STAR PRAIRIE Wards 1-6 | 148 | 148 | 0 |
| | Village of SOMERSET Wards 1-4 | 84 | 84 | 0 |
| | City of NEW RICHMOND Wards 1-6 | 240 | 240 | 0 |
| | City of NEW RICHMOND Wards 7-12 | 353 | 352 | 1 |
| | County Totals: | 825 | 824 | 1 |
| | Office Totals: | 3,079 | 3,078 | 1 |

WEC Canvass Reporting System

Ward by Ward Report

2022 Partisan Primary

REPRESENTATIVE TO THE ASSEMBLY DISTRICT 29 - Democratic

| | | Total Votes Cast | DEM | |
|-------------------------------|---------------------------------|------------------|------------------|------------|
| | | | Danielle Johnson | SCATTERING |
| DUNN | Town of COLFAX Wards 1-3 | 69 | 69 | 0 |
| | Town of ELK MOUND Wards 1-3 | 63 | 63 | 0 |
| | Town of HAY RIVER Wards 1-2 | 39 | 39 | 0 |
| | Town of LUCAS Ward 1 | 54 | 54 | 0 |
| | Town of MENOMONIE Wards 1-5 | 305 | 305 | 0 |
| | Town of NEW HAVEN Ward 1 | 30 | 30 | 0 |
| | Town of RED CEDAR Wards 1-4 | 151 | 151 | 0 |
| | Town of SHERIDAN Ward 1 | 27 | 27 | 0 |
| | Town of SHERMAN Wards 1-2 | 45 | 45 | 0 |
| | Town of STANTON Ward 1 | 54 | 54 | 0 |
| | Town of TAINTER Wards 1-4 | 235 | 235 | 0 |
| | Town of TIFFANY Wards 1-2 | 25 | 25 | 0 |
| | Town of WILSON Ward 1 | 42 | 42 | 0 |
| | Village of BOYCEVILLE Wards 1-2 | 38 | 38 | 0 |
| | Village of COLFAX Wards 1-2 | 97 | 97 | 0 |
| | Village of DOWNING Ward 1 | 11 | 11 | 0 |
| | Village of ELK MOUND Ward 1 | 46 | 46 | 0 |
| | Village of KNAPP Ward 1 | 10 | 10 | 0 |
| | Village of RIDGELAND Ward 1 | 12 | 12 | 0 |
| | Village of WHEELER Ward 1 | 11 | 11 | 0 |
| City of MENOMONIE Wards 1-2 | 302 | 302 | 0 | |
| City of MENOMONIE Wards 3-4 | 146 | 146 | 0 | |
| City of MENOMONIE Wards 5,7 | 51 | 51 | 0 | |
| City of MENOMONIE Ward 6 | 117 | 117 | 0 | |
| City of MENOMONIE Wards 8-9 | 155 | 155 | 0 | |
| City of MENOMONIE Wards 10-11 | 351 | 351 | 0 | |
| County Totals: | | 2,486 | 2,486 | 0 |
| POLK | Town of CLEAR LAKE Ward 1 | 25 | 25 | 0 |
| | Village of CLEAR LAKE Wards 1-2 | 48 | 48 | 0 |

WEC Canvass Reporting System

Ward by Ward Report

2022 Partisan Primary

| | | Total Votes Cast | DEM | |
|------------------|---------------------------------|------------------|------------------|------------|
| | | | Danielle Johnson | SCATTERING |
| POLK | County Totals: | 73 | 73 | 0 |
| ST. CROIX | Town of BALDWIN Wards 1-2 | 33 | 33 | 0 |
| | Town of CADY Ward 1 | 32 | 32 | 0 |
| | Town of CYLON Ward 1 | 32 | 32 | 0 |
| | Town of EMERALD Ward 1 | 35 | 35 | 0 |
| | Town of FOREST Ward 1 | 21 | 21 | 0 |
| | Town of GLENWOOD Ward 1 | 18 | 18 | 0 |
| | Town of HAMMOND Wards 1-3 | 78 | 78 | 0 |
| | Town of SPRINGFIELD Ward 1 | 35 | 35 | 0 |
| | Town of STANTON Wards 1-2 | 48 | 48 | 0 |
| | Village of BALDWIN Wards 1-6 | 144 | 143 | 1 |
| | Village of DEER PARK Ward 1 | 6 | 6 | 0 |
| | Village of HAMMOND Wards 1-4 | 82 | 82 | 0 |
| | Village of STAR PRAIRIE Ward 1 | 33 | 33 | 0 |
| | Village of WILSON Ward 1 | 13 | 13 | 0 |
| | Village of WOODVILLE Wards 1-2 | 47 | 47 | 0 |
| | City of GLENWOOD CITY Wards 1-2 | 44 | 44 | 0 |
| | County Totals: | 701 | 700 | 1 |
| | Office Totals: | 3,260 | 3,259 | 1 |

WEC Canvass Reporting System

Ward by Ward Report

2022 Partisan Primary

REPRESENTATIVE TO THE ASSEMBLY DISTRICT 30 - Democratic

| | | Total Votes Cast | DEM | |
|-----------|-----------------------------------|------------------|--------------|------------|
| | | | Sarah Yacoub | SCATTERING |
| PIERCE | Town of CLIFTON Wards 1-4 | 198 | 197 | 1 |
| | County Totals: | 198 | 197 | 1 |
| ST. CROIX | Town of EAU GALLE Wards 1-2 | 47 | 47 | 0 |
| | Town of ERIN PRAIRIE Ward 1 | 33 | 33 | 0 |
| | Town of HUDSON Wards 1-14 | 457 | 455 | 2 |
| | Town of KINNICKINNIC Wards 1-3 | 137 | 136 | 1 |
| | Town of PLEASANT VALLEY Ward 1 | 28 | 28 | 0 |
| | Town of RICHMOND Wards 1-6 | 154 | 153 | 1 |
| | Town of RUSH RIVER Ward 1 | 22 | 22 | 0 |
| | Town of ST. JOSEPH Wards 1-6 | 252 | 252 | 0 |
| | Town of SOMERSET Wards 1-6 | 177 | 177 | 0 |
| | Town of TROY Wards 1-8 | 297 | 297 | 0 |
| | Town of WARREN Wards 1-3 | 64 | 63 | 1 |
| | Village of NORTH HUDSON Wards 1-6 | 284 | 284 | 0 |
| | Village of ROBERTS Wards 1-4 | 78 | 76 | 2 |
| | City of HUDSON Wards 1-2 | 110 | 110 | 0 |
| | City of HUDSON Wards 3-4 | 123 | 122 | 1 |
| | City of HUDSON Wards 5-6 | 169 | 168 | 1 |
| | City of HUDSON Wards 7-8 | 203 | 201 | 2 |
| | City of HUDSON Wards 9-10 | 262 | 261 | 1 |
| | City of HUDSON Wards 11-12 | 228 | 226 | 2 |
| | CITY OF RIVER FALLS Wards 1-5 | 361 | 359 | 2 |
| | County Totals: | 3,486 | 3,470 | 16 |
| | Office Totals: | 3,684 | 3,667 | 17 |

WEC Canvass Reporting System

Ward by Ward Report

2022 Partisan Primary

REPRESENTATIVE TO THE ASSEMBLY DISTRICT 31 - Democratic

| | | Total Votes Cast | DEM | |
|----------------------------|----------------------------------|------------------|---------------|------------|
| | | | Brienne Brown | SCATTERING |
| ROCK | Town of BELOIT Ward 4 | 33 | 33 | 0 |
| | Town of BELOIT Ward 5 | 0 | 0 | 0 |
| | Town of BELOIT Ward 8 | 96 | 96 | 0 |
| | Town of BELOIT Wards 9-12 | 272 | 269 | 3 |
| | Town of BELOIT Ward 13 | 0 | 0 | 0 |
| | Town of BRADFORD Wards 1-2 | 56 | 56 | 0 |
| | Town of CLINTON Ward 1 | 37 | 37 | 0 |
| | Town of JOHNSTOWN Ward 1 | 37 | 37 | 0 |
| | Town of LA PRAIRIE Ward 1 | 43 | 43 | 0 |
| | Town of LA PRAIRIE Ward 2 | 13 | 13 | 0 |
| | Town of TURTLE Ward 1 | 42 | 42 | 0 |
| | Town of TURTLE Wards 2-4 | 128 | 128 | 0 |
| | Village of CLINTON Wards 1-3 | 97 | 97 | 0 |
| | City of BELOIT Ward 18 | 63 | 63 | 0 |
| | City of BELOIT Ward 19 | 93 | 93 | 0 |
| | City of BELOIT Ward 20 | 41 | 40 | 1 |
| | City of BELOIT Ward 22 | 149 | 148 | 1 |
| | City of BELOIT Ward 23 | 89 | 89 | 0 |
| | City of BELOIT Ward 25 | 0 | 0 | 0 |
| | City of BELOIT Ward 29 | 0 | 0 | 0 |
| City of JANESVILLE Ward 13 | 12 | 12 | 0 | |
| County Totals: | | 1,301 | 1,296 | 5 |
| WALWORTH | Town of DARIEN Wards 1-3 | 64 | 64 | 0 |
| | Town of LAFAYETTE Wards 1-3 | 103 | 103 | 0 |
| | Town of LA GRANGE Wards 1-3 | 142 | 142 | 0 |
| | Town of RICHMOND Wards 1-3 | 134 | 134 | 0 |
| | Town of SPRING PRAIRIE Wards 1-4 | 98 | 98 | 0 |
| | Town of SUGAR CREEK Wards 1-7 | 225 | 225 | 0 |
| | Town of WHITEWATER Wards 1-3 | 136 | 135 | 1 |

WEC Canvass Reporting System

Ward by Ward Report

2022 Partisan Primary

| | | Total Votes Cast | DEM | |
|-----------------|-----------------------------------|------------------|---------------|------------|
| | | | Brienne Brown | SCATTERING |
| WALWORTH | Village of DARIEN Wards 1-2 | 59 | 59 | 0 |
| | City of ELKHORN Wards 1-7 | 497 | 496 | 1 |
| | City of WHITEWATER Wards 1-3 | 199 | 199 | 0 |
| | City of WHITEWATER Wards 4-5,9-10 | 166 | 165 | 1 |
| | City of WHITEWATER Wards 6-8 | 238 | 237 | 1 |
| | County Totals: | 2,061 | 2,057 | 4 |
| | Office Totals: | 3,362 | 3,353 | 9 |

WEC Canvass Reporting System

Ward by Ward Report

2022 Partisan Primary

REPRESENTATIVE TO THE ASSEMBLY DISTRICT 32 - Democratic

| | | Total Votes Cast | DEM | |
|-----------------------|-----------------------------------|------------------|----------------|------------|
| | | | Adam Jaramillo | SCATTERING |
| KENOSHA | Town of WHEATLAND Wards 1,2,3,4,5 | 185 | 185 | 0 |
| | VILLAGE OF GENOA CITY Ward 6 | 0 | 0 | 0 |
| | County Totals: | 185 | 185 | 0 |
| WALWORTH | Town of BLOOMFIELD Wards 1-2 | 70 | 70 | 0 |
| | Town of DELAVAN Wards 1-9 | 299 | 298 | 1 |
| | Town of GENEVA Wards 1-10 | 304 | 304 | 0 |
| | Town of LINN Wards 1-4,6 | 99 | 99 | 0 |
| | Town of LINN Ward 5 | 35 | 35 | 0 |
| | Town of LYONS Wards 1-7 | 169 | 169 | 0 |
| | Town of SHARON Ward 1 | 40 | 40 | 0 |
| | Town of WALWORTH Wards 1-4 | 74 | 73 | 1 |
| | Village of BLOOMFIELD Wards 1-5 | 128 | 127 | 1 |
| | Village of FONTANA Wards 1-3 | 153 | 153 | 0 |
| | Village of GENOA CITY Wards 1-5 | 92 | 92 | 0 |
| | Village of SHARON Wards 1-2 | 54 | 53 | 1 |
| | Village of WALWORTH Wards 1-3 | 119 | 119 | 0 |
| | Village of WILLIAMS BAY Wards 1-4 | 249 | 249 | 0 |
| | City of DELAVAN Wards 1-10 | 391 | 391 | 0 |
| | City of LAKE GENEVA Wards 1-10 | 497 | 494 | 3 |
| County Totals: | 2,773 | 2,766 | 7 | |
| Office Totals: | 2,958 | 2,951 | 7 | |

WEC Canvass Reporting System

Ward by Ward Report

2022 Partisan Primary

REPRESENTATIVE TO THE ASSEMBLY DISTRICT 33 - Democratic

| | | Total Votes Cast | DEM | |
|---------------------------|----------------------------------|------------------|--------------|------------|
| | | | Don Vruwink | SCATTERING |
| JEFFERSON | Town of COLD SPRING Ward 1 | 53 | 53 | 0 |
| | Town of HEBRON Wards 1-2 | 54 | 54 | 0 |
| | Town of JEFFERSON Wards 1-4 | 114 | 114 | 0 |
| | Town of KOSHKONONG Wards 1-6 | 202 | 200 | 2 |
| | Town of OAKLAND Wards 1-4 | 314 | 314 | 0 |
| | Town of PALMYRA Wards 1-2 | 65 | 65 | 0 |
| | Town of SULLIVAN Wards 1-4 | 99 | 99 | 0 |
| | Town of SUMNER Ward 1 | 60 | 60 | 0 |
| | Village of PALMYRA Wards 1-2 | 85 | 85 | 0 |
| | Village of SULLIVAN Ward 1 | 39 | 39 | 0 |
| | City of FORT ATKINSON Wards 1-10 | 932 | 930 | 2 |
| | City of JEFFERSON Wards 1-10 | 403 | 403 | 0 |
| | CITY OF WHITEWATER Wards 11-13 | 118 | 118 | 0 |
| | County Totals: | 2,538 | 2,534 | 4 |
| ROCK | Town of HARMONY Wards 1-3 | 290 | 290 | 0 |
| | Town of LIMA Wards 1-2 | 103 | 103 | 0 |
| | Town of MILTON Wards 1-5 | 275 | 275 | 0 |
| | City of JANESVILLE Ward 17 | 283 | 280 | 3 |
| | City of JANESVILLE Ward 21 | 0 | 0 | 0 |
| | City of JANESVILLE Ward 23 | 102 | 101 | 1 |
| | City of JANESVILLE Ward 25 | 0 | 0 | 0 |
| | City of JANESVILLE Ward 29 | 42 | 42 | 0 |
| | City of JANESVILLE Ward 32 | 152 | 152 | 0 |
| | City of JANESVILLE Ward 35 | 4 | 4 | 0 |
| City of MILTON Wards 1-10 | 536 | 535 | 1 | |
| | County Totals: | 1,787 | 1,782 | 5 |
| | Office Totals: | 4,325 | 4,316 | 9 |

WEC Canvass Reporting System

Ward by Ward Report

2022 Partisan Primary

REPRESENTATIVE TO THE ASSEMBLY DISTRICT 34 - Democratic

| | | Total Votes Cast | DEM | |
|--------|---------------------------------|------------------|---------------|------------|
| | | | Eileen Daniel | SCATTERING |
| ONEIDA | Town of CASSIAN Wards 1-2 | 69 | 69 | 0 |
| | Town of CRESCENT Wards 1-3 | 143 | 143 | 0 |
| | Town of ENTERPRISE Ward 1 | 16 | 16 | 0 |
| | Town of HAZELHURST Wards 1-2 | 106 | 106 | 0 |
| | Town of LAKE TOMAHAWK Wards 1-2 | 74 | 74 | 0 |
| | Town of LITTLE RICE Ward 1 | 18 | 18 | 0 |
| | Town of LYNNE Ward 1 | 7 | 7 | 0 |
| | Town of MINOCQUA Wards 1-7 | 346 | 346 | 0 |
| | Town of MONICO Ward 1 | 6 | 6 | 0 |
| | Town of NEWBOLD Ward 1 | 31 | 31 | 0 |
| | Town of NEWBOLD Wards 2-4 | 198 | 198 | 0 |
| | Town of PELICAN Wards 1-4 | 200 | 200 | 0 |
| | Town of PIEHL Ward 1 | 9 | 9 | 0 |
| | Town of PINE LAKE Wards 1-4 | 232 | 232 | 0 |
| | Town of SCHOEPKE Ward 1 | 27 | 27 | 0 |
| | Town of STELLA Wards 1-2 | 54 | 54 | 0 |
| | Town of SUGAR CAMP Wards 1-2 | 103 | 103 | 0 |
| | Town of THREE LAKES Wards 1,2,3 | 125 | 125 | 0 |
| | Town of WOODBORO Ward 1 | 63 | 63 | 0 |
| | Town of WOODRUFF Wards 1-3 | 165 | 165 | 0 |
| | City of RHINELANDER Wards 1-3 | 67 | 67 | 0 |
| | City of RHINELANDER Wards 4-5 | 62 | 62 | 0 |
| | City of RHINELANDER Wards 6,11 | 40 | 40 | 0 |
| | City of RHINELANDER Wards 7-8 | 95 | 95 | 0 |
| | City of RHINELANDER Wards 9,12 | 98 | 98 | 0 |
| | City of RHINELANDER Wards 10,13 | 56 | 55 | 1 |
| | City of RHINELANDER Wards 14,16 | 67 | 67 | 0 |
| | City of RHINELANDER Wards 15,17 | 55 | 55 | 0 |
| | County Totals: | 2,532 | 2,531 | 1 |

WEC Canvass Reporting System

Ward by Ward Report

2022 Partisan Primary

| | Total Votes Cast | DEM | |
|-------------------------------------|------------------|---------------|------------|
| | | Eileen Daniel | SCATTERING |
| VILAS Town of ARBOR VITAE Wards 1-7 | 248 | 248 | 0 |
| Town of BOULDER JUNCTION Wards 1-2 | 98 | 98 | 0 |
| Town of CLOVERLAND Wards 1-2 | 65 | 65 | 0 |
| Town of CONOVER Wards 1-2 | 66 | 66 | 0 |
| Town of LAC DU FLAMBEAU Wards 1-7 | 193 | 193 | 0 |
| Town of LAND O-LAKES Wards 1-2 | 62 | 62 | 0 |
| Town of LINCOLN Wards 1-5 | 130 | 129 | 1 |
| Town of MANITOWISH WATERS Ward 1 | 56 | 56 | 0 |
| Town of PHELPS Wards 1-2 | 79 | 79 | 0 |
| Town of PLUM LAKE Ward 1 | 49 | 49 | 0 |
| Town of PRESQUE ISLE Wards 1-2 | 75 | 75 | 0 |
| Town of ST. GERMAIN Wards 1-2 | 148 | 148 | 0 |
| Town of WASHINGTON Wards 1-3 | 104 | 104 | 0 |
| Town of WINCHESTER Ward 1 | 39 | 39 | 0 |
| City of EAGLE RIVER Wards 1-5 | 101 | 101 | 0 |
| County Totals: | 1,513 | 1,512 | 1 |
| Office Totals: | 4,045 | 4,043 | 2 |

WEC Canvass Reporting System

Ward by Ward Report

2022 Partisan Primary

REPRESENTATIVE TO THE ASSEMBLY DISTRICT 35 - Democratic

| | Total Votes Cast | SCATTERING |
|---------------------------------------|---------------------|------------|
| LANGLADE Town of ACKLEY Ward 1 | 0 | 0 |
| Town of AINSWORTH Ward 1 | 0 | 0 |
| Town of ANTIGO Wards 1-2 | 0 | 0 |
| Town of ELCHO Wards 1-2 | 0 | 0 |
| Town of EVERGREEN Ward 1 | 0 | 0 |
| Town of LANGLADE Wards 1-2 | 0 | 0 |
| Town of NEVA Ward 1 | 0 | 0 |
| Town of NORWOOD Ward 1 | 0 | 0 |
| Town of PARRISH Ward 1 | 0 | 0 |
| Town of PECK Wards 1-2 | 0 | 0 |
| Town of POLAR Wards 1-2 | 0 | 0 |
| Town of PRICE Wards 1-2 | 0 | 0 |
| Town of ROLLING Wards 1-2 | 0 | 0 |
| Town of SUMMIT Ward 1 | 0 | 0 |
| Town of UPHAM Wards 1-2 | 0 | 0 |
| Town of VILAS Ward 1 | 0 | 0 |
| Town of WOLF RIVER Wards 1-2 | 0 | 0 |
| Village of WHITE LAKE Ward 1 | 0 | 0 |
| City of ANTIGO Ward 1 | 0 | 0 |
| City of ANTIGO Ward 2 | 0 | 0 |
| City of ANTIGO Ward 3 | 0 | 0 |
| City of ANTIGO Ward 4 | 0 | 0 |
| City of ANTIGO Ward 5 | 0 | 0 |
| City of ANTIGO Ward 6 | 0 | 0 |
| City of ANTIGO Ward 7 | 0 | 0 |
| City of ANTIGO Ward 8 | 0 | 0 |
| City of ANTIGO Ward 9 | 0 | 0 |
| County Totals: | 0 | 0 |

WEC Canvass Reporting System

Ward by Ward Report

2022 Partisan Primary

| | | Total Votes Cast | SCATTERING |
|----------------------------|----------------------------------|---------------------|------------|
| LINCOLN | Town of BIRCH Ward 1 | 0 | 0 |
| | Town of BRADLEY Wards 1-5 | 4 | 4 |
| | Town of CORNING Wards 1-2 | 0 | 0 |
| | Town of HARDING Ward 1 | 1 | 1 |
| | Town of HARRISON Wards 1-3 | 1 | 1 |
| | Town of KING Wards 1-2 | 5 | 5 |
| | Town of MERRILL Wards 1,2,3,4,5 | 3 | 3 |
| | Town of PINE RIVER Wards 1-4 | 4 | 4 |
| | Town of ROCK FALLS Wards 1-2 | 1 | 1 |
| | Town of RUSSELL Ward 1 | 0 | 0 |
| | Town of SCHLEY Wards 1-2 | 0 | 0 |
| | Town of SCOTT Wards 1-2 | 2 | 2 |
| | Town of SKANAWAN Ward 1 | 0 | 0 |
| | Town of SOMO Ward 1 | 0 | 0 |
| | Town of TOMAHAWK Ward 1 | 0 | 0 |
| | Town of WILSON Ward 1 | 2 | 2 |
| | City of MERRILL Ward 1 | 3 | 3 |
| | City of MERRILL Wards 2-3,15 | 0 | 0 |
| | City of MERRILL Ward 4 | 2 | 2 |
| | City of MERRILL Wards 5,14 | 0 | 0 |
| | City of MERRILL Wards 6,12-13,16 | 0 | 0 |
| | City of MERRILL Wards 7,9 | 0 | 0 |
| | City of MERRILL Wards 8,10 | 0 | 0 |
| | City of MERRILL Ward 11 | 1 | 1 |
| | City of TOMAHAWK Wards 1-2 | 2 | 2 |
| City of TOMAHAWK Wards 3-4 | 1 | 1 | |
| City of TOMAHAWK Wards 5-6 | 3 | 3 | |
| County Totals: | 35 | 35 | |
| MARATHON | Town of BERLIN Wards 1-2 | 0 | 0 |
| | Town of HARRISON Ward 1 | 0 | 0 |

WEC Canvass Reporting System

Ward by Ward Report

2022 Partisan Primary

| | | Total Votes Cast | SCATTERING |
|-----------------------|------------------------------|---------------------|------------|
| MARATHON | Town of PLOVER Ward 1 | 0 | 0 |
| | VILLAGE OF BIRNAMWOOD Ward 2 | 0 | 0 |
| | County Totals: | 0 | 0 |
| OCONTO | Town of BREED Ward 1 | 1 | 1 |
| | Town of DOTY Ward 1 | 0 | 0 |
| | Town of LAKEWOOD Ward 1 | 0 | 0 |
| | Town of MOUNTAIN Ward 1 | 1 | 1 |
| | Town of RIVERVIEW Wards 1-2 | 2 | 2 |
| | Town of TOWNSEND Wards 1-2 | 2 | 2 |
| | County Totals: | 6 | 6 |
| ONEIDA | Town of NOKOMIS Wards 1-2 | 5 | 5 |
| | County Totals: | 5 | 5 |
| SHAWANO | Town of ALMON Ward 1 | 2 | 2 |
| | Town of ANIWA Ward 1 | 0 | 0 |
| | Town of BIRNAMWOOD Ward 1 | 0 | 0 |
| | Town of HUTCHINS Ward 1 | 0 | 0 |
| | Village of ANIWA Ward 1 | 0 | 0 |
| | Village of BIRNAMWOOD Ward 1 | 0 | 0 |
| | Village of ELAND Ward 1 | 0 | 0 |
| | Village of MATTOON Ward 1 | 1 | 1 |
| County Totals: | 3 | 3 | |
| Office Totals: | | 49 | 49 |

WEC Canvass Reporting System

Ward by Ward Report

2022 Partisan Primary

REPRESENTATIVE TO THE ASSEMBLY DISTRICT 36 - Democratic

| | | Total Votes Cast | DEM | |
|-----------------------|--------------------------------|------------------|------------|------------|
| | | | Ben Murray | SCATTERING |
| FLORENCE | Town of AURORA Wards 1-3 | 28 | 28 | 0 |
| | Town of COMMONWEALTH Wards 1-4 | 14 | 14 | 0 |
| | Town of FENCE Ward 1 | 6 | 6 | 0 |
| | Town of FERN Ward 1 | 6 | 6 | 0 |
| | Town of FLORENCE Wards 1-7 | 99 | 99 | 0 |
| | Town of HOMESTEAD Ward 1 | 13 | 13 | 0 |
| | Town of LONG LAKE Ward 1 | 11 | 11 | 0 |
| | Town of TIPLER Ward 1 | 4 | 4 | 0 |
| County Totals: | | 181 | 181 | 0 |
| FOREST | Town of ALVIN Ward 1 | 5 | 5 | 0 |
| | Town of ARGONNE Wards 1,2 | 14 | 14 | 0 |
| | Town of ARMSTRONG CREEK Ward 1 | 22 | 22 | 0 |
| | Town of BLACKWELL Ward 1 | 4 | 4 | 0 |
| | Town of CASWELL Ward 1 | 4 | 4 | 0 |
| | Town of CRANDON Wards 1,2 | 16 | 16 | 0 |
| | Town of FREEDOM Ward 1 | 25 | 25 | 0 |
| | Town of HILES Ward 1 | 23 | 23 | 0 |
| | Town of LAONA Wards 1-4 | 51 | 51 | 0 |
| | Town of LINCOLN Wards 1-5 | 55 | 55 | 0 |
| | Town of NASHVILLE Wards 1-3 | 38 | 38 | 0 |
| | Town of NASHVILLE Wards 4-5 | 30 | 30 | 0 |
| | Town of POPPLE RIVER Ward 1 | 4 | 4 | 0 |
| | Town of ROSS Ward 1 | 3 | 3 | 0 |
| | Town of WABENO Wards 1,2,3,4 | 37 | 37 | 0 |
| | City of CRANDON Wards 1-4 | 33 | 33 | 0 |
| County Totals: | | 364 | 364 | 0 |
| MARINETTE | Town of AMBERG Ward 1 | 22 | 22 | 0 |
| | Town of ATHELSTANE Wards 1-2 | 20 | 20 | 0 |

WEC Canvass Reporting System

Ward by Ward Report

2022 Partisan Primary

| | | Total Votes Cast | DEM | |
|-----------------------|--------------------------------|------------------|------------|------------|
| | | | Ben Murray | SCATTERING |
| MARINETTE | Town of BEAVER Wards 1-2 | 24 | 24 | 0 |
| | Town of BEECHER Ward 1 | 32 | 32 | 0 |
| | Town of DUNBAR Ward 1 | 25 | 25 | 0 |
| | Town of GOODMAN Ward 1 | 44 | 44 | 0 |
| | Town of LAKE Wards 1-2 | 50 | 50 | 0 |
| | Town of MIDDLE INLET Wards 1-2 | 43 | 43 | 0 |
| | Town of NIAGARA Ward 1 | 38 | 38 | 0 |
| | Town of PEMBINE Wards 1-2 | 20 | 20 | 0 |
| | Town of PORTERFIELD Wards 1-4 | 77 | 77 | 0 |
| | Town of SILVER CLIFF Ward 1 | 27 | 27 | 0 |
| | Town of STEPHENSON Wards 1-3 | 103 | 102 | 1 |
| | Town of STEPHENSON Wards 4-6 | 71 | 71 | 0 |
| | Town of WAGNER Ward 1 | 28 | 28 | 0 |
| | Town of WAUSAUKEE Wards 1-2 | 54 | 54 | 0 |
| | Village of CRIVITZ Wards 1-2 | 39 | 39 | 0 |
| | Village of WAUSAUKEE Ward 1 | 12 | 12 | 0 |
| | City of NIAGARA Wards 1-3 | 56 | 56 | 0 |
| County Totals: | 785 | 784 | 1 | |
| MENOMINEE | Town of MENOMINEE Wards 1,3-5 | 123 | 122 | 1 |
| | Town of MENOMINEE Ward 2 | 17 | 17 | 0 |
| | County Totals: | 140 | 139 | 1 |
| OCONTO | Town of BAGLEY Ward 1 | 6 | 6 | 0 |
| | Town of BRAZEAU Wards 1,2 | 71 | 71 | 0 |
| | Town of CHASE Wards 1-5 | 109 | 109 | 0 |
| | Town of GILLETT Wards 1-2 | 30 | 30 | 0 |
| | Town of HOW Ward 1 | 11 | 11 | 0 |
| | Town of LENA Ward 1 | 15 | 15 | 0 |
| | Town of MAPLE VALLEY Ward 1 | 16 | 16 | 0 |
| | Town of MORGAN Wards 1-2 | 44 | 44 | 0 |
| | Town of OCONTO FALLS Wards 1-2 | 46 | 45 | 1 |

WEC Canvass Reporting System

Ward by Ward Report

2022 Partisan Primary

| | | Total Votes Cast | DEM | |
|-----------------------|--------------------------------|------------------|--------------|------------|
| | | | Ben Murray | SCATTERING |
| OCONTO | Town of SPRUCE Ward 1 | 27 | 27 | 0 |
| | Town of UNDERHILL Ward 1 | 24 | 24 | 0 |
| | Village of LENA Ward 1 | 8 | 8 | 0 |
| | Village of SURING Ward 1 | 11 | 11 | 0 |
| | City of GILLETT Wards 1-3 | 37 | 37 | 0 |
| | City of OCONTO FALLS Wards 1-5 | 94 | 94 | 0 |
| County Totals: | | 549 | 548 | 1 |
| SHAWANO | Town of BARTELME Ward 1 | 42 | 42 | 0 |
| | Town of GREEN VALLEY Wards 1-2 | 22 | 22 | 0 |
| | Town of RED SPRINGS Wards 1-2 | 46 | 46 | 0 |
| | Town of WASHINGTON Wards 1-4 | 62 | 62 | 0 |
| | Village of CECIL Ward 1 | 24 | 24 | 0 |
| County Totals: | | 196 | 196 | 0 |
| Office Totals: | | 2,215 | 2,212 | 3 |

WEC Canvass Reporting System

Ward by Ward Report

2022 Partisan Primary

REPRESENTATIVE TO THE ASSEMBLY DISTRICT 37 - Democratic

| | | Total Votes Cast | DEM | |
|--------------------------|-----------------------------------|------------------|--------------------|------------|
| | | | Maureen McCarville | SCATTERING |
| COLUMBIA | Town of COLUMBUS Ward 1 | 28 | 28 | 0 |
| | City of COLUMBUS Wards 1-8,10 | 401 | 401 | 0 |
| | County Totals: | 429 | 429 | 0 |
| DANE | Town of BRISTOL Wards 1-5 | 376 | 376 | 0 |
| | Town of YORK Ward 1 | 67 | 67 | 0 |
| | Village of DEFOREST Wards 1-5 | 490 | 490 | 0 |
| | Village of DEFOREST Wards 6-10,13 | 595 | 595 | 0 |
| | Village of Windsor Wards 1-5 | 350 | 349 | 1 |
| | City of SUN PRAIRIE Ward 28 | 0 | 0 | 0 |
| | City of SUN PRAIRIE Ward 29 | 0 | 0 | 0 |
| | City of SUN PRAIRIE Ward 30 | 0 | 0 | 0 |
| | County Totals: | 1,878 | 1,877 | 1 |
| DODGE | Town of ASHIPUN Wards 1-4 | 94 | 94 | 0 |
| | Town of CLYMAN Ward 1 | 24 | 24 | 0 |
| | Town of ELBA Wards 1-2 | 58 | 58 | 0 |
| | Town of EMMET Wards 1-2 | 49 | 49 | 0 |
| | Town of LEBANON Wards 1-3 | 55 | 55 | 0 |
| | Town of LOWELL Wards 2-4 | 21 | 21 | 0 |
| | Town of PORTLAND Wards 1-2 | 39 | 39 | 0 |
| | Town of SHIELDS Ward 1 | 19 | 19 | 0 |
| | Village of CLYMAN Ward 1 | 7 | 7 | 0 |
| | Village of LOWELL Ward 1 | 7 | 7 | 0 |
| | Village of REESEVILLE Ward 1 | 35 | 35 | 0 |
| | CITY OF COLUMBUS Ward 9 | 0 | 0 | 0 |
| | CITY OF WATERTOWN Wards 1-2 | 184 | 184 | 0 |
| | CITY OF WATERTOWN Wards 3-4 | 89 | 89 | 0 |
| | CITY OF WATERTOWN Wards 5-7 | 107 | 107 | 0 |
| CITY OF WATERTOWN Ward 8 | 58 | 58 | 0 | |

WEC Canvass Reporting System

Ward by Ward Report

2022 Partisan Primary

| | | Total Votes Cast | DEM | |
|------------------|-------------------------------|------------------|--------------------|------------|
| | | | Maureen McCarville | SCATTERING |
| DODGE | County Totals: | 846 | 846 | 0 |
| JEFFERSON | City of WATERTOWN Wards 9-10 | 80 | 78 | 2 |
| | City of WATERTOWN Wards 11-13 | 83 | 83 | 0 |
| | City of WATERTOWN Wards 14-15 | 70 | 70 | 0 |
| | City of WATERTOWN Wards 16-17 | 85 | 85 | 0 |
| | City of WATERTOWN Wards 18-19 | 133 | 132 | 1 |
| | City of WATERTOWN Wards 20-22 | 119 | 119 | 0 |
| | County Totals: | 570 | 567 | 3 |
| | Office Totals: | 3,723 | 3,719 | 4 |

WEC Canvass Reporting System

Ward by Ward Report

2022 Partisan Primary

REPRESENTATIVE TO THE ASSEMBLY DISTRICT 38 - Democratic

| | | Total Votes Cast | SCATTERING |
|------------------|------------------------------------|---------------------|------------|
| DANE | Town of CHRISTIANA Wards 1-2 | 4 | 4 |
| | Town of DEERFIELD Wards 1-2 | 2 | 2 |
| | Town of MEDINA Wards 1-2 | 11 | 11 |
| | Village of CAMBRIDGE Wards 2-3 | 4 | 4 |
| | Village of DEERFIELD Wards 1-3 | 12 | 12 |
| | Village of MARSHALL Wards 1-5 | 8 | 8 |
| | Village of ROCKDALE Ward 1 | 1 | 1 |
| | County Totals: | 42 | 42 |
| JEFFERSON | Town of AZTALAN Wards 1-3 | 7 | 7 |
| | Town of CONCORD Wards 1,2 | 1 | 1 |
| | Town of FARMINGTON Wards 1-3 | 0 | 0 |
| | Town of IXONIA Wards 1-6 | 13 | 13 |
| | Town of LAKE MILLS Wards 1-3 | 7 | 7 |
| | Town of MILFORD Wards 1-2 | 0 | 0 |
| | Town of WATERLOO Ward 1 | 0 | 0 |
| | Town of WATERTOWN Wards 1-2 | 2 | 2 |
| | VILLAGE OF CAMBRIDGE Ward 1 | 0 | 0 |
| | Village of JOHNSON CREEK Wards 1-4 | 14 | 14 |
| | City of LAKE MILLS Wards 1-8 | 15 | 15 |
| | City of WATERLOO Wards 1-5 | 2 | 2 |
| | County Totals: | 61 | 61 |
| WAUKESHA | City of OCONOMOWOC Wards 1,2,3 | 13 | 13 |
| | City of OCONOMOWOC Wards 4-6 | 11 | 11 |
| | City of OCONOMOWOC Wards 7,8,9 | 6 | 6 |
| | City of OCONOMOWOC Wards 10-12 | 17 | 17 |
| | County Totals: | 47 | 47 |
| | Office Totals: | 150 | 150 |

WEC Canvass Reporting System

Ward by Ward Report

2022 Partisan Primary

REPRESENTATIVE TO THE ASSEMBLY DISTRICT 39 - Democratic

| | | Total Votes Cast | SCATTERING |
|-------------------------------|------------------------------------|---------------------|------------|
| COLUMBIA | Town of COURTLAND Ward 1 | 0 | 0 |
| | Town of FOUNTAIN PRAIRIE Wards 1-2 | 0 | 0 |
| | Town of HAMPDEN Ward 1 | 0 | 0 |
| | Town of OTSEGO Ward 1 | 2 | 2 |
| | Village of DOYLESTOWN Ward 1 | 0 | 0 |
| | Village of FALL RIVER Wards 1-2 | 0 | 0 |
| | County Totals: | 2 | 2 |
| DODGE | Town of BEAVER DAM Wards 1-2,7-12 | 0 | 0 |
| | Town of BEAVER DAM Wards 3-6 | 0 | 0 |
| | Town of BURNETT Wards 1-2 | 0 | 0 |
| | Town of CALAMUS Wards 1-2 | 0 | 0 |
| | Town of HERMAN Wards 1-2 | 0 | 0 |
| | Town of HUBBARD Wards 1-2 | 0 | 0 |
| | Town of HUSTISFORD Wards 1-2 | 2 | 2 |
| | Town of LEROY Wards 1-2 | 0 | 0 |
| | Town of LOMIRA Wards 1-2 | 0 | 0 |
| | Town of LOMIRA Ward 3 | 0 | 0 |
| | Town of LOWELL Ward 1 | 0 | 0 |
| | Town of OAK GROVE Wards 1-2 | 0 | 0 |
| | Town of RUBICON Wards 1-3 | 0 | 0 |
| | Town of THERESA Wards 1,4 | 0 | 0 |
| | Town of THERESA Wards 2-3 | 0 | 0 |
| | Town of WESTFORD Wards 1-3 | 0 | 0 |
| | Town of WESTFORD Ward 4 | 0 | 0 |
| | Town of WILLIAMSTOWN Ward 1 | 0 | 0 |
| | Village of BROWNSVILLE Ward 1 | 1 | 1 |
| | Village of HUSTISFORD Wards 1-2 | 1 | 1 |
| Village of IRON RIDGE Ward 1 | 5 | 5 | |
| Village of KEKOSKEE Wards 1-2 | 0 | 0 | |

WEC Canvass Reporting System

Ward by Ward Report

2022 Partisan Primary

| | Total Votes Cast | SCATTERING |
|---|---------------------|------------|
| DODGE | | |
| Village of LOMIRA Wards 1-3 | 1 | 1 |
| Village of NEOSHO Ward 1 | 0 | 0 |
| Village of THERESA Wards 1-3 | 1 | 1 |
| City of BEAVER DAM Wards 1-2,4,16 | 0 | 0 |
| City of BEAVER DAM Wards 3,5-7 | 4 | 4 |
| City of BEAVER DAM Wards 8,11,19-20,23 | 5 | 5 |
| City of BEAVER DAM Wards 9-10,12-15 | 4 | 4 |
| City of BEAVER DAM Wards 17-18,21-22,24 | 1 | 1 |
| City of BEAVER DAM Ward 25 | 0 | 0 |
| City of BEAVER DAM Ward 26 | 0 | 0 |
| City of HORICON Wards 1-6 | 4 | 4 |
| City of JUNEAU Wards 1-3 | 0 | 0 |
| City of MAYVILLE Wards 1-6 | 1 | 1 |
| County Totals: | 30 | 30 |
| Office Totals: | 32 | 32 |

WEC Canvass Reporting System

Ward by Ward Report

2022 Partisan Primary

REPRESENTATIVE TO THE ASSEMBLY DISTRICT 40 - Democratic

| | | Total Votes Cast | SCATTERING |
|-----------------------------|----------------------------------|---------------------|------------|
| OUTAGAMIE | Town of MAPLE CREEK Ward 1 | 0 | 0 |
| | CITY OF NEW LONDON Wards 10-11 | 2 | 2 |
| | County Totals: | 2 | 2 |
| SHAWANO | CITY OF MARION Ward 4 | 0 | 0 |
| | County Totals: | 0 | 0 |
| WAUPACA | Town of BEAR CREEK Ward 1 | 0 | 0 |
| | Town of CALEDONIA Wards 1-2 | 2 | 2 |
| | Town of DAYTON Wards 1-4 | 8 | 8 |
| | Town of DUPONT Wards 1-2 | 1 | 1 |
| | Town of FARMINGTON Wards 1-6 | 0 | 0 |
| | Town of FREMONT Wards 1-2 | 0 | 0 |
| | Town of HARRISON Ward 1 | 0 | 0 |
| | Town of HELVETIA Wards 1-2 | 0 | 0 |
| | Town of IOLA Wards 1-2 | 3 | 3 |
| | Town of LARRABEE Wards 1,2 | 1 | 1 |
| | Town of LEBANON Wards 1-3 | 0 | 0 |
| | Town of LIND Wards 1-3 | 4 | 4 |
| | Town of LITTLE WOLF Wards 1-3 | 2 | 2 |
| | Town of MUKWA Wards 1-2 | 4 | 4 |
| | Town of MUKWA Wards 3-5 | 6 | 6 |
| | Town of ROYALTON Wards 1-3 | 2 | 2 |
| | Town of SAINT LAWRENCE Wards 1-2 | 0 | 0 |
| | Town of SCANDINAVIA Wards 1-2 | 2 | 2 |
| | Town of UNION Wards 1-2 | 1 | 1 |
| | Town of WAUPACA Wards 1-2 | 2 | 2 |
| | Town of WEYAUWEGA Ward 1 | 1 | 1 |
| Town of WYOMING Ward 1 | 0 | 0 | |
| Village of BIG FALLS Ward 1 | 0 | 0 | |
| Village of FREMONT Ward 1 | 1 | 1 | |

WEC Canvass Reporting System

Ward by Ward Report

2022 Partisan Primary

| | | Total Votes Cast | SCATTERING |
|-----------------------------|--|---------------------|------------|
| WAUPACA | Village of FREMONT Ward 2 | 0 | 0 |
| | Village of IOLA Wards 1-2 | 3 | 3 |
| | Village of OGDENSBURG Ward 1 | 0 | 0 |
| | Village of SCANDINAVIA Ward 1 | 2 | 2 |
| | City of CLINTONVILLE Wards 1-8 | 5 | 5 |
| | City of MANAWA Wards 1-3 | 1 | 1 |
| | City of MARION Wards 1-3 | 0 | 0 |
| | City of NEW LONDON Wards 1-2 | 1 | 1 |
| | City of NEW LONDON Wards 3,5 | 2 | 2 |
| | City of NEW LONDON Wards 4,8-9 | 4 | 4 |
| | City of NEW LONDON Wards 6-7 | 2 | 2 |
| | City of WAUPACA Wards 1,2,3,4,5,6,7,8,9,10 | 22 | 22 |
| City of WEYAUWEGA Wards 1-4 | 4 | 4 | |
| County Totals: | 86 | 86 | |
| WAUSHARA | Town of BLOOMFIELD Wards 1-2 | 1 | 1 |
| | Town of LEON Wards 1-4 | 1 | 1 |
| | Town of POY SIPPI Ward 1 | 0 | 0 |
| | Town of SAXEVILLE Ward 1 | 2 | 2 |
| | Town of SPRINGWATER Wards 1-2 | 2 | 2 |
| | Town of WARREN Wards 1-2 | 0 | 0 |
| | County Totals: | 6 | 6 |
| Office Totals: | 94 | 94 | |

WEC Canvass Reporting System

Ward by Ward Report

2022 Partisan Primary

REPRESENTATIVE TO THE ASSEMBLY DISTRICT 41 - Democratic

| | | Total Votes Cast | DEM | |
|-----------------------------|-------------------------------------|------------------|---------------------------------------|------------|
| | | | William Fletcher (write-in candidate) | SCATTERING |
| ADAMS | Town of ADAMS Wards 1-3 | 5 | 3 | 2 |
| | Town of DELL PRAIRIE Wards 1,2 | 10 | 3 | 7 |
| | Town of EASTON Ward 1 | 11 | 0 | 11 |
| | Town of JACKSON Wards 1-2 | 7 | 2 | 5 |
| | Town of LINCOLN Ward 1 | 3 | 0 | 3 |
| | Town of NEW CHESTER Wards 1-3 | 7 | 0 | 7 |
| | Town of NEW HAVEN Ward 1 | 2 | 0 | 2 |
| | Town of QUINCY Wards 1,2 | 15 | 6 | 9 |
| | Town of SPRINGVILLE Wards 1-2 | 7 | 5 | 2 |
| | Village of FRIENDSHIP Ward 1 | 2 | 0 | 2 |
| | City of ADAMS Wards 1-5 | 8 | 1 | 7 |
| | CITY OF WISCONSIN DELLS Wards 5,9 | 0 | 0 | 0 |
| County Totals: | 77 | 20 | 57 | |
| COLUMBIA | Town of LEWISTON Wards 1-3 | 0 | 0 | 0 |
| | Town of NEWPORT Ward 1 | 0 | 0 | 0 |
| | City of PORTAGE Wards 1-3 | 1 | 1 | 0 |
| | City of PORTAGE Wards 4-6 | 3 | 3 | 0 |
| | City of PORTAGE Wards 7-10 | 0 | 0 | 0 |
| | City of WISCONSIN DELLS Wards 1-3,6 | 0 | 0 | 0 |
| County Totals: | 4 | 4 | 0 | |
| GREEN LAKE | Town of BERLIN Wards 1-3 | 8 | 8 | 0 |
| | Town of BROOKLYN Wards 1-3 | 35 | 31 | 4 |
| | Town of PRINCETON Wards 1,2,3 | 7 | 6 | 1 |
| | Town of ST. MARIE Ward 1 | 0 | 0 | 0 |
| | Town of SENECA Ward 1 | 0 | 0 | 0 |
| | City of BERLIN Wards 1-6 | 9 | 8 | 1 |
| | City of GREEN LAKE Wards 1,2,3 | 17 | 16 | 1 |
| City of PRINCETON Wards 1-4 | 4 | 4 | 0 | |

WEC Canvass Reporting System

Ward by Ward Report

2022 Partisan Primary

| | | Total Votes Cast | DEM | |
|-------------------|-----------------------------------|------------------|---------------------------------------|------------|
| | | | William Fletcher (write-in candidate) | SCATTERING |
| GREEN LAKE | County Totals: | 80 | 73 | 7 |
| JUNEAU | CITY OF WISCONSIN DELLS Ward 7 | 0 | 0 | 0 |
| | County Totals: | 0 | 0 | 0 |
| MARQUETTE | Town of CRYSTAL LAKE Ward 1 | 3 | 2 | 1 |
| | Town of DOUGLAS Ward 1 | 6 | 3 | 3 |
| | Town of HARRIS Ward 1 | 4 | 4 | 0 |
| | Town of MECAN Ward 1 | 4 | 2 | 2 |
| | Town of NESHKORO Wards 1-2 | 0 | 0 | 0 |
| | Town of NEWTON Wards 1-2 | 1 | 1 | 0 |
| | Town of OXFORD Wards 1-2 | 2 | 0 | 2 |
| | Town of PACKWAUKEE Wards 1-3 | 9 | 7 | 2 |
| | Town of SHIELDS Wards 1-2 | 0 | 0 | 0 |
| | Town of SPRINGFIELD Ward 1 | 12 | 11 | 1 |
| | Town of WESTFIELD Wards 1-2 | 6 | 3 | 3 |
| | Village of ENDEAVOR Ward 1 | 0 | 0 | 0 |
| | Village of NESHKORO Ward 1 | 3 | 3 | 0 |
| | Village of OXFORD Ward 1 | 1 | 1 | 0 |
| | Village of WESTFIELD Wards 1-3 | 8 | 8 | 0 |
| | County Totals: | 59 | 45 | 14 |
| SAUK | Town of DELTON Wards 1-4 | 1 | 1 | 0 |
| | Village of LAKE DELTON Wards 1-6 | 0 | 0 | 0 |
| | CITY OF WISCONSIN DELLS Wards 4,8 | 0 | 0 | 0 |
| | County Totals: | 1 | 1 | 0 |
| WAUSHARA | Town of AURORA Wards 1-2 | 2 | 1 | 1 |
| | CITY OF BERLIN Ward 7 | 0 | 0 | 0 |
| | County Totals: | 2 | 1 | 1 |
| | Office Totals: | 223 | 144 | 79 |

WEC Canvass Reporting System

Ward by Ward Report

2022 Partisan Primary

REPRESENTATIVE TO THE ASSEMBLY DISTRICT 42 - Democratic

| | | Total Votes Cast | DEM | |
|------------------------------|----------------------------------|-----------------------|------------------|------------|
| | | | Theresa Valencia | SCATTERING |
| COLUMBIA | Town of ARLINGTON Ward 1 | 54 | 54 | 0 |
| | Town of DEKORRA Wards 1-4 | 202 | 201 | 1 |
| | Town of FORT WINNEBAGO Ward 1 | 45 | 45 | 0 |
| | Town of LEEDS Ward 1 | 58 | 58 | 0 |
| | Town of LODI Wards 1-5 | 251 | 251 | 0 |
| | Town of LOWVILLE Wards 1-2 | 60 | 60 | 0 |
| | Town of MARCELLON Wards 1-2 | 53 | 53 | 0 |
| | Town of PACIFIC Wards 1-4 | 212 | 212 | 0 |
| | Town of RANDOLPH Ward 1 | 13 | 13 | 0 |
| | Town of SCOTT Wards 1-2 | 33 | 33 | 0 |
| | Town of SPRINGVALE Ward 1 | 33 | 33 | 0 |
| | Town of WYOCENA Wards 1-3 | 121 | 121 | 0 |
| | Village of ARLINGTON Ward 1 | 49 | 49 | 0 |
| | Village of CAMBRIA Ward 1 | 39 | 39 | 0 |
| | Village of FRIESLAND Ward 1 | 8 | 8 | 0 |
| | Village of PARDEEVILLE Wards 1-3 | 81 | 81 | 0 |
| | Village of POYNETTE Wards 1-4 | 186 | 185 | 1 |
| | VILLAGE OF RANDOLPH Ward 3 | 12 | 12 | 0 |
| | Village of RIO Wards 1-2 | 65 | 65 | 0 |
| | Village of WYOCENA Ward 1 | 34 | 34 | 0 |
| City of LODI Wards 1,2,3,4,5 | 310 | 310 | 0 | |
| | County Totals: | 1,919 | 1,917 | 2 |
| DODGE | Town of CHESTER Wards 1-2 | 18 | 18 | 0 |
| | Town of FOX LAKE Wards 1-4 | 40 | 40 | 0 |
| | Town of TRENTON Wards 1-3 | 41 | 41 | 0 |
| | Village of RANDOLPH Wards 1-2 | 36 | 36 | 0 |
| | City of FOX LAKE Wards 1-3 | 54 | 54 | 0 |
| | | County Totals: | 189 | 189 |

WEC Canvass Reporting System

Ward by Ward Report

2022 Partisan Primary

| | | Total Votes Cast | DEM | |
|-----------------------|------------------------------|------------------|------------------|------------|
| | | | Theresa Valencia | SCATTERING |
| FOND DU LAC | Town of ALTO Wards 1-2 | 17 | 17 | 0 |
| | Town of METOMEN Wards 1-2 | 18 | 18 | 0 |
| | Town of RIPON Wards 1-2 | 63 | 63 | 0 |
| | Village of BRANDON Ward 1 | 34 | 34 | 0 |
| | Village of FAIRWATER Ward 1 | 20 | 19 | 1 |
| | City of RIPON Wards 1-3 | 92 | 92 | 0 |
| | City of RIPON Wards 4-6 | 65 | 65 | 0 |
| | City of RIPON Wards 7,8 | 79 | 77 | 2 |
| | City of RIPON Wards 9-11 | 89 | 89 | 0 |
| County Totals: | 477 | 474 | 3 | |
| GREEN LAKE | Town of GREEN LAKE Wards 1-2 | 37 | 37 | 0 |
| | Town of KINGSTON Wards 1-2 | 8 | 8 | 0 |
| | Town of MACKFORD Ward 1 | 8 | 8 | 0 |
| | Town of MANCHESTER Ward 1 | 8 | 8 | 0 |
| | Town of MARQUETTE Ward 1 | 10 | 10 | 0 |
| | Village of KINGSTON Ward 1 | 16 | 16 | 0 |
| | Village of MARQUETTE Ward 1 | 11 | 11 | 0 |
| | City of MARKESAN Wards 1-3 | 37 | 37 | 0 |
| County Totals: | 135 | 135 | 0 | |
| MARQUETTE | Town of BUFFALO Wards 1-3 | 56 | 56 | 0 |
| | Town of MONTELLO Wards 1-4 | 59 | 59 | 0 |
| | Town of MOUNDVILLE Wards 1-2 | 20 | 20 | 0 |
| | City of MONTELLO Wards 1-4 | 79 | 78 | 1 |
| | County Totals: | 214 | 213 | 1 |
| Office Totals: | 2,934 | 2,928 | 6 | |

WEC Canvass Reporting System

Ward by Ward Report

2022 Partisan Primary

REPRESENTATIVE TO THE ASSEMBLY DISTRICT 43 - Democratic

| | | Total Votes Cast | DEM | DEM | |
|---------------------------|------------------------------------|------------------|----------------|---------------|------------|
| | | | Jenna Jacobson | Matt McIntyre | SCATTERING |
| DANE | Town of ALBION Wards 1-3 | 186 | 117 | 69 | 0 |
| | Town of DUNKIRK Wards 1-6 | 242 | 202 | 40 | 0 |
| | Town of DUNN Wards 1-7 | 704 | 580 | 123 | 1 |
| | Town of PLEASANT SPRINGS Wards 1-4 | 423 | 369 | 54 | 0 |
| | Town of RUTLAND Wards 1-2 | 276 | 235 | 41 | 0 |
| | Village of BROOKLYN Wards 1,3 | 82 | 72 | 10 | 0 |
| | Village of OREGON Wards 1,5-6,11 | 495 | 436 | 58 | 1 |
| | Village of OREGON Wards 2-4,12 | 493 | 421 | 72 | 0 |
| | Village of OREGON Wards 7-10,13-14 | 614 | 565 | 48 | 1 |
| | CITY OF EDGERTON Ward 7 | 6 | 4 | 2 | 0 |
| | City of STOUGHTON Wards 1-2 | 451 | 398 | 53 | 0 |
| | City of STOUGHTON Wards 3,4 | 432 | 373 | 59 | 0 |
| | City of STOUGHTON Wards 5-6 | 441 | 384 | 57 | 0 |
| | City of STOUGHTON Wards 7,8 | 453 | 378 | 75 | 0 |
| County Totals: | 5,298 | 4,534 | 761 | 3 | |
| GREEN | VILLAGE OF BROOKLYN Ward 2 | 36 | 32 | 4 | 0 |
| | County Totals: | 36 | 32 | 4 | 0 |
| ROCK | Town of CENTER Wards 1-2 | 78 | 59 | 19 | 0 |
| | Town of FULTON Wards 1-6 | 334 | 240 | 94 | 0 |
| | Town of JANESVILLE Wards 1,6 | 66 | 56 | 10 | 0 |
| | Town of JANESVILLE Wards 2-5,7-10 | 307 | 242 | 63 | 2 |
| | Town of PLYMOUTH Wards 1,3 | 59 | 45 | 14 | 0 |
| | Town of PORTER Ward 1 | 123 | 96 | 27 | 0 |
| | Town of ROCK Wards 1-5,8 | 175 | 135 | 40 | 0 |
| | Town of ROCK Wards 6-7 | 22 | 19 | 3 | 0 |
| | Village of FOOTVILLE Ward 1 | 82 | 61 | 21 | 0 |
| | City of EDGERTON Wards 1-6 | 691 | 496 | 195 | 0 |
| City of JANESVILLE Ward 7 | 0 | 0 | 0 | 0 | |

WEC Canvass Reporting System

Ward by Ward Report

2022 Partisan Primary

ROCK

City of JANESVILLE Ward 36

| Total Votes Cast | DEM | DEM | |
|-----------------------|----------------|---------------|--------------|
| | Jenna Jacobson | Matt McIntyre | SCATTERING |
| | 0 | 0 | 0 |
| County Totals: | 1,937 | 1,449 | 486 |
| Office Totals: | 7,271 | 6,015 | 1,251 |

WEC Canvass Reporting System

Ward by Ward Report

2022 Partisan Primary

REPRESENTATIVE TO THE ASSEMBLY DISTRICT 44 - Democratic

| | | Total Votes Cast | DEM | | |
|------|----------------------------|------------------|--------------|--------------|----------|
| | | | Sue Conley | SCATTERING | |
| ROCK | City of JANESVILLE Ward 1 | 260 | 260 | 0 | |
| | City of JANESVILLE Ward 2 | 226 | 226 | 0 | |
| | City of JANESVILLE Ward 3 | 201 | 201 | 0 | |
| | City of JANESVILLE Ward 4 | 113 | 113 | 0 | |
| | City of JANESVILLE Ward 5 | 135 | 135 | 0 | |
| | City of JANESVILLE Ward 6 | 264 | 264 | 0 | |
| | City of JANESVILLE Ward 8 | 281 | 281 | 0 | |
| | City of JANESVILLE Ward 9 | 158 | 158 | 0 | |
| | City of JANESVILLE Ward 10 | 201 | 200 | 1 | |
| | City of JANESVILLE Ward 11 | 186 | 186 | 0 | |
| | City of JANESVILLE Ward 12 | 0 | 0 | 0 | |
| | City of JANESVILLE Ward 14 | 177 | 177 | 0 | |
| | City of JANESVILLE Ward 15 | 374 | 374 | 0 | |
| | City of JANESVILLE Ward 16 | 271 | 271 | 0 | |
| | City of JANESVILLE Ward 18 | 106 | 106 | 0 | |
| | City of JANESVILLE Ward 19 | 212 | 212 | 0 | |
| | City of JANESVILLE Ward 20 | 40 | 40 | 0 | |
| | City of JANESVILLE Ward 22 | 229 | 229 | 0 | |
| | City of JANESVILLE Ward 24 | 93 | 93 | 0 | |
| | City of JANESVILLE Ward 26 | 279 | 279 | 0 | |
| | City of JANESVILLE Ward 27 | 240 | 240 | 0 | |
| | City of JANESVILLE Ward 28 | 163 | 163 | 0 | |
| | City of JANESVILLE Ward 30 | 293 | 292 | 1 | |
| | City of JANESVILLE Ward 31 | 156 | 156 | 0 | |
| | City of JANESVILLE Ward 33 | 197 | 197 | 0 | |
| | City of JANESVILLE Ward 34 | 217 | 217 | 0 | |
| | County Totals: | | 5,072 | 5,070 | 2 |
| | Office Totals: | | 5,072 | 5,070 | 2 |

WEC Canvass Reporting System

Ward by Ward Report

2022 Partisan Primary

REPRESENTATIVE TO THE ASSEMBLY DISTRICT 45 - Democratic

| | | Total Votes Cast | DEM | DEM | SCATTERING |
|-----------------------|----------------------------------|------------------|------------------|---------------|------------|
| | | | Clinton Anderson | Ben Dorscheid | |
| GREEN | Town of ADAMS Ward 1 | 42 | 23 | 19 | 0 |
| | Town of ALBANY Wards 1-2 | 98 | 49 | 49 | 0 |
| | Town of BROOKLYN Wards 1-3 | 128 | 63 | 65 | 0 |
| | Town of DECATUR Wards 1-4 | 109 | 64 | 45 | 0 |
| | Town of EXETER Wards 1,2,3 | 235 | 88 | 145 | 2 |
| | Town of MOUNT PLEASANT Wards 1-3 | 62 | 33 | 29 | 0 |
| | Town of SPRING GROVE Ward 1 | 38 | 24 | 14 | 0 |
| | Town of WASHINGTON Ward 1 | 76 | 48 | 28 | 0 |
| | Village of ALBANY Wards 1-2 | 77 | 52 | 24 | 1 |
| | Village of MONTICELLO Wards 1-2 | 127 | 51 | 75 | 1 |
| | City of BRODHEAD Wards 1-6 | 190 | 127 | 62 | 1 |
| County Totals: | | 1,182 | 622 | 555 | 5 |
| ROCK | Town of AVON Ward 1 | 46 | 27 | 19 | 0 |
| | Town of BELOIT Wards 1-3 | 109 | 78 | 31 | 0 |
| | Town of BELOIT Wards 6-7 | 36 | 29 | 7 | 0 |
| | Town of MAGNOLIA Ward 1 | 51 | 29 | 22 | 0 |
| | Town of NEWARK Wards 1,2 | 85 | 54 | 30 | 1 |
| | Town of PLYMOUTH Ward 2 | 16 | 11 | 5 | 0 |
| | Town of SPRING VALLEY Ward 1 | 49 | 25 | 24 | 0 |
| | Town of UNION Wards 1-3 | 185 | 108 | 77 | 0 |
| | Village of ORFORDVILLE Wards 1-2 | 87 | 52 | 35 | 0 |
| | City of BELOIT Ward 1 | 47 | 39 | 8 | 0 |
| | City of BELOIT Ward 2 | 94 | 73 | 21 | 0 |
| | City of BELOIT Ward 3 | 67 | 43 | 24 | 0 |
| | City of BELOIT Ward 4 | 79 | 64 | 15 | 0 |
| | City of BELOIT Ward 5 | 50 | 34 | 16 | 0 |
| | City of BELOIT Ward 6 | 54 | 39 | 14 | 1 |
| City of BELOIT Ward 7 | 58 | 43 | 15 | 0 | |
| City of BELOIT Ward 8 | 37 | 28 | 9 | 0 | |

WEC Canvass Reporting System

Ward by Ward Report

2022 Partisan Primary

| | Total Votes Cast | DEM | DEM | SCATTERING |
|--|------------------|------------------|---------------|------------|
| | | Clinton Anderson | Ben Dorscheid | |
| ROCK City of BELOIT Ward 9 | 36 | 31 | 5 | 0 |
| City of BELOIT Ward 10 | 112 | 80 | 32 | 0 |
| City of BELOIT Ward 11 | 37 | 30 | 7 | 0 |
| City of BELOIT Ward 12 | 57 | 39 | 18 | 0 |
| City of BELOIT Ward 13 | 179 | 145 | 34 | 0 |
| City of BELOIT Ward 14 | 64 | 50 | 14 | 0 |
| City of BELOIT Ward 15 | 48 | 41 | 6 | 1 |
| City of BELOIT Ward 16 | 55 | 41 | 14 | 0 |
| City of BELOIT Ward 17 | 33 | 27 | 6 | 0 |
| City of BELOIT Ward 21 | 84 | 67 | 17 | 0 |
| City of BELOIT Ward 24 | 0 | 0 | 0 | 0 |
| City of BELOIT Ward 26 | 0 | 0 | 0 | 0 |
| City of BELOIT Ward 27 | 26 | 23 | 3 | 0 |
| City of BELOIT Ward 28 | 47 | 35 | 12 | 0 |
| City of BELOIT Ward 30 | 0 | 0 | 0 | 0 |
| City of BELOIT Ward 31 | 0 | 0 | 0 | 0 |
| CITY OF BRODHEAD Wards 7-8 | 10 | 7 | 3 | 0 |
| City of EVANSVILLE Wards 1,2,3,4,5,6,7,8 | 648 | 417 | 231 | 0 |
| County Totals: | 2,586 | 1,809 | 774 | 3 |
| Office Totals: | 3,768 | 2,431 | 1,329 | 8 |

WEC Canvass Reporting System

Ward by Ward Report

2022 Partisan Primary

REPRESENTATIVE TO THE ASSEMBLY DISTRICT 46 - Democratic

| | | DEM | DEM | DEM | DEM | DEM | | |
|-------------|---|------------------|---------------|--------------------|---------------------|----------------|------------|---|
| | | Andrew Hysell | Syed Abbas | Analiase Eicher | Melissa Ratcliff | Mike Jacobs | SCATTERING | |
| | | Total Votes Cast | | | | | | |
| DANE | Town of BURKE Wards 1-4,7 | 391 | 98 | 109 | 53 | 89 | 42 | 0 |
| | Town of COTTAGE GROVE Wards 1-6 | 579 | 119 | 67 | 45 | 311 | 37 | 0 |
| | Town of SUN PRAIRIE Wards 1-3 | 287 | 44 | 63 | 35 | 112 | 33 | 0 |
| | Village of COTTAGE GROVE Wards 1,2,3,4,5,6,7,8,9 | 1,069 | 145 | 161 | 84 | 628 | 50 | 1 |
| | City of MADISON Ward 7 | 556 | 91 | 210 | 61 | 168 | 26 | 0 |
| | City of MADISON Ward 22 | 291 | 43 | 128 | 35 | 63 | 22 | 0 |
| | City of MADISON Ward 23 | 355 | 76 | 120 | 58 | 81 | 19 | 1 |
| | City of MADISON Ward 123 | 16 | 6 | 6 | 0 | 4 | 0 | 0 |
| | City of MADISON Ward 124 | 25 | 2 | 9 | 6 | 7 | 1 | 0 |
| | City of MADISON Ward 143 | 0 | 0 | 0 | 0 | 0 | 0 | 0 |
| | City of SUN PRAIRIE Ward 1 | 323 | 63 | 67 | 45 | 112 | 36 | 0 |
| | City of SUN PRAIRIE Ward 2 | 191 | 31 | 37 | 11 | 89 | 22 | 1 |
| | City of SUN PRAIRIE Ward 3 | 204 | 32 | 28 | 22 | 91 | 31 | 0 |
| | City of SUN PRAIRIE Ward 4 | 143 | 24 | 35 | 26 | 42 | 16 | 0 |
| | City of SUN PRAIRIE Ward 5 | 185 | 33 | 27 | 51 | 52 | 22 | 0 |
| | City of SUN PRAIRIE Ward 6 | 120 | 26 | 21 | 26 | 35 | 12 | 0 |
| | City of SUN PRAIRIE Ward 7 | 160 | 36 | 20 | 28 | 57 | 18 | 1 |
| | City of SUN PRAIRIE Ward 8 | 239 | 36 | 31 | 59 | 84 | 29 | 0 |
| | City of SUN PRAIRIE Ward 9 | 242 | 33 | 57 | 42 | 73 | 37 | 0 |
| | City of SUN PRAIRIE Ward 10 | 42 | 7 | 15 | 8 | 11 | 1 | 0 |
| | City of SUN PRAIRIE Ward 11 | 177 | 31 | 39 | 26 | 63 | 18 | 0 |
| | City of SUN PRAIRIE Ward 12 | 214 | 30 | 36 | 25 | 88 | 35 | 0 |
| | City of SUN PRAIRIE Ward 13 | 308 | 46 | 74 | 39 | 107 | 42 | 0 |
| | City of SUN PRAIRIE Ward 14 | 33 | 7 | 7 | 8 | 11 | 0 | 0 |
| | City of SUN PRAIRIE Ward 15 | 130 | 21 | 38 | 23 | 27 | 20 | 1 |
| | City of SUN PRAIRIE Ward 16 | 201 | 43 | 40 | 33 | 64 | 21 | 0 |
| | City of SUN PRAIRIE Ward 17 | 145 | 33 | 18 | 24 | 33 | 37 | 0 |
| | City of SUN PRAIRIE Ward 18 | 144 | 40 | 26 | 14 | 51 | 13 | 0 |

WEC Canvass Reporting System

Ward by Ward Report

2022 Partisan Primary

| | | DEM | DEM | DEM | DEM | DEM | | |
|-------------|-----------------------------|------------------|---------------|---------------------|---------------------|----------------|------------|----------|
| | | Andrew Hysell | Syed Abbas | Analiiese Eicher | Melissa Ratcliff | Mike Jacobs | SCATTERING | |
| | | Total Votes | Casi | | | | | |
| DANE | City of SUN PRAIRIE Ward 19 | 214 | 50 | 60 | 26 | 60 | 18 | 0 |
| | City of SUN PRAIRIE Ward 20 | 162 | 45 | 36 | 17 | 47 | 17 | 0 |
| | City of SUN PRAIRIE Ward 21 | 163 | 30 | 57 | 26 | 29 | 20 | 1 |
| | City of SUN PRAIRIE Ward 22 | 251 | 26 | 52 | 38 | 99 | 36 | 0 |
| | City of SUN PRAIRIE Ward 23 | 311 | 55 | 63 | 64 | 88 | 41 | 0 |
| | City of SUN PRAIRIE Ward 24 | 78 | 10 | 23 | 20 | 17 | 8 | 0 |
| | City of SUN PRAIRIE Ward 25 | 226 | 30 | 44 | 36 | 78 | 37 | 1 |
| | City of SUN PRAIRIE Ward 26 | 262 | 50 | 49 | 31 | 91 | 41 | 0 |
| | City of SUN PRAIRIE Ward 27 | 156 | 33 | 22 | 33 | 50 | 18 | 0 |
| | County Totals: | 8,593 | 1,525 | 1,895 | 1,178 | 3,112 | 876 | 7 |
| | Office Totals: | 8,593 | 1,525 | 1,895 | 1,178 | 3,112 | 876 | 7 |

WEC Canvass Reporting System

Ward by Ward Report

2022 Partisan Primary

REPRESENTATIVE TO THE ASSEMBLY DISTRICT 47 - Democratic

| | | Total Votes Cast | DEM | |
|-------------|---|------------------|----------------|------------|
| | | | Jimmy Anderson | SCATTERING |
| DANE | Town of BLOOMING GROVE Wards 1-7 | 214 | 214 | 0 |
| | Town of MADISON Wards 1-10 | 516 | 512 | 4 |
| | Village of MCFARLAND Wards 1,2,3,4,5,6,7,8,9,10 | 1,462 | 1,461 | 1 |
| | City of FITCHBURG Wards 1-5 | 752 | 749 | 3 |
| | City of FITCHBURG Wards 6-10 | 1,216 | 1,213 | 3 |
| | City of FITCHBURG Wards 11-13 | 744 | 741 | 3 |
| | City of FITCHBURG Wards 17-19 | 713 | 710 | 3 |
| | City of MADISON Ward 1 | 340 | 339 | 1 |
| | City of MADISON Ward 2 | 163 | 162 | 1 |
| | City of MADISON Ward 3 | 273 | 272 | 1 |
| | City of MADISON Ward 4 | 419 | 419 | 0 |
| | City of MADISON Ward 14 | 471 | 471 | 0 |
| | City of MADISON Ward 121 | 2 | 2 | 0 |
| | City of MADISON Ward 122 | 3 | 3 | 0 |
| | City of MADISON Ward 130 | 0 | 0 | 0 |
| | City of MADISON Ward 132 | 0 | 0 | 0 |
| | City of MADISON Ward 133 | 0 | 0 | 0 |
| | City of MONONA Wards 1-5 | 938 | 937 | 1 |
| | City of MONONA Wards 6-10 | 854 | 854 | 0 |
| | County Totals: | 9,080 | 9,059 | 21 |
| | Office Totals: | 9,080 | 9,059 | 21 |

WEC Canvass Reporting System

Ward by Ward Report

2022 Partisan Primary

REPRESENTATIVE TO THE ASSEMBLY DISTRICT 48 - Democratic

| | | Total Votes Cast | DEM | |
|-------------|----------------------------------|------------------|---------------|------------|
| | | | Samba Baldeh | SCATTERING |
| DANE | Village of MAPLE BLUFF Wards 1-2 | 299 | 298 | 1 |
| | City of MADISON Ward 5 | 326 | 325 | 1 |
| | City of MADISON Ward 6 | 566 | 566 | 0 |
| | City of MADISON Ward 8 | 556 | 555 | 1 |
| | City of MADISON Ward 9 | 273 | 273 | 0 |
| | City of MADISON Ward 10 | 463 | 462 | 1 |
| | City of MADISON Ward 11 | 552 | 549 | 3 |
| | City of MADISON Ward 12 | 301 | 301 | 0 |
| | City of MADISON Ward 13 | 154 | 154 | 0 |
| | City of MADISON Ward 15 | 642 | 640 | 2 |
| | City of MADISON Ward 16 | 313 | 310 | 3 |
| | City of MADISON Ward 17 | 725 | 723 | 2 |
| | City of MADISON Ward 18 | 609 | 605 | 4 |
| | City of MADISON Ward 19 | 987 | 982 | 5 |
| | City of MADISON Ward 20 | 427 | 427 | 0 |
| | City of MADISON Ward 21 | 126 | 126 | 0 |
| | City of MADISON Ward 24 | 242 | 241 | 1 |
| | City of MADISON Ward 25 | 433 | 433 | 0 |
| | City of MADISON Ward 26 | 69 | 68 | 1 |
| | City of MADISON Ward 27 | 153 | 152 | 1 |
| | City of MADISON Ward 31 | 261 | 260 | 1 |
| | City of MADISON Ward 32 | 599 | 596 | 3 |
| | City of MADISON Ward 33 | 213 | 213 | 0 |
| | City of MADISON Ward 34 | 417 | 415 | 2 |
| | City of MADISON Ward 35 | 600 | 599 | 1 |
| | City of MADISON Ward 36 | 275 | 273 | 2 |
| | City of MADISON Ward 37 | 451 | 451 | 0 |
| | City of MADISON Ward 38 | 222 | 220 | 2 |
| | County Totals: | 11,254 | 11,217 | 37 |

WEC Canvass Reporting System

Ward by Ward Report

2022 Partisan Primary

| | | DEM | |
|----------------|--------|-----------------|------------|
| | | Samba Baldeh | SCATTERING |
| Office Totals: | 11,254 | 11,217 | 37 |

WEC Canvass Reporting System

Ward by Ward Report

2022 Partisan Primary

REPRESENTATIVE TO THE ASSEMBLY DISTRICT 49 - Democratic

| | | Total Votes Cast | DEM | |
|--------------|-----------------------------------|------------------|---------------|------------|
| | | | Lynne Parrott | SCATTERING |
| GRANT | Town of BEETOWN Wards 1-2 | 18 | 18 | 0 |
| | Town of BLOOMINGTON Ward 1 | 7 | 7 | 0 |
| | Town of BOSCOBEL Wards 1-3 | 14 | 14 | 0 |
| | Town of CASSVILLE Wards 1-2 | 11 | 11 | 0 |
| | Town of CASTLE ROCK Ward 1 | 15 | 15 | 0 |
| | Town of CLIFTON Ward 1 | 19 | 19 | 0 |
| | Town of ELLENBORO Ward 1 | 22 | 22 | 0 |
| | Town of FENNIMORE Wards 1-2 | 14 | 14 | 0 |
| | Town of GLEN HAVEN Ward 1 | 5 | 5 | 0 |
| | Town of HARRISON Ward 1 | 30 | 30 | 0 |
| | Town of HAZEL GREEN Wards 1-2 | 112 | 111 | 1 |
| | Town of HICKORY GROVE Ward 1 | 16 | 16 | 0 |
| | Town of JAMESTOWN Wards 1-3 | 80 | 80 | 0 |
| | Town of LIBERTY Ward 1 | 7 | 7 | 0 |
| | Town of LIMA Ward 1 | 44 | 44 | 0 |
| | Town of LITTLE GRANT Ward 1 | 7 | 7 | 0 |
| | Town of MARION Ward 1 | 16 | 16 | 0 |
| | Town of MILLVILLE Ward 1 | 7 | 7 | 0 |
| | Town of MOUNT HOPE Ward 1 | 6 | 6 | 0 |
| | Town of MOUNT IDA Ward 1 | 23 | 23 | 0 |
| | Town of MUSCODA Ward 1 | 16 | 16 | 0 |
| | Town of NORTH LANCASTER Ward 1 | 13 | 13 | 0 |
| | Town of PARIS Wards 1-2 | 24 | 24 | 0 |
| | Town of PATCH GROVE Ward 1 | 10 | 10 | 0 |
| | Town of PLATTEVILLE Wards 1,2 | 96 | 96 | 0 |
| | Town of POTOSI Wards 1-2 | 30 | 30 | 0 |
| | Town of SMELSER Wards 1-2 | 50 | 49 | 1 |
| | Town of SOUTH LANCASTER Wards 1,2 | 30 | 30 | 0 |
| | Town of WATERLOO Ward 1 | 24 | 24 | 0 |

WEC Canvass Reporting System

Ward by Ward Report

2022 Partisan Primary

| | | Total Votes Cast | DEM | |
|-------------------------------|----------------------------------|------------------|---------------|------------|
| | | | Lynne Parrott | SCATTERING |
| GRANT | Town of WATTERSTOWN Wards 1-2 | 14 | 14 | 0 |
| | Town of WINGVILLE Ward 1 | 9 | 9 | 0 |
| | Town of WOODMAN Ward 1 | 10 | 10 | 0 |
| | Town of WYALUSING Ward 1 | 28 | 28 | 0 |
| | Village of BAGLEY Ward 1 | 17 | 17 | 0 |
| | Village of BLOOMINGTON Ward 1 | 23 | 23 | 0 |
| | Village of BLUE RIVER Ward 1 | 21 | 21 | 0 |
| | Village of CASSVILLE Wards 1-2 | 45 | 45 | 0 |
| | Village of DICKEYVILLE Wards 1-2 | 37 | 37 | 0 |
| | Village of HAZEL GREEN Wards 1-2 | 48 | 48 | 0 |
| | Village of LIVINGSTON Ward 1 | 35 | 35 | 0 |
| | Village of MONTFORT Ward 1 | 35 | 34 | 1 |
| | Village of MOUNT HOPE Ward 1 | 3 | 3 | 0 |
| | Village of MUSCODA Wards 1-2 | 53 | 53 | 0 |
| | Village of PATCH GROVE Ward 1 | 13 | 13 | 0 |
| | Village of POTOSI Ward 1 | 20 | 20 | 0 |
| | Village of TENNYSON Ward 1 | 9 | 9 | 0 |
| | Village of WOODMAN Ward 1 | 5 | 5 | 0 |
| | City of BOSCOBEL Wards 1-8 | 132 | 132 | 0 |
| | City of CUBA CITY Wards 1-4 | 109 | 109 | 0 |
| | City of FENNIMORE Wards 1-4 | 125 | 125 | 0 |
| | City of LANCASTER Wards 1-6 | 222 | 222 | 0 |
| City of PLATTEVILLE Wards 1-2 | 244 | 244 | 0 | |
| City of PLATTEVILLE Wards 3-4 | 205 | 205 | 0 | |
| City of PLATTEVILLE Wards 5-6 | 61 | 61 | 0 | |
| City of PLATTEVILLE Wards 7-9 | 135 | 135 | 0 | |
| County Totals: | | 2,424 | 2,421 | 3 |
| IOWA | VILLAGE OF LIVINGSTON Ward 2 | 0 | 0 | 0 |
| | VILLAGE OF MONTFORT Ward 2 | 9 | 9 | 0 |
| | VILLAGE OF MUSCODA Ward 3 | 0 | 0 | 0 |

WEC Canvass Reporting System

Ward by Ward Report

2022 Partisan Primary

| | | Total Votes Cast | DEM | |
|------------------|-------------------------------|------------------|---------------|------------|
| | | | Lynne Parrott | SCATTERING |
| IOWA | County Totals: | 9 | 9 | 0 |
| LAFAYETTE | Town of BENTON Wards 1-2 | 21 | 21 | 0 |
| | Village of BENTON Ward 1 | 91 | 91 | 0 |
| | VILLAGE OF HAZEL GREEN Ward 3 | 2 | 2 | 0 |
| | CITY OF CUBA CITY Ward 5 | 21 | 21 | 0 |
| | County Totals: | 135 | 135 | 0 |
| RICHLAND | Town of AKAN Ward 1 | 30 | 30 | 0 |
| | Town of BLOOM Ward 1 | 31 | 31 | 0 |
| | Town of DAYTON Wards 1-2 | 34 | 34 | 0 |
| | Town of EAGLE Ward 1 | 17 | 17 | 0 |
| | Town of FOREST Ward 1 | 33 | 33 | 0 |
| | Town of HENRIETTA Ward 1 | 34 | 34 | 0 |
| | Town of MARSHALL Ward 1 | 43 | 43 | 0 |
| | Town of ORION Ward 1 | 36 | 36 | 0 |
| | Town of RICHWOOD Wards 1-2 | 27 | 27 | 0 |
| | Town of SYLVAN Wards 1-3 | 29 | 29 | 0 |
| | Village of BOAZ Ward 1 | 7 | 7 | 0 |
| | Village of VIOLA Ward 2 | 34 | 34 | 0 |
| | Village of YUBA Ward 1 | 9 | 9 | 0 |
| | County Totals: | 364 | 364 | 0 |
| VERNON | VILLAGE OF VIOLA Ward 1 | 0 | 0 | 0 |
| | County Totals: | 0 | 0 | 0 |
| | Office Totals: | 2,932 | 2,929 | 3 |

WEC Canvass Reporting System

Ward by Ward Report

2022 Partisan Primary

REPRESENTATIVE TO THE ASSEMBLY DISTRICT 50 - Democratic

| | | Total Votes Cast | DEM | |
|---------------|------------------------------------|------------------|---------------|------------|
| | | | Michael Leuth | SCATTERING |
| JUNEAU | Town of ARMENIA Ward 1 | 56 | 52 | 4 |
| | Town of CLEARFIELD Ward 1 | 30 | 30 | 0 |
| | Town of CLEARFIELD Ward 2 | 6 | 6 | 0 |
| | Town of CUTLER Ward 1 | 22 | 22 | 0 |
| | Town of FINLEY Ward 1 | 1 | 1 | 0 |
| | Town of FOUNTAIN Wards 1-2 | 25 | 25 | 0 |
| | Town of GERMANTOWN Ward 1 | 35 | 34 | 1 |
| | Town of GERMANTOWN Wards 2-3 | 36 | 36 | 0 |
| | Town of KILDARE Wards 1-3 | 33 | 33 | 0 |
| | Town of KINGSTON Ward 1 | 0 | 0 | 0 |
| | Town of LEMONWEIR Wards 1-4 | 68 | 68 | 0 |
| | Town of LINDINA Ward 1 | 41 | 41 | 0 |
| | Town of LISBON Ward 1 | 37 | 37 | 0 |
| | Town of LISBON Ward 2 | 1 | 1 | 0 |
| | Town of LYNDON Wards 1-3 | 72 | 72 | 0 |
| | Town of MARION Ward 1 | 26 | 26 | 0 |
| | Town of NECEDAH Wards 1-6 | 112 | 112 | 0 |
| | Town of ORANGE Ward 1 | 12 | 12 | 0 |
| | Town of PLYMOUTH Ward 1 | 37 | 37 | 0 |
| | Town of SEVEN MILE CREEK Wards 1-2 | 10 | 10 | 0 |
| | Town of SUMMIT Ward 1 | 19 | 19 | 0 |
| | Town of WONEWOC Wards 1-2 | 45 | 45 | 0 |
| | Village of CAMP DOUGLAS Ward 1 | 16 | 16 | 0 |
| | Village of HUSTLER Ward 1 | 19 | 19 | 0 |
| | Village of LYNDON STATION Ward 1 | 23 | 23 | 0 |
| | Village of NECEDAH Ward 1 | 64 | 60 | 4 |
| | Village of UNION CENTER Ward 1 | 6 | 6 | 0 |
| | Village of WONEWOC Ward 1 | 29 | 29 | 0 |
| | City of ELROY Wards 1,2,3,4,5,6 | 74 | 74 | 0 |

WEC Canvass Reporting System

Ward by Ward Report

2022 Partisan Primary

| | | Total Votes Cast | DEM | |
|---------------------------------|---------------------------------|------------------|---------------|------------|
| | | | Michael Leuth | SCATTERING |
| JUNEAU | City of MAUSTON Wards 1-7 | 193 | 193 | 0 |
| | City of NEW LISBON Wards 1-7 | 50 | 50 | 0 |
| | County Totals: | 1,198 | 1,189 | 9 |
| RICHLAND | Town of RICHLAND Wards 1-4 | 64 | 64 | 0 |
| | Town of ROCKBRIDGE Wards 1-3 | 60 | 60 | 0 |
| | Town of WESTFORD Ward 1 | 43 | 43 | 0 |
| | Town of WILLOW Ward 1 | 17 | 17 | 0 |
| | Village of CAZENOVIA Ward 1 | 7 | 7 | 0 |
| | City of RICHLAND CENTER Ward 1 | 21 | 21 | 0 |
| | City of RICHLAND CENTER Ward 2 | 15 | 15 | 0 |
| | City of RICHLAND CENTER Ward 3 | 24 | 23 | 1 |
| | City of RICHLAND CENTER Ward 4 | 36 | 35 | 1 |
| | City of RICHLAND CENTER Ward 5 | 25 | 25 | 0 |
| | City of RICHLAND CENTER Ward 6 | 30 | 30 | 0 |
| | City of RICHLAND CENTER Ward 7 | 33 | 33 | 0 |
| | City of RICHLAND CENTER Ward 8 | 33 | 33 | 0 |
| | City of RICHLAND CENTER Ward 9 | 29 | 29 | 0 |
| | City of RICHLAND CENTER Ward 10 | 19 | 19 | 0 |
| | City of RICHLAND CENTER Ward 11 | 32 | 32 | 0 |
| City of RICHLAND CENTER Ward 12 | 40 | 40 | 0 | |
| City of RICHLAND CENTER Ward 13 | 0 | 0 | 0 | |
| City of RICHLAND CENTER Ward 14 | 0 | 0 | 0 | |
| County Totals: | 528 | 526 | 2 | |
| SAUK | Town of DELLONA Wards 1-3 | 97 | 97 | 0 |
| | Town of EXCELSIOR Wards 1-3 | 114 | 114 | 0 |
| | Town of FREEDOM Wards 1-2 | 24 | 24 | 0 |
| | Town of HONEY CREEK Wards 1-3 | 67 | 67 | 0 |
| | Town of IRONTON Ward 1 | 28 | 28 | 0 |
| | Town of IRONTON Ward 2 | 1 | 1 | 0 |
| | Town of LA VALLE Wards 1-3 | 114 | 114 | 0 |

WEC Canvass Reporting System

Ward by Ward Report

2022 Partisan Primary

| | | Total Votes Cast | DEM | |
|---------------|---------------------------------|-----------------------|---------------|------------|
| | | | Michael Leuth | SCATTERING |
| SAUK | Town of REEDSBURG Wards 1-3 | 69 | 69 | 0 |
| | Town of WINFIELD Ward 1 | 46 | 46 | 0 |
| | Town of WOODLAND Ward 1 | 57 | 57 | 0 |
| | VILLAGE OF CAZENOVIA Ward 2 | 0 | 0 | 0 |
| | Village of IRONTON Ward 1 | 11 | 11 | 0 |
| | Village of LAVALLE Ward 1 | 10 | 10 | 0 |
| | Village of NORTH FREEDOM Ward 1 | 30 | 30 | 0 |
| | Village of ROCK SPRINGS Ward 1 | 12 | 12 | 0 |
| | City of REEDSBURG Wards 1-16 | 515 | 515 | 0 |
| | County Totals: | 1,195 | 1,195 | 0 |
| VERNON | Town of GREENWOOD Ward 1 | 21 | 21 | 0 |
| | Town of HILLSBORO Wards 1,2 | 25 | 25 | 0 |
| | City of HILLSBORO Wards 1-4 | 71 | 70 | 1 |
| | | County Totals: | 117 | 116 |
| | Office Totals: | 3,038 | 3,026 | 12 |

WEC Canvass Reporting System

Ward by Ward Report

2022 Partisan Primary

REPRESENTATIVE TO THE ASSEMBLY DISTRICT 51 - Democratic

| | | Total Votes Cast | DEM | |
|-----------------------|----------------------------------|------------------|--------------|------------|
| | | | Leah Spicer | SCATTERING |
| GREEN | Town of CADIZ Ward 1 | 42 | 42 | 0 |
| | Town of CLARNO Wards 1-2 | 63 | 63 | 0 |
| | Town of JEFFERSON Wards 1-2 | 57 | 57 | 0 |
| | Town of JORDAN Wards 1-2 | 41 | 41 | 0 |
| | Town of MONROE Wards 1-2 | 78 | 78 | 0 |
| | Town of SYLVESTER Wards 1-2 | 65 | 65 | 0 |
| | Village of BROWNTOWN Ward 1 | 12 | 12 | 0 |
| | City of MONROE Wards 1-9 | 812 | 811 | 1 |
| | City of MONROE Ward 10 | 0 | 0 | 0 |
| County Totals: | | 1,170 | 1,169 | 1 |
| IOWA | Town of CLYDE Ward 1 | 48 | 48 | 0 |
| | Town of DODGEVILLE Wards 1,2,3 | 184 | 184 | 0 |
| | Town of EDEN Ward 1 | 28 | 28 | 0 |
| | Town of HIGHLAND Wards 1-4 | 42 | 42 | 0 |
| | Town of LINDEN Wards 1,2 | 43 | 43 | 0 |
| | Town of MIFFLIN Ward 1 | 19 | 19 | 0 |
| | Town of MINERAL POINT Wards 1-3 | 68 | 68 | 0 |
| | Town of PULASKI Ward 1 | 16 | 16 | 0 |
| | Town of WYOMING Ward 1 | 83 | 83 | 0 |
| | Village of AVOCA Ward 1 | 22 | 22 | 0 |
| | VILLAGE OF BLANCHARDVILLE Ward 2 | 19 | 19 | 0 |
| | Village of COBB Ward 1 | 32 | 32 | 0 |
| | Village of HIGHLAND Ward 1 | 36 | 36 | 0 |
| | Village of LINDEN Ward 1 | 24 | 24 | 0 |
| | Village of REWEY Ward 1 | 20 | 20 | 0 |
| | City of DODGEVILLE Wards 1-10 | 383 | 383 | 0 |
| | City of MINERAL POINT Wards 1-6 | 278 | 278 | 0 |
| County Totals: | | 1,345 | 1,345 | 0 |

WEC Canvass Reporting System

Ward by Ward Report

2022 Partisan Primary

| | | Total Votes Cast | DEM | |
|------------------------------|----------------------------------|-----------------------|-------------|------------|
| | | | Leah Spicer | SCATTERING |
| LAFAYETTE | Town of ARGYLE Wards 1-3 | 35 | 35 | 0 |
| | Town of BELMONT Wards 1-2 | 23 | 23 | 0 |
| | Town of BLANCHARD Ward 1 | 25 | 25 | 0 |
| | Town of DARLINGTON Wards 1-3 | 37 | 37 | 0 |
| | Town of ELK GROVE Wards 1-3 | 14 | 14 | 0 |
| | Town of FAYETTE Wards 1-2 | 13 | 13 | 0 |
| | Town of GRATIOT Ward 1 | 22 | 22 | 0 |
| | Town of KENDALL Ward 1 | 17 | 17 | 0 |
| | Town of LAMONT Wards 1-2 | 12 | 12 | 0 |
| | Town of MONTICELLO Ward 1 | 1 | 1 | 0 |
| | Town of NEW DIGGINGS Ward 1 | 16 | 16 | 0 |
| | Town of SEYMOUR Wards 1-2 | 5 | 5 | 0 |
| | Town of SHULLSBURG Ward 1 | 10 | 10 | 0 |
| | Town of WAYNE Ward 1 | 16 | 16 | 0 |
| | Town of WHITE OAK SPRINGS Ward 1 | 6 | 6 | 0 |
| | Town of WILLOW SPRINGS Ward 1 | 17 | 17 | 0 |
| | Town of WIOTA Wards 1-2 | 49 | 49 | 0 |
| | Village of ARGYLE Ward 1 | 50 | 50 | 0 |
| | Village of BELMONT Ward 1 | 41 | 41 | 0 |
| | Village of BLANCHARDVILLE Ward 1 | 64 | 64 | 0 |
| | Village of GRATIOT Ward 1 | 7 | 7 | 0 |
| | Village of SOUTH WAYNE Ward 1 | 16 | 16 | 0 |
| City of DARLINGTON Wards 1-6 | 103 | 103 | 0 | |
| City of SHULLSBURG Wards 1,2 | 67 | 67 | 0 | |
| | County Totals: | 666 | 666 | 0 |
| RICHLAND | Town of BUENA VISTA Wards 1-4 | 90 | 90 | 0 |
| | Town of ITHACA Ward 1 | 21 | 21 | 0 |
| | Village of LONE ROCK Ward 1 | 32 | 32 | 0 |
| | | County Totals: | 143 | 143 |

WEC Canvass Reporting System

Ward by Ward Report

2022 Partisan Primary

| | Total Votes Cast | DEM | |
|-----------------------------------|------------------|--------------|------------|
| | | Leah Spicer | SCATTERING |
| SAUK | | | |
| Town of BEAR CREEK Ward 1 | 57 | 57 | 0 |
| Town of FRANKLIN Wards 1,2 | 39 | 39 | 0 |
| Town of HONEY CREEK Ward 4 | 0 | 0 | 0 |
| Town of SPRING GREEN Wards 1-3 | 195 | 195 | 0 |
| Town of TROY Ward 1 | 70 | 70 | 0 |
| Town of TROY Ward 2 | 0 | 0 | 0 |
| Town of WASHINGTON Wards 1-2 | 41 | 41 | 0 |
| Town of WESTFIELD Ward 1 | 14 | 14 | 0 |
| Village of LIME RIDGE Ward 1 | 10 | 10 | 0 |
| Village of LOGANVILLE Ward 1 | 0 | 0 | 0 |
| Village of PLAIN Ward 1 | 41 | 41 | 0 |
| Village of SPRING GREEN Wards 1-2 | 283 | 283 | 0 |
| County Totals: | 750 | 750 | 0 |
| Office Totals: | 4,074 | 4,073 | 1 |

WEC Canvass Reporting System

Ward by Ward Report

2022 Partisan Primary

REPRESENTATIVE TO THE ASSEMBLY DISTRICT 52 - Democratic

| | | Total Votes Cast | DEM | |
|--------------------|---------------------------------|------------------|-------------|------------|
| | | | Joe Lavrenz | SCATTERING |
| FOND DU LAC | Town of BYRON Wards 1-2 | 51 | 51 | 0 |
| | Town of EDEN Wards 1-3 | 22 | 22 | 0 |
| | Town of ELDORADO Wards 1-3 | 65 | 65 | 0 |
| | Town of EMPIRE Wards 1-4 | 137 | 137 | 0 |
| | Town of FOND DU LAC Wards 1,2-9 | 176 | 176 | 0 |
| | Town of LAMARTINE Wards 1-2 | 54 | 54 | 0 |
| | Town of OAKFIELD Wards 1-2 | 21 | 21 | 0 |
| | Village of EDEN Ward 1 | 19 | 19 | 0 |
| | Village of OAKFIELD Wards 1-2 | 47 | 47 | 0 |
| | City of FOND DU LAC Ward 1 | 63 | 63 | 0 |
| | City of FOND DU LAC Ward 2 | 72 | 72 | 0 |
| | City of FOND DU LAC Ward 3 | 118 | 117 | 1 |
| | City of FOND DU LAC Ward 4 | 53 | 53 | 0 |
| | City of FOND DU LAC Ward 5 | 175 | 175 | 0 |
| | City of FOND DU LAC Ward 6 | 75 | 75 | 0 |
| | City of FOND DU LAC Ward 7 | 54 | 54 | 0 |
| | City of FOND DU LAC Ward 8 | 78 | 78 | 0 |
| | City of FOND DU LAC Ward 9 | 59 | 59 | 0 |
| | City of FOND DU LAC Ward 10 | 68 | 68 | 0 |
| | City of FOND DU LAC Ward 11 | 51 | 51 | 0 |
| | City of FOND DU LAC Ward 12 | 115 | 114 | 1 |
| | City of FOND DU LAC Ward 13 | 34 | 34 | 0 |
| | City of FOND DU LAC Ward 14 | 90 | 90 | 0 |
| | City of FOND DU LAC Ward 15 | 79 | 79 | 0 |
| | City of FOND DU LAC Ward 16 | 127 | 126 | 1 |
| | City of FOND DU LAC Ward 17 | 110 | 110 | 0 |
| | City of FOND DU LAC Ward 18 | 122 | 122 | 0 |
| | City of FOND DU LAC Ward 19 | 77 | 77 | 0 |
| | City of FOND DU LAC Ward 20 | 137 | 137 | 0 |

WEC Canvass Reporting System

Ward by Ward Report

2022 Partisan Primary

| | | Total Votes Cast | DEM | |
|--------------------|-----------------------------|------------------|--------------|------------|
| | | | Joe Lavrenz | SCATTERING |
| FOND DU LAC | City of FOND DU LAC Ward 21 | 85 | 85 | 0 |
| | City of FOND DU LAC Ward 22 | 104 | 103 | 1 |
| | County Totals: | 2,538 | 2,534 | 4 |
| | Office Totals: | 2,538 | 2,534 | 4 |

WEC Canvass Reporting System

Ward by Ward Report

2022 Partisan Primary

REPRESENTATIVE TO THE ASSEMBLY DISTRICT 53 - Democratic

| | | Total Votes Cast | SCATTERING |
|--------------------|---|---------------------|------------|
| DODGE | City of WAUPUN Wards 1-8 | 1 | 1 |
| | County Totals: | 1 | 1 |
| FOND DU LAC | Town of FRIENDSHIP Wards 1-3 | 4 | 4 |
| | Town of ROSENDALE Ward 1 | 0 | 0 |
| | Town of SPRINGVALE Ward 1 | 1 | 1 |
| | Town of WAUPUN Wards 1-2 | 0 | 0 |
| | Village of NORTH FOND DU LAC Wards 1,2,3,4,5,6,7 | 5 | 5 |
| | Village of ROSENDALE Wards 1-2 | 0 | 0 |
| | CITY OF WAUPUN Wards 9,10,11,12 | 3 | 3 |
| | County Totals: | 13 | 13 |
| WINNEBAGO | Town of ALGOMA Wards 1-4 | 9 | 9 |
| | Town of ALGOMA Wards 5-8 | 5 | 5 |
| | Town of BLACK WOLF Wards 1-3 | 9 | 9 |
| | Town of NEKIMI Wards 1-2 | 0 | 0 |
| | Town of NEPEUSKUN Ward 1 | 0 | 0 |
| | Town of OMRO Wards 1-4 | 2 | 2 |
| | Town of OSHKOSH Wards 1,2-4 | 4 | 4 |
| | Town of POYGAN Wards 1-2 | 1 | 1 |
| | Town of RUSHFORD Wards 1-2 | 1 | 1 |
| | Town of UTICA Wards 1-3 | 2 | 2 |
| | Town of WINNECONNE Wards 1-4 | 6 | 6 |
| | Village of WINNECONNE Wards 1-4 | 0 | 0 |
| | City of OMRO Wards 1-5 | 3 | 3 |
| | City of OSHKOSH Ward 1A | 1 | 1 |
| | City of OSHKOSH Ward 3 | 0 | 0 |
| | City of OSHKOSH Ward 4 | 3 | 3 |
| | City of OSHKOSH Ward 5 | 3 | 3 |
| | City of OSHKOSH Ward 6A | 2 | 2 |

WEC Canvass Reporting System

Ward by Ward Report

2022 Partisan Primary

| | | Total Votes Cast | SCATTERING |
|------------------|--------------------------|---------------------|------------|
| WINNEBAGO | City of OSHKOSH Ward 7A | 0 | 0 |
| | City of OSHKOSH Ward 18A | 0 | 0 |
| | City of OSHKOSH Ward 19A | 0 | 0 |
| | City of OSHKOSH Ward 20A | 0 | 0 |
| | City of OSHKOSH Ward 21A | 0 | 0 |
| | City of OSHKOSH Ward 22A | 0 | 0 |
| | City of OSHKOSH Ward 28A | 2 | 2 |
| | County Totals: | 53 | 53 |
| | Office Totals: | 67 | 67 |

WEC Canvass Reporting System

Ward by Ward Report

2022 Partisan Primary

REPRESENTATIVE TO THE ASSEMBLY DISTRICT 54 - Democratic

| | | Total Votes Cast | DEM | |
|------------------|-------------------------|------------------|--------------|------------|
| | | | Lori Palmeri | SCATTERING |
| WINNEBAGO | City of OSHKOSH Ward 1 | 127 | 125 | 2 |
| | City of OSHKOSH Ward 2 | 136 | 134 | 2 |
| | City of OSHKOSH Ward 4A | 5 | 5 | 0 |
| | City of OSHKOSH Ward 5A | 73 | 72 | 1 |
| | City of OSHKOSH Ward 6 | 110 | 110 | 0 |
| | City of OSHKOSH Ward 7 | 254 | 253 | 1 |
| | City of OSHKOSH Ward 8 | 124 | 124 | 0 |
| | City of OSHKOSH Ward 9 | 117 | 117 | 0 |
| | City of OSHKOSH Ward 10 | 143 | 142 | 1 |
| | City of OSHKOSH Ward 11 | 232 | 231 | 1 |
| | City of OSHKOSH Ward 12 | 4 | 4 | 0 |
| | City of OSHKOSH Ward 13 | 71 | 70 | 1 |
| | City of OSHKOSH Ward 14 | 137 | 137 | 0 |
| | City of OSHKOSH Ward 15 | 188 | 187 | 1 |
| | City of OSHKOSH Ward 16 | 217 | 217 | 0 |
| | City of OSHKOSH Ward 17 | 182 | 180 | 2 |
| | City of OSHKOSH Ward 18 | 159 | 159 | 0 |
| | City of OSHKOSH Ward 19 | 211 | 209 | 2 |
| | City of OSHKOSH Ward 20 | 121 | 121 | 0 |
| | City of OSHKOSH Ward 21 | 171 | 170 | 1 |
| | City of OSHKOSH Ward 22 | 239 | 238 | 1 |
| | City of OSHKOSH Ward 23 | 188 | 188 | 0 |
| | City of OSHKOSH Ward 24 | 187 | 184 | 3 |
| | City of OSHKOSH Ward 25 | 127 | 127 | 0 |
| | City of OSHKOSH Ward 26 | 109 | 109 | 0 |
| | City of OSHKOSH Ward 27 | 134 | 134 | 0 |
| | City of OSHKOSH Ward 28 | 117 | 117 | 0 |
| | County Totals: | 3,883 | 3,864 | 19 |
| | Office Totals: | 3,883 | 3,864 | 19 |

WEC Canvass Reporting System

Ward by Ward Report

2022 Partisan Primary

REPRESENTATIVE TO THE ASSEMBLY DISTRICT 55 - Democratic

| | | Total Votes Cast | DEM | |
|-----------------------|---|------------------|------------------|------------|
| | | | Stefanie A. Holt | SCATTERING |
| OUTAGAMIE | Town of GRAND CHUTE Wards 9-13,18 | 455 | 455 | 0 |
| | City of APPLETON Ward 51 | 0 | 0 | 0 |
| | County Totals: | 455 | 455 | 0 |
| WINNEBAGO | Town of CLAYTON Wards 1-3,7-9 | 151 | 150 | 1 |
| | Town of CLAYTON Wards 4-6 | 44 | 44 | 0 |
| | Town of NEENAH Wards 1-5 | 233 | 232 | 1 |
| | Town of VINLAND Wards 1,2 | 113 | 113 | 0 |
| | Town of WINCHESTER Wards 1-2 | 89 | 89 | 0 |
| | Town of WINCHESTER Wards 3-4 | 10 | 10 | 0 |
| | Town of WOLF RIVER Wards 1-2A | 49 | 49 | 0 |
| | Town of WOLF RIVER Ward 2B | 0 | 0 | 0 |
| | Village of FOX CROSSING Wards 1-2,4,7,9 | 357 | 356 | 1 |
| | Village of FOX CROSSING Wards 3,5-6,8 | 310 | 310 | 0 |
| | City of NEENAH Wards 1-4 | 312 | 311 | 1 |
| | City of NEENAH Wards 5-8 | 294 | 292 | 2 |
| | City of NEENAH Wards 9-12 | 474 | 474 | 0 |
| | City of NEENAH Wards 13-16, 22 | 263 | 262 | 1 |
| | City of NEENAH Wards 17-18 | 248 | 248 | 0 |
| | City of NEENAH Wards 19-21, 23 | 321 | 321 | 0 |
| | County Totals: | 3,268 | 3,261 | 7 |
| Office Totals: | 3,723 | 3,716 | 7 | |

WEC Canvass Reporting System

Ward by Ward Report

2022 Partisan Primary

REPRESENTATIVE TO THE ASSEMBLY DISTRICT 56 - Democratic

| | | Total Votes Cast | DEM | |
|------------------|----------------------------------|------------------|----------------|------------|
| | | | Patrick Hayden | SCATTERING |
| OUTAGAMIE | Town of CENTER Wards 1,2,3,4,5 | 137 | 137 | 0 |
| | Town of DALE Wards 1-4 | 90 | 90 | 0 |
| | Town of GRAND CHUTE Wards 1-5 | 427 | 427 | 0 |
| | Town of GRAND CHUTE Wards 6-8 | 236 | 236 | 0 |
| | Town of GRAND CHUTE Wards 14-17 | 419 | 419 | 0 |
| | Village of GREENVILLE Wards 1-10 | 547 | 547 | 0 |
| | City of APPLETON Ward 4 | 103 | 103 | 0 |
| | City of APPLETON Ward 6 | 28 | 28 | 0 |
| | City of APPLETON Ward 7 | 116 | 116 | 0 |
| | City of APPLETON Ward 17 | 123 | 123 | 0 |
| | City of APPLETON Ward 18 | 54 | 54 | 0 |
| | City of APPLETON Ward 19 | 57 | 57 | 0 |
| | City of APPLETON Ward 20 | 121 | 121 | 0 |
| | City of APPLETON Ward 21 | 75 | 75 | 0 |
| | City of APPLETON Ward 22 | 185 | 185 | 0 |
| | City of APPLETON Ward 35 | 129 | 129 | 0 |
| | City of APPLETON Ward 36 | 79 | 79 | 0 |
| | City of APPLETON Ward 38 | 11 | 11 | 0 |
| | City of APPLETON Ward 39 | 70 | 70 | 0 |
| | City of APPLETON Ward 40 | 56 | 56 | 0 |
| | City of APPLETON Ward 41 | 171 | 171 | 0 |
| | City of APPLETON Ward 43 | 174 | 174 | 0 |
| | City of APPLETON Ward 48 | 2 | 2 | 0 |
| | County Totals: | 3,410 | 3,410 | 0 |
| | Office Totals: | 3,410 | 3,410 | 0 |

WEC Canvass Reporting System

Ward by Ward Report

2022 Partisan Primary

REPRESENTATIVE TO THE ASSEMBLY DISTRICT 57 - Democratic

| | | Total Votes Cast | DEM | |
|------------------|-------------------------------------|------------------|------------------|------------|
| | | | Snodgrass Lee | SCATTERING |
| OUTAGAMIE | VILLAGE OF Fox Crossing Ward 17 | 0 | 0 | 0 |
| | City of APPLETON Ward 1 | 178 | 178 | 0 |
| | City of APPLETON Ward 2 | 177 | 177 | 0 |
| | City of APPLETON Ward 3 | 68 | 68 | 0 |
| | City of APPLETON Ward 5 | 192 | 192 | 0 |
| | City of APPLETON Ward 10 | 117 | 117 | 0 |
| | City of APPLETON Ward 11 | 127 | 127 | 0 |
| | City of APPLETON Ward 12 | 232 | 232 | 0 |
| | City of APPLETON Ward 16 | 96 | 96 | 0 |
| | City of APPLETON Ward 23 | 46 | 46 | 0 |
| | City of APPLETON Ward 24 | 102 | 102 | 0 |
| | City of APPLETON Ward 26 | 234 | 234 | 0 |
| | City of APPLETON Ward 27 | 223 | 223 | 0 |
| | City of APPLETON Ward 28 | 107 | 107 | 0 |
| | City of APPLETON Ward 29 | 231 | 231 | 0 |
| | City of APPLETON Ward 30 | 59 | 59 | 0 |
| | City of APPLETON Ward 31 | 55 | 55 | 0 |
| | City of APPLETON Ward 32 | 170 | 170 | 0 |
| | City of APPLETON Ward 37 | 42 | 42 | 0 |
| | City of APPLETON Ward 42 | 290 | 290 | 0 |
| | City of APPLETON Ward 49 | 82 | 82 | 0 |
| | City of APPLETON Ward 50 | 64 | 64 | 0 |
| | City of APPLETON Ward 52 | 12 | 12 | 0 |
| | County Totals: | 2,904 | 2,904 | 0 |
| WINNEBAGO | Village of FOX CROSSING Wards 10-12 | 199 | 198 | 1 |
| | Village of FOX CROSSING Wards 13-16 | 241 | 241 | 0 |
| | CITY OF APPLETON Ward 33 | 48 | 48 | 0 |
| | CITY OF APPLETON Ward 34 | 11 | 11 | 0 |
| | City of MENASHA Wards 1,2-4 | 272 | 271 | 1 |

WEC Canvass Reporting System

Ward by Ward Report

2022 Partisan Primary

| | | Total Votes Cast | DEM | |
|------------------|----------------------------------|------------------|------------------|------------|
| | | | Snodgrass Lee | SCATTERING |
| WINNEBAGO | City of MENASHA Wards 5,6-8 | 267 | 266 | 1 |
| | City of MENASHA Wards 9-12,17-19 | 323 | 323 | 0 |
| | City of MENASHA Ward 13 | 73 | 73 | 0 |
| | County Totals: | 1,434 | 1,431 | 3 |
| | Office Totals: | 4,338 | 4,335 | 3 |

WEC Canvass Reporting System

Ward by Ward Report

2022 Partisan Primary

REPRESENTATIVE TO THE ASSEMBLY DISTRICT 58 - Democratic

| | | Total Votes Cast | DEM | |
|-------------------|-------------------------------------|------------------|-------------------|------------|
| | | | Mary Ann Rzesutek | SCATTERING |
| WASHINGTON | Town of BARTON Wards 1-4 | 118 | 118 | 0 |
| | Town of HARTFORD Wards 1,4-5 | 92 | 92 | 0 |
| | Town of POLK Wards 1-6 | 147 | 147 | 0 |
| | Town of TRENTON Wards 1,7 | 50 | 50 | 0 |
| | Town of WEST BEND Wards 1,2,3,4,5,6 | 289 | 289 | 0 |
| | Village of JACKSON Wards 1-10,12,18 | 317 | 317 | 0 |
| | Village of SLINGER Wards 1-10 | 262 | 262 | 0 |
| | City of HARTFORD Wards 12,15 | 0 | 0 | 0 |
| | City of WEST BEND Wards 1-3 | 206 | 206 | 0 |
| | City of WEST BEND Wards 4-5 | 205 | 205 | 0 |
| | City of WEST BEND Wards 6-8 | 262 | 262 | 0 |
| | City of WEST BEND Wards 9-10 | 185 | 185 | 0 |
| | City of WEST BEND Wards 11-13 | 175 | 175 | 0 |
| | City of WEST BEND Wards 14-17 | 183 | 183 | 0 |
| | City of WEST BEND Wards 18-19 | 157 | 157 | 0 |
| | City of WEST BEND Wards 20-22 | 290 | 290 | 0 |
| | County Totals: | 2,938 | 2,938 | 0 |
| | Office Totals: | 2,938 | 2,938 | 0 |

WEC Canvass Reporting System

Ward by Ward Report

2022 Partisan Primary

REPRESENTATIVE TO THE ASSEMBLY DISTRICT 59 - Democratic

| | | Total Votes Cast | SCATTERING |
|-----------------------------|------------------------------------|---------------------|------------|
| CALUMET | Town of BROTHERTOWN Wards 1-2 | 1 | 1 |
| | Town of CHILTON Wards 1-3 | 1 | 1 |
| | Town of NEW HOLSTEIN Wards 1-2 | 1 | 1 |
| | Town of STOCKBRIDGE Wards 1,2 | 0 | 0 |
| | Village of STOCKBRIDGE Ward 1 | 4 | 4 |
| | City of NEW HOLSTEIN Wards 1-5 | 2 | 2 |
| | County Totals: | 9 | 9 |
| DODGE | CITY OF HARTFORD Ward 11 | 0 | 0 |
| | County Totals: | 0 | 0 |
| FOND DU LAC | Town of ASHFORD Wards 1-3 | 1 | 1 |
| | Town of AUBURN Wards 1-3 | 1 | 1 |
| | Town of CALUMET Wards 1-2 | 0 | 0 |
| | Town of FOREST Wards 1-2 | 0 | 0 |
| | Town of MARSHFIELD Wards 1-2 | 0 | 0 |
| | Town of OSCEOLA Wards 1-2 | 1 | 1 |
| | Town of TAYCHEEDA Wards 1-6 | 1 | 1 |
| | Village of CAMPBELLSPORT Wards 1-4 | 2 | 2 |
| | VILLAGE OF KEWASKUM Ward 6 | 0 | 0 |
| | Village of MOUNT CALVARY Ward 1 | 0 | 0 |
| Village of ST. CLOUD Ward 1 | 0 | 0 | |
| | County Totals: | 6 | 6 |
| SHEBOYGAN | Town of GREENBUSH Wards 1-3 | 0 | 0 |
| | Town of MITCHELL Wards 1-3 | 2 | 2 |
| | Town of RUSSELL Ward 1 | 1 | 1 |
| | Town of SCOTT Wards 1-3 | 1 | 1 |
| | County Totals: | 4 | 4 |
| WASHINGTON | Town of ADDISON Wards 1-6 | 0 | 0 |
| | Town of HARTFORD Wards 2-3 | 2 | 2 |

WEC Canvass Reporting System

Ward by Ward Report

2022 Partisan Primary

| | | Total Votes Cast | SCATTERING |
|-------------------|-------------------------------------|---------------------|------------|
| WASHINGTON | Town of KEWASKUM Wards 1-2 | 0 | 0 |
| | Town of WAYNE Wards 1-4 | 0 | 0 |
| | Village of KEWASKUM Wards 1,2,3,4,5 | 0 | 0 |
| | City of HARTFORD Wards 1-3 | 6 | 6 |
| | City of HARTFORD Wards 4-7,13 | 15 | 15 |
| | City of HARTFORD Wards 8-10,14 | 3 | 3 |
| | County Totals: | 26 | 26 |
| | Office Totals: | 45 | 45 |

WEC Canvass Reporting System

Ward by Ward Report

2022 Partisan Primary

REPRESENTATIVE TO THE ASSEMBLY DISTRICT 60 - Democratic

| | | Total Votes Cast | DEM | |
|---------|-----------------------------------|------------------|------------------|------------|
| | | | Daniel E. Larsen | SCATTERING |
| OZAUKEE | Town of BELGIUM Wards 1-3 | 64 | 64 | 0 |
| | Town of CEDARBURG Wards 1-2 | 84 | 84 | 0 |
| | Town of CEDARBURG Wards 3-4 | 75 | 75 | 0 |
| | Town of CEDARBURG Wards 5-6,10 | 108 | 107 | 1 |
| | Town of CEDARBURG Wards 7-9 | 114 | 114 | 0 |
| | Town of FREDONIA Wards 1-4 | 50 | 50 | 0 |
| | Town of PORT WASHINGTON Wards 1-2 | 95 | 95 | 0 |
| | Town of SAUKVILLE Wards 1-3 | 99 | 99 | 0 |
| | Village of BELGIUM Wards 1-3 | 105 | 105 | 0 |
| | Village of FREDONIA Wards 1-3 | 69 | 68 | 1 |
| | Village of GRAFTON Ward 15 | 0 | 0 | 0 |
| | VILLAGE OF NEWBURG Ward 3 | 0 | 0 | 0 |
| | Village of SAUKVILLE Wards 1,6-7 | 92 | 92 | 0 |
| | Village of SAUKVILLE Wards 2-5 | 84 | 84 | 0 |
| | City of CEDARBURG Ward 1 | 199 | 198 | 1 |
| | City of CEDARBURG Ward 2 | 100 | 100 | 0 |
| | City of CEDARBURG Ward 3 | 158 | 158 | 0 |
| | City of CEDARBURG Ward 4 | 130 | 128 | 2 |
| | City of CEDARBURG Ward 5 | 173 | 173 | 0 |
| | City of CEDARBURG Ward 6 | 172 | 172 | 0 |
| | City of CEDARBURG Ward 7 | 159 | 159 | 0 |
| | City of PORT WASHINGTON Ward 1 | 111 | 111 | 0 |
| | City of PORT WASHINGTON Ward 2 | 98 | 98 | 0 |
| | City of PORT WASHINGTON Ward 3 | 136 | 134 | 2 |
| | City of PORT WASHINGTON Ward 4 | 127 | 123 | 4 |
| | City of PORT WASHINGTON Ward 5 | 120 | 120 | 0 |
| | City of PORT WASHINGTON Ward 6 | 102 | 102 | 0 |
| | City of PORT WASHINGTON Ward 7 | 148 | 148 | 0 |
| | County Totals: | 2,972 | 2,961 | 11 |

WEC Canvass Reporting System

Ward by Ward Report

2022 Partisan Primary

| | | Total Votes Cast | DEM | |
|-------------------|-----------------------------------|------------------|------------------|------------|
| | | | Daniel E. Larsen | SCATTERING |
| WASHINGTON | Town of FARMINGTON Wards 1-5 | 138 | 138 | 0 |
| | Town of JACKSON Wards 1-7 | 141 | 141 | 0 |
| | Town of TRENTON Wards 2-6 | 134 | 134 | 0 |
| | Village of JACKSON Wards 11,13-17 | 17 | 17 | 0 |
| | Village of NEWBURG Wards 1-2 | 26 | 26 | 0 |
| | County Totals: | 456 | 456 | 0 |
| | Office Totals: | 3,428 | 3,417 | 11 |

WEC Canvass Reporting System

Ward by Ward Report

2022 Partisan Primary

REPRESENTATIVE TO THE ASSEMBLY DISTRICT 61 - Democratic

| | | Total Votes Cast | DEM | |
|-------------------------|---|------------------|--------------|------------|
| | | | Max Winkels | SCATTERING |
| KENOSHA | Town of BRIGHTON Wards 1-4 | 83 | 83 | 0 |
| | Town of PARIS Wards 1-2 | 63 | 63 | 0 |
| | Town of RANDALL Wards 1,2,3,4,5,6 | 144 | 143 | 1 |
| | Town of SOMERS Wards 1,4 | 10 | 9 | 1 |
| | Village of BRISTOL Wards 1-7 | 253 | 253 | 0 |
| | Village of PADDOCK LAKE Wards 1-6 | 151 | 151 | 0 |
| | Village of PLEASANT PRAIRIE Wards 1-3 | 401 | 400 | 1 |
| | Village of PLEASANT PRAIRIE Wards 4-5 | 181 | 180 | 1 |
| | Village of PLEASANT PRAIRIE Wards 6-7 | 252 | 252 | 0 |
| | Village of PLEASANT PRAIRIE Wards 8-10 | 188 | 188 | 0 |
| | Village of PLEASANT PRAIRIE Ward 11 | 98 | 98 | 0 |
| | Village of PLEASANT PRAIRIE Wards 12-16 | 342 | 339 | 3 |
| | Village of SALEM LAKES Wards 1-6 | 308 | 308 | 0 |
| | Village of SALEM LAKES Wards 7-10 | 214 | 214 | 0 |
| | Village of SALEM LAKES Wards 11-13 | 125 | 125 | 0 |
| | Village of SOMERS Wards 1-4 | 201 | 201 | 0 |
| | Village of SOMERS Ward 13 | 0 | 0 | 0 |
| | Village of TWIN LAKES Wards 1-11 | 292 | 291 | 1 |
| | City of KENOSHA Ward 72 | 0 | 0 | 0 |
| | City of KENOSHA Ward 73 | 0 | 0 | 0 |
| City of KENOSHA Ward 74 | 0 | 0 | 0 | |
| | County Totals: | 3,306 | 3,298 | 8 |
| | Office Totals: | 3,306 | 3,298 | 8 |

WEC Canvass Reporting System

Ward by Ward Report

2022 Partisan Primary

REPRESENTATIVE TO THE ASSEMBLY DISTRICT 62 - Democratic

| | | Total Votes Cast | DEM | |
|---------------|--|------------------|----------------|------------|
| | | | Anthony Hammes | SCATTERING |
| RACINE | Town of NORWAY Wards 1-11 | 327 | 326 | 1 |
| | Town of WATERFORD Wards 1-4,6,9-10 | 203 | 203 | 0 |
| | Village of CALEDONIA Wards 1-2 | 152 | 152 | 0 |
| | Village of CALEDONIA Wards 3,4-5 | 249 | 249 | 0 |
| | Village of CALEDONIA Wards 6-8,20 | 369 | 366 | 3 |
| | Village of CALEDONIA Wards 9-10,12-13 | 393 | 393 | 0 |
| | Village of CALEDONIA Wards 11,14-15,17 | 350 | 350 | 0 |
| | Village of CALEDONIA Wards 16,18-19 | 168 | 168 | 0 |
| | Village of MOUNT PLEASANT Ward 4 | 100 | 100 | 0 |
| | Village of MOUNT PLEASANT Wards 5-6,25 | 203 | 203 | 0 |
| | Village of Raymond Wards 1-6 | 129 | 129 | 0 |
| | Village of WIND POINT Wards 1-3 | 236 | 235 | 1 |
| | City of RACINE Ward 15 | 24 | 24 | 0 |
| | City of RACINE Ward 21 | 86 | 83 | 3 |
| | City of RACINE Ward 22 | 139 | 139 | 0 |
| | City of RACINE Ward 26 | 65 | 65 | 0 |
| | City of RACINE Ward 27 | 190 | 189 | 1 |
| | City of RACINE Ward 28 | 187 | 186 | 1 |
| | City of RACINE Ward 46 | 63 | 63 | 0 |
| | City of RACINE Ward 47 | 68 | 68 | 0 |
| | City of RACINE Ward 48 | 61 | 61 | 0 |
| | County Totals: | 3,762 | 3,752 | 10 |
| | Office Totals: | 3,762 | 3,752 | 10 |

WEC Canvass Reporting System

Ward by Ward Report

2022 Partisan Primary

REPRESENTATIVE TO THE ASSEMBLY DISTRICT 63 - Democratic

| | | Total Votes Cast | SCATTERING |
|-----------------------|---|---------------------|------------|
| RACINE | Town of BURLINGTON Wards 1-7 | 6 | 6 |
| | Town of BURLINGTON Wards 8-11 | 3 | 3 |
| | Town of DOVER Wards 1-8 | 8 | 8 |
| | Village of MOUNT PLEASANT Wards 1,17-18,20 | 11 | 11 |
| | Village of MOUNT PLEASANT Wards 2-3,11 | 12 | 12 |
| | Village of MOUNT PLEASANT Wards 7-8 | 6 | 6 |
| | Village of MOUNT PLEASANT Wards 9,13-14,24 | 11 | 11 |
| | Village of MOUNT PLEASANT Wards 10,12,15-16 | 8 | 8 |
| | Village of ROCHESTER Wards 1-6 | 5 | 5 |
| | Village of STURTEVANT Wards 1-8 | 13 | 13 |
| | Village of UNION GROVE Wards 1-7 | 7 | 7 |
| | Village of Yorkville Wards 1-5 | 3 | 3 |
| | City of BURLINGTON Wards 1-4 | 8 | 8 |
| | City of BURLINGTON Wards 5-8 | 16 | 16 |
| County Totals: | 117 | 117 | |
| WALWORTH | CITY OF BURLINGTON Ward 9 | 0 | 0 |
| | CITY OF BURLINGTON Ward 10 | 0 | 0 |
| | County Totals: | 0 | 0 |
| | Office Totals: | 117 | 117 |

WEC Canvass Reporting System

Ward by Ward Report

2022 Partisan Primary

REPRESENTATIVE TO THE ASSEMBLY DISTRICT 64 - Democratic

| | | Total Votes Cast | DEM | |
|-------------------------|----------------------------------|------------------|-------------|------------|
| | | | Tip McGuire | SCATTERING |
| KENOSHA | Town of SOMERS Wards 2-3 | 69 | 69 | 0 |
| | Village of SOMERS Wards 5-6,9-10 | 213 | 213 | 0 |
| | Village of SOMERS Wards 7-8 | 112 | 112 | 0 |
| | Village of SOMERS Wards 11-12 | 97 | 97 | 0 |
| | City of KENOSHA Ward 1 | 226 | 226 | 0 |
| | City of KENOSHA Ward 2 | 141 | 141 | 0 |
| | City of KENOSHA Ward 3 | 110 | 108 | 2 |
| | City of KENOSHA Ward 4 | 34 | 33 | 1 |
| | City of KENOSHA Ward 5 | 66 | 65 | 1 |
| | City of KENOSHA Ward 6 | 191 | 191 | 0 |
| | City of KENOSHA Ward 7 | 125 | 125 | 0 |
| | City of KENOSHA Ward 8 | 96 | 95 | 1 |
| | City of KENOSHA Ward 9 | 277 | 276 | 1 |
| | City of KENOSHA Ward 10 | 42 | 42 | 0 |
| | City of KENOSHA Ward 11 | 291 | 291 | 0 |
| | City of KENOSHA Ward 12 | 174 | 174 | 0 |
| | City of KENOSHA Ward 13 | 190 | 190 | 0 |
| | City of KENOSHA Ward 14 | 153 | 153 | 0 |
| | City of KENOSHA Ward 49 | 105 | 105 | 0 |
| | City of KENOSHA Ward 50 | 111 | 111 | 0 |
| | City of KENOSHA Ward 51 | 44 | 44 | 0 |
| | City of KENOSHA Ward 52 | 78 | 78 | 0 |
| | City of KENOSHA Ward 53 | 0 | 0 | 0 |
| | City of KENOSHA Ward 54 | 0 | 0 | 0 |
| | City of KENOSHA Ward 55 | 72 | 72 | 0 |
| | City of KENOSHA Ward 56 | 128 | 128 | 0 |
| | City of KENOSHA Ward 57 | 42 | 42 | 0 |
| | City of KENOSHA Ward 58 | 206 | 206 | 0 |
| City of KENOSHA Ward 59 | 117 | 117 | 0 | |

WEC Canvass Reporting System

Ward by Ward Report

2022 Partisan Primary

| | | Total Votes Cast | DEM | |
|-----------------------|--|------------------|--------------|------------|
| | | | Tip McGuire | SCATTERING |
| KENOSHA | City of KENOSHA Ward 60 | 234 | 234 | 0 |
| | City of KENOSHA Ward 63 | 2 | 2 | 0 |
| | City of KENOSHA Ward 64 | 0 | 0 | 0 |
| | City of KENOSHA Ward 65 | 0 | 0 | 0 |
| | City of KENOSHA Ward 71 | 0 | 0 | 0 |
| County Totals: | | 3,746 | 3,740 | 6 |
| RACINE | Village of ELMWOOD PARK Ward 1 | 48 | 48 | 0 |
| | Village of MOUNT PLEASANT Wards 19,21-22 | 359 | 359 | 0 |
| | Village of MOUNT PLEASANT Ward 23 | 38 | 38 | 0 |
| | City of RACINE Ward 31 | 25 | 25 | 0 |
| | City of RACINE Ward 36 | 120 | 120 | 0 |
| | City of RACINE Ward 37 | 147 | 147 | 0 |
| | City of RACINE Ward 38 | 38 | 38 | 0 |
| | City of RACINE Ward 40 | 0 | 0 | 0 |
| | City of RACINE Ward 41 | 5 | 5 | 0 |
| | City of RACINE Ward 43 | 2 | 2 | 0 |
| County Totals: | | 782 | 782 | 0 |
| Office Totals: | | 4,528 | 4,522 | 6 |

WEC Canvass Reporting System

Ward by Ward Report

2022 Partisan Primary

REPRESENTATIVE TO THE ASSEMBLY DISTRICT 65 - Democratic

| | | Total Votes Cast | DEM | |
|-------------------------|-------------------------|------------------|-------------|------------|
| | | | Tod Ohnstad | SCATTERING |
| KENOSHA | City of KENOSHA Ward 15 | 81 | 81 | 0 |
| | City of KENOSHA Ward 16 | 75 | 75 | 0 |
| | City of KENOSHA Ward 17 | 43 | 43 | 0 |
| | City of KENOSHA Ward 18 | 112 | 112 | 0 |
| | City of KENOSHA Ward 19 | 30 | 30 | 0 |
| | City of KENOSHA Ward 20 | 28 | 28 | 0 |
| | City of KENOSHA Ward 21 | 34 | 34 | 0 |
| | City of KENOSHA Ward 22 | 56 | 56 | 0 |
| | City of KENOSHA Ward 23 | 57 | 57 | 0 |
| | City of KENOSHA Ward 24 | 167 | 167 | 0 |
| | City of KENOSHA Ward 25 | 359 | 358 | 1 |
| | City of KENOSHA Ward 26 | 116 | 116 | 0 |
| | City of KENOSHA Ward 27 | 39 | 39 | 0 |
| | City of KENOSHA Ward 28 | 74 | 74 | 0 |
| | City of KENOSHA Ward 29 | 27 | 27 | 0 |
| | City of KENOSHA Ward 30 | 104 | 103 | 1 |
| | City of KENOSHA Ward 31 | 156 | 156 | 0 |
| | City of KENOSHA Ward 32 | 77 | 77 | 0 |
| | City of KENOSHA Ward 33 | 240 | 240 | 0 |
| | City of KENOSHA Ward 34 | 184 | 184 | 0 |
| | City of KENOSHA Ward 35 | 3 | 3 | 0 |
| | City of KENOSHA Ward 36 | 119 | 118 | 1 |
| | City of KENOSHA Ward 37 | 104 | 103 | 1 |
| City of KENOSHA Ward 38 | 178 | 178 | 0 | |
| City of KENOSHA Ward 39 | 182 | 182 | 0 | |
| City of KENOSHA Ward 40 | 62 | 62 | 0 | |
| City of KENOSHA Ward 41 | 62 | 62 | 0 | |
| City of KENOSHA Ward 42 | 159 | 158 | 1 | |
| City of KENOSHA Ward 43 | 61 | 61 | 0 | |

WEC Canvass Reporting System

Ward by Ward Report

2022 Partisan Primary

| | | Total Votes Cast | DEM | |
|----------------|-------------------------|------------------|--------------|------------|
| | | | Tod Ohnstad | SCATTERING |
| KENOSHA | City of KENOSHA Ward 44 | 150 | 148 | 2 |
| | City of KENOSHA Ward 45 | 86 | 86 | 0 |
| | City of KENOSHA Ward 46 | 19 | 19 | 0 |
| | City of KENOSHA Ward 47 | 272 | 272 | 0 |
| | City of KENOSHA Ward 48 | 102 | 102 | 0 |
| | City of KENOSHA Ward 61 | 21 | 21 | 0 |
| | City of KENOSHA Ward 62 | 327 | 325 | 2 |
| | City of KENOSHA Ward 66 | 62 | 62 | 0 |
| | City of KENOSHA Ward 67 | 56 | 56 | 0 |
| | City of KENOSHA Ward 68 | 0 | 0 | 0 |
| | City of KENOSHA Ward 69 | 0 | 0 | 0 |
| | City of KENOSHA Ward 70 | 9 | 9 | 0 |
| | County Totals: | 4,093 | 4,084 | 9 |
| | Office Totals: | 4,093 | 4,084 | 9 |

WEC Canvass Reporting System

Ward by Ward Report

2022 Partisan Primary

REPRESENTATIVE TO THE ASSEMBLY DISTRICT 66 - Democratic

| | | Total Votes Cast | DEM | |
|---------------|-----------------------------|------------------|----------------|------------|
| | | | Greta Neubauer | SCATTERING |
| RACINE | Village of NORTH BAY Ward 1 | 39 | 39 | 0 |
| | City of RACINE Ward 1 | 20 | 20 | 0 |
| | City of RACINE Ward 2 | 149 | 148 | 1 |
| | City of RACINE Ward 3 | 65 | 65 | 0 |
| | City of RACINE Ward 4 | 314 | 314 | 0 |
| | City of RACINE Ward 5 | 65 | 65 | 0 |
| | City of RACINE Ward 6 | 81 | 81 | 0 |
| | City of RACINE Ward 7 | 73 | 73 | 0 |
| | City of RACINE Ward 8 | 61 | 61 | 0 |
| | City of RACINE Ward 9 | 106 | 106 | 0 |
| | City of RACINE Ward 10 | 123 | 123 | 0 |
| | City of RACINE Ward 11 | 237 | 237 | 0 |
| | City of RACINE Ward 12 | 250 | 250 | 0 |
| | City of RACINE Ward 13 | 121 | 121 | 0 |
| | City of RACINE Ward 14 | 87 | 86 | 1 |
| | City of RACINE Ward 16 | 85 | 85 | 0 |
| | City of RACINE Ward 17 | 106 | 105 | 1 |
| | City of RACINE Ward 18 | 60 | 60 | 0 |
| | City of RACINE Ward 19 | 73 | 69 | 4 |
| | City of RACINE Ward 20 | 90 | 90 | 0 |
| | City of RACINE Ward 23 | 17 | 17 | 0 |
| | City of RACINE Ward 24 | 48 | 47 | 1 |
| | City of RACINE Ward 25 | 34 | 33 | 1 |
| | City of RACINE Ward 29 | 202 | 201 | 1 |
| | City of RACINE Ward 30 | 198 | 197 | 1 |
| | City of RACINE Ward 32 | 83 | 83 | 0 |
| | City of RACINE Ward 33 | 72 | 72 | 0 |
| | City of RACINE Ward 34 | 136 | 136 | 0 |
| | City of RACINE Ward 35 | 3 | 3 | 0 |

WEC Canvass Reporting System

Ward by Ward Report

2022 Partisan Primary

| | | Total Votes Cast | DEM | |
|---------------|------------------------|------------------|----------------|------------|
| | | | Greta Neubauer | SCATTERING |
| RACINE | City of RACINE Ward 39 | 16 | 16 | 0 |
| | City of RACINE Ward 42 | 65 | 65 | 0 |
| | City of RACINE Ward 44 | 90 | 90 | 0 |
| | City of RACINE Ward 45 | 131 | 131 | 0 |
| | City of RACINE Ward 49 | 51 | 51 | 0 |
| | County Totals: | 3,351 | 3,340 | 11 |
| | Office Totals: | 3,351 | 3,340 | 11 |

WEC Canvass Reporting System

Ward by Ward Report

2022 Partisan Primary

REPRESENTATIVE TO THE ASSEMBLY DISTRICT 67 - Democratic

| | | Total Votes Cast | DEM | |
|-----------------------|-----------------------------------|------------------|------------------|------------|
| | | | Jason D. Bennett | SCATTERING |
| BARRON | VILLAGE OF NEW AUBURN Ward 2 | 0 | 0 | 0 |
| County Totals: | | 0 | 0 | 0 |
| CHIPPEWA | Town of ANSON Wards 1-3 | 135 | 135 | 0 |
| | Town of ARTHUR Ward 1 | 36 | 36 | 0 |
| | Town of AUBURN Ward 1 | 23 | 23 | 0 |
| | Town of BIRCH CREEK Ward 1 | 33 | 33 | 0 |
| | Town of BLOOMER Wards 1-2 | 34 | 34 | 0 |
| | Town of CLEVELAND Ward 1 | 30 | 30 | 0 |
| | Town of COLBURN Ward 1 | 41 | 41 | 0 |
| | Town of COOKS VALLEY Ward 1 | 20 | 20 | 0 |
| | Town of DELMAR Wards 1-2 | 28 | 28 | 0 |
| | Town of EAGLE POINT Wards 1-5 | 191 | 190 | 1 |
| | Town of EAGLE POINT Ward 5A | 0 | 0 | 0 |
| | Town of ESTELLA Wards 1-2 | 12 | 12 | 0 |
| | Town of GOETZ Ward 1 | 51 | 51 | 0 |
| | Town of HALLIE Ward 1 | 16 | 16 | 0 |
| | Town of HOWARD Ward 1 | 51 | 51 | 0 |
| | Town of LAKE HOLCOMBE Wards 1-2 | 65 | 65 | 0 |
| | Town of RUBY Ward 1 | 14 | 14 | 0 |
| | Town of SAMPSON Ward 1 | 59 | 59 | 0 |
| | Town of TILDEN Wards 1-3 | 92 | 92 | 0 |
| | Town of TILDEN Ward 3C | 0 | 0 | 0 |
| | Town of WHEATON Wards 1-3 | 195 | 195 | 0 |
| | Town of WOODMOHR Wards 1-2 | 52 | 52 | 0 |
| | Village of LAKE HALLIE Wards 1-10 | 421 | 421 | 0 |
| | Village of NEW AUBURN Wards 1,3 | 14 | 14 | 0 |
| | City of BLOOMER Wards 1-4 | 170 | 170 | 0 |
| | City of CHIPPEWA FALLS Wards 1-2 | 133 | 133 | 0 |
| | City of CHIPPEWA FALLS Ward 1A | 0 | 0 | 0 |

WEC Canvass Reporting System

Ward by Ward Report

2022 Partisan Primary

| | | Total Votes Cast | DEM | |
|-------------------|-------------------------------------|------------------|------------------|------------|
| | | | Jason D. Bennett | SCATTERING |
| CHIPPEWA | City of CHIPPEWA FALLS Wards 3,4,15 | 176 | 176 | 0 |
| | City of CHIPPEWA FALLS Wards 5-6 | 217 | 217 | 0 |
| | City of CHIPPEWA FALLS Wards 8-7 | 179 | 179 | 0 |
| | City of CHIPPEWA FALLS Wards 9-10 | 111 | 110 | 1 |
| | City of CHIPPEWA FALLS Ward 10A | 0 | 0 | 0 |
| | City of CHIPPEWA FALLS Wards 11-12 | 129 | 129 | 0 |
| | City of CHIPPEWA FALLS Wards 13-14 | 170 | 170 | 0 |
| | City of CORNELL Wards 1-4 | 69 | 69 | 0 |
| | CITY OF EAU CLAIRE Ward 16 | 126 | 126 | 0 |
| | CITY OF EAU CLAIRE Ward 40 | 0 | 0 | 0 |
| | CITY OF EAU CLAIRE Ward 41 | 30 | 30 | 0 |
| | CITY OF EAU CLAIRE Ward 64 | 0 | 0 | 0 |
| | City of STANLEY Ward 9 | 0 | 0 | 0 |
| | County Totals: | 3,123 | 3,121 | 2 |
| DUNN | Town of GRANT Wards 1-2 | 30 | 30 | 0 |
| | Town of OTTER CREEK Ward 1 | 28 | 28 | 0 |
| | Town of SAND CREEK Ward 1 | 26 | 26 | 0 |
| | County Totals: | 84 | 84 | 0 |
| EAU CLAIRE | Town of UNION Wards 1-5 | 211 | 211 | 0 |
| | City of EAU CLAIRE Ward 11 | 155 | 154 | 1 |
| | City of EAU CLAIRE Ward 36 | 61 | 61 | 0 |
| | City of EAU CLAIRE Ward 37 | 115 | 114 | 1 |
| | City of EAU CLAIRE Ward 44 | 0 | 0 | 0 |
| | City of EAU CLAIRE Ward 65 | 0 | 0 | 0 |
| | City of EAU CLAIRE Ward 68 | 0 | 0 | 0 |
| | County Totals: | 542 | 540 | 2 |
| | Office Totals: | 3,749 | 3,745 | 4 |

WEC Canvass Reporting System

Ward by Ward Report

2022 Partisan Primary

REPRESENTATIVE TO THE ASSEMBLY DISTRICT 68 - Democratic

| | | Total Votes Cast | DEM | |
|------------------------|---|------------------|------------|------------|
| | | | Nate Otto | SCATTERING |
| CHIPPEWA | Town of EDSON Wards 1-2 | 26 | 26 | 0 |
| | Town of LAFAYETTE Wards 1,2,3,4,5,6,7,8 | 477 | 477 | 0 |
| | Town of SIGEL Wards 1-2 | 40 | 40 | 0 |
| | Village of BOYD Ward 1 | 30 | 30 | 0 |
| | Village of CADOTT Wards 1,2 | 58 | 58 | 0 |
| | City of STANLEY Wards 1-6 | 83 | 82 | 1 |
| | County Totals: | 714 | 713 | 1 |
| CLARK | Town of BEAVER Ward 1 | 14 | 14 | 0 |
| | Town of BUTLER Ward 1 | 9 | 9 | 0 |
| | Town of EATON Wards 1-2 | 19 | 19 | 0 |
| | Town of FOSTER Ward 1 | 9 | 9 | 0 |
| | Town of GREEN GROVE Wards 1-2 | 13 | 13 | 0 |
| | Town of HENDREN Ward 1 | 13 | 13 | 0 |
| | Town of HIXON Wards 1-2 | 22 | 22 | 0 |
| | Town of HOARD Wards 1-2 | 19 | 19 | 0 |
| | Town of LONGWOOD Wards 1-3 | 21 | 21 | 0 |
| | Town of MEAD Ward 1 | 12 | 12 | 0 |
| | Town of MENTOR Ward 1 | 24 | 24 | 0 |
| | Town of RESEBURG Ward 1 | 12 | 12 | 0 |
| | Town of SEIF Ward 1 | 4 | 4 | 0 |
| | Town of THORP Wards 1-2 | 19 | 19 | 0 |
| | Town of WARNER Wards 1-2 | 16 | 16 | 0 |
| | Town of WESTON Ward 1 | 24 | 24 | 0 |
| | Town of WITHEE Wards 1-2 | 11 | 11 | 0 |
| | Town of WORDEN Ward 1 | 15 | 15 | 0 |
| | Village of CURTISS Ward 1 | 1 | 1 | 0 |
| | Village of WITHEE Ward 1 | 23 | 23 | 0 |
| | City of GREENWOOD Wards 1-2 | 44 | 44 | 0 |
| City of OWEN Wards 1-3 | 57 | 57 | 0 | |

WEC Canvass Reporting System

Ward by Ward Report

2022 Partisan Primary

| | | Total Votes Cast | DEM | |
|-----------------------|--|------------------|--------------|------------|
| | | | Nate Otto | SCATTERING |
| CLARK | CITY OF STANLEY Wards 7-8 | 2 | 2 | 0 |
| | City of THORP Wards 1-4 | 56 | 56 | 0 |
| | County Totals: | 459 | 459 | 0 |
| EAU CLAIRE | Town of BRIDGE CREEK Wards 1-3 | 79 | 78 | 1 |
| | Town of FAIRCHILD Ward 1 | 16 | 16 | 0 |
| | Town of LINCOLN Wards 1-2 | 70 | 70 | 0 |
| | Town of LUDINGTON Wards 1-2 | 53 | 53 | 0 |
| | Town of SEYMOUR Wards 1,2,3,4,5 | 262 | 262 | 0 |
| | Town of WASHINGTON Wards 1,6-9,13-15,18-19,21-22 | 355 | 355 | 0 |
| | Town of WILSON Ward 1 | 9 | 8 | 1 |
| | Village of FAIRCHILD Ward 1 | 18 | 18 | 0 |
| | Village of FALL CREEK Wards 1-2 | 95 | 93 | 2 |
| | VILLAGE OF LAKE HALLIE Ward 11 | 0 | 0 | 0 |
| | City of ALTOONA Wards 1-14 | 759 | 756 | 3 |
| | City of AUGUSTA Wards 1-5 | 54 | 54 | 0 |
| | City of EAU CLAIRE Ward 18 | 111 | 111 | 0 |
| | City of EAU CLAIRE Ward 38 | 76 | 76 | 0 |
| | City of EAU CLAIRE Ward 39 | 143 | 142 | 1 |
| | City of EAU CLAIRE Ward 49 | 51 | 51 | 0 |
| | City of EAU CLAIRE Ward 66 | 22 | 22 | 0 |
| | City of EAU CLAIRE Ward 69 | 4 | 4 | 0 |
| | City of EAU CLAIRE Ward 71 | 0 | 0 | 0 |
| | County Totals: | 2,177 | 2,169 | 8 |
| Office Totals: | 3,350 | 3,341 | 9 | |

WEC Canvass Reporting System

Ward by Ward Report

2022 Partisan Primary

REPRESENTATIVE TO THE ASSEMBLY DISTRICT 69 - Democratic

| | | Total Votes Cast | DEM | |
|----------------------------|----------------------------------|------------------|------------|------------|
| | | | Lisa Boero | SCATTERING |
| CLARK | Town of COLBY Wards 1-3 | 15 | 15 | 0 |
| | Town of DEWHURST Ward 1 | 18 | 18 | 0 |
| | Town of FREMONT Wards 1-2 | 28 | 28 | 0 |
| | Town of GRANT Ward 1 | 21 | 21 | 0 |
| | Town of HEWETT Wards 1-2 | 17 | 17 | 0 |
| | Town of LEVIS Wards 1-2 | 18 | 18 | 0 |
| | Town of LOYAL Ward 1 | 10 | 10 | 0 |
| | Town of LYNN Wards 1-2 | 16 | 16 | 0 |
| | Town of MAYVILLE Wards 1-2 | 19 | 19 | 0 |
| | Town of PINE VALLEY Wards 1-2 | 58 | 58 | 0 |
| | Town of SHERMAN Wards 1-2 | 21 | 21 | 0 |
| | Town of SHERWOOD Ward 1 | 17 | 17 | 0 |
| | Town of UNITY Ward 1 | 14 | 14 | 0 |
| | Town of WASHBURN Ward 1 | 7 | 7 | 0 |
| | Town of YORK Wards 1-2 | 20 | 20 | 0 |
| | Village of DORCHESTER Ward 1 | 18 | 18 | 0 |
| | Village of GRANTON Ward 1 | 14 | 14 | 0 |
| | VILLAGE OF UNITY Ward 2 | 5 | 5 | 0 |
| | City of ABBOTSFORD Wards 2,3,4,5 | 57 | 57 | 0 |
| | City of COLBY Wards 2,3 | 39 | 39 | 0 |
| | City of LOYAL Wards 1-2 | 55 | 55 | 0 |
| | City of NEILLSVILLE Ward 1 | 18 | 18 | 0 |
| City of NEILLSVILLE Ward 2 | 43 | 43 | 0 | |
| City of NEILLSVILLE Ward 3 | 33 | 33 | 0 | |
| City of NEILLSVILLE Ward 4 | 13 | 13 | 0 | |
| City of NEILLSVILLE Ward 5 | 13 | 13 | 0 | |
| County Totals: | | 607 | 607 | 0 |
| JACKSON | Town of ADAMS Wards 1-3 | 132 | 132 | 0 |
| | Town of BROCKWAY Wards 1-6 | 132 | 132 | 0 |

WEC Canvass Reporting System

Ward by Ward Report

2022 Partisan Primary

| | | Total Votes Cast | DEM | |
|-----------------------|-----------------------------------|------------------|------------|------------|
| | | | Lisa Boero | SCATTERING |
| JACKSON | Town of KOMENSKY Ward 1 | 37 | 37 | 0 |
| | City of BLACK RIVER FALLS Ward 1 | 83 | 83 | 0 |
| | City of BLACK RIVER FALLS Ward 2 | 75 | 75 | 0 |
| | City of BLACK RIVER FALLS Ward 3 | 35 | 35 | 0 |
| | City of BLACK RIVER FALLS Ward 4 | 60 | 60 | 0 |
| County Totals: | | 554 | 554 | 0 |
| MARATHON | Town of BRIGHTON Wards 1-2 | 15 | 15 | 0 |
| | Town of CLEVELAND Wards 1-2 | 48 | 48 | 0 |
| | Town of EAU PLEINE Ward 1 | 33 | 33 | 0 |
| | Town of FRANKFORT Ward 1 | 16 | 16 | 0 |
| | Town of HULL Ward 1 | 15 | 15 | 0 |
| | Town of MCMILLAN Wards 1-3 | 130 | 130 | 0 |
| | Town of SPENCER Wards 1-2 | 50 | 50 | 0 |
| | Town of WIEN Ward 1 | 21 | 21 | 0 |
| | VILLAGE OF DORCHESTER Ward 2 | 0 | 0 | 0 |
| | Village of EDGAR Ward 3 | 0 | 0 | 0 |
| | Village of FENWOOD Ward 1 | 5 | 5 | 0 |
| | Village of SPENCER Wards 1-3 | 80 | 80 | 0 |
| | Village of STRATFORD Wards 1-2 | 65 | 65 | 0 |
| | Village of UNITY Ward 1 | 2 | 2 | 0 |
| | CITY OF ABBOTSFORD Ward 1 | 13 | 12 | 1 |
| | CITY OF COLBY Ward 1 | 17 | 17 | 0 |
| | CITY OF MARSHFIELD Wards 12,16,19 | 59 | 59 | 0 |
| County Totals: | | 569 | 568 | 1 |
| WOOD | Town of CAMERON Ward 1 | 22 | 22 | 0 |
| | Town of CARY Ward 1 | 28 | 28 | 0 |
| | Town of LINCOLN Wards 1-2 | 85 | 85 | 0 |
| | Town of ROCK Ward 1 | 42 | 42 | 0 |
| | City of MARSHFIELD Wards 1,11 | 87 | 87 | 0 |
| | City of MARSHFIELD Ward 2 | 89 | 89 | 0 |

WEC Canvass Reporting System

Ward by Ward Report

2022 Partisan Primary

| | Total Votes Cast | DEM | |
|---|------------------|--------------|------------|
| | | Lisa Boero | SCATTERING |
| WOOD City of MARSHFIELD Wards 3,13 | 208 | 208 | 0 |
| City of MARSHFIELD Wards 4,14 | 192 | 192 | 0 |
| City of MARSHFIELD Wards 5,15 | 121 | 121 | 0 |
| City of MARSHFIELD Ward 6 | 93 | 93 | 0 |
| City of MARSHFIELD Wards 7,17 | 111 | 111 | 0 |
| City of MARSHFIELD Wards 9,21 | 79 | 79 | 0 |
| County Totals: | 1,157 | 1,157 | 0 |
| Office Totals: | 2,887 | 2,886 | 1 |

WEC Canvass Reporting System

Ward by Ward Report

2022 Partisan Primary

REPRESENTATIVE TO THE ASSEMBLY DISTRICT 70 - Democratic

| | | Total Votes Cast | DEM | |
|------------------------------|---------------------------------|------------------|--------------|------------|
| | | | Remy Gomez | SCATTERING |
| JACKSON | Town of BEAR BLUFF Ward 1 | 1 | 1 | 0 |
| | Town of CITY POINT Ward 1 | 18 | 18 | 0 |
| | Town of KNAPP Ward 1 | 21 | 21 | 0 |
| | Town of MANCHESTER Ward 1 | 55 | 55 | 0 |
| | Town of MILLSTON Wards 1-2 | 13 | 13 | 0 |
| County Totals: | | 108 | 108 | 0 |
| LA CROSSE | Town of BURNS Wards 1-2 | 60 | 59 | 1 |
| | Village of ROCKLAND Ward 1 | 59 | 59 | 0 |
| | County Totals: | 119 | 118 | 1 |
| MONROE | Town of BYRON Wards 1-2 | 45 | 45 | 0 |
| | Town of GRANT Ward 1 | 15 | 15 | 0 |
| | Town of GREENFIELD Wards 1-2 | 41 | 41 | 0 |
| | Town of LA GRANGE Wards 1-2 | 97 | 97 | 0 |
| | Town of LA GRANGE Wards 3-4 | 8 | 8 | 0 |
| | Town of LINCOLN Ward 1 | 25 | 25 | 0 |
| | Town of LITTLE FALLS Wards 1-2 | 67 | 67 | 0 |
| | Town of NEW LYME Ward 1 | 11 | 11 | 0 |
| | Town of SCOTT Ward 1 | 2 | 2 | 0 |
| | Town of SPARTA Wards 1,2,3,4,5 | 216 | 216 | 0 |
| | VILLAGE OF ROCKLAND Ward 2 | 0 | 0 | 0 |
| | Village of WARRENS Ward 1 | 17 | 17 | 0 |
| | Village of WYEVILLE Ward 1 | 7 | 7 | 0 |
| | City of SPARTA Wards 1-5 | 340 | 340 | 0 |
| | City of SPARTA Wards 6-13 | 270 | 269 | 1 |
| | City of TOMAH Wards 1-5,6-16,20 | 495 | 493 | 2 |
| City of TOMAH Wards 17-19,21 | 3 | 3 | 0 | |
| County Totals: | | 1,659 | 1,656 | 3 |
| PORTAGE | Town of CARSON Wards 1-2 | 109 | 109 | 0 |

WEC Canvass Reporting System

Ward by Ward Report

2022 Partisan Primary

| | | Total Votes Cast | DEM | |
|-----------------------|---------------------------------|------------------|--------------|------------|
| | | | Remy Gomez | SCATTERING |
| PORTAGE | Town of DEWEY Ward 1 | 90 | 90 | 0 |
| | Town of EAU PLEINE Wards 1-2 | 81 | 81 | 0 |
| | Town of HULL Wards 1-3 | 204 | 203 | 1 |
| | Town of HULL Wards 4-5,7 | 215 | 215 | 0 |
| | Town of SHARON Wards 1-3 | 172 | 172 | 0 |
| | Village of JUNCTION CITY Ward 1 | 27 | 27 | 0 |
| | VILLAGE OF MILLADORE Ward 2 | 0 | 0 | 0 |
| County Totals: | | 898 | 897 | 1 |
| WOOD | Town of ARPIN Wards 1,2 | 32 | 32 | 0 |
| | Town of CRANMOOR Ward 1 | 8 | 8 | 0 |
| | Town of DEXTER Ward 1 | 18 | 18 | 0 |
| | Town of HANSEN Ward 1 | 27 | 27 | 0 |
| | Town of HILES Ward 1 | 10 | 10 | 0 |
| | Town of MILLADORE Ward 1 | 38 | 38 | 0 |
| | Town of PORT EDWARDS Wards 1-4 | 87 | 87 | 0 |
| | Town of REMINGTON Ward 1 | 11 | 11 | 0 |
| | Town of RICHFIELD Wards 1-3 | 61 | 61 | 0 |
| | Town of RUDOLPH Wards 1-2 | 67 | 67 | 0 |
| | Town of SENECA Wards 1-4 | 57 | 57 | 0 |
| | Town of SHERRY Ward 1 | 28 | 28 | 0 |
| | Town of SIGEL Wards 1,2 | 64 | 64 | 0 |
| | Town of WOOD Ward 1 | 23 | 22 | 1 |
| | Village of ARPIN Ward 1 | 14 | 14 | 0 |
| | Village of MILLADORE Ward 1 | 16 | 16 | 0 |
| | Village of RUDOLPH Ward 1 | 28 | 28 | 0 |
| | Village of VESPER Ward 1 | 20 | 20 | 0 |
| | City of NEKOOSA Wards 1-4 | 115 | 115 | 0 |
| | City of PITTSVILLE Ward 1 | 34 | 34 | 0 |
| County Totals: | | 758 | 757 | 1 |
| Office Totals: | | 3,542 | 3,536 | 6 |

WEC Canvass Reporting System

Ward by Ward Report

2022 Partisan Primary

REPRESENTATIVE TO THE ASSEMBLY DISTRICT 71 - Democratic

| | | Total Votes Cast | DEM | |
|----------------|------------------------------------|------------------|-------------------|------------|
| | | | Katrina Shankland | SCATTERING |
| PORTAGE | Town of ALBAN Ward 1 | 78 | 78 | 0 |
| | Town of ALMOND Wards 1-2 | 62 | 61 | 1 |
| | Town of AMHERST Wards 1-2 | 173 | 172 | 1 |
| | Town of BELMONT Ward 1 | 56 | 56 | 0 |
| | Town of BUENA VISTA Wards 1-2 | 98 | 98 | 0 |
| | Town of GRANT Wards 1-3 | 115 | 115 | 0 |
| | Town of HULL Wards 6,8 | 189 | 189 | 0 |
| | Town of LANARK Wards 1-2 | 173 | 173 | 0 |
| | Town of LINWOOD Wards 1-2 | 119 | 119 | 0 |
| | Town of NEW HOPE Ward 1 | 151 | 151 | 0 |
| | Town of PLOVER Wards 1-3 | 114 | 114 | 0 |
| | Town of STOCKTON Wards 1-5 | 331 | 329 | 2 |
| | Village of ALMOND Ward 1 | 28 | 28 | 0 |
| | Village of AMHERST Wards 1-2 | 118 | 118 | 0 |
| | Village of AMHERST JUNCTION Ward 1 | 42 | 42 | 0 |
| | Village of NELSONVILLE Ward 1 | 40 | 40 | 0 |
| | Village of PARK RIDGE Ward 1 | 143 | 143 | 0 |
| | Village of PLOVER Wards 1-3,5 | 600 | 599 | 1 |
| | Village of PLOVER Wards 4,6,10 | 485 | 483 | 2 |
| | Village of PLOVER Wards 7-9 | 329 | 328 | 1 |
| | Village of ROSHOLT Ward 1 | 27 | 27 | 0 |
| | Village of WHITING Wards 1-4 | 252 | 252 | 0 |
| | City of STEVENS POINT Wards 1-3 | 342 | 342 | 0 |
| | City of STEVENS POINT Wards 4-6 | 310 | 309 | 1 |
| | City of STEVENS POINT Wards 7-9 | 236 | 235 | 1 |
| | City of STEVENS POINT Wards 10-12 | 304 | 304 | 0 |
| | City of STEVENS POINT Wards 13-15 | 410 | 410 | 0 |
| | City of STEVENS POINT Wards 16-18 | 477 | 477 | 0 |
| | City of STEVENS POINT Wards 19-21 | 275 | 275 | 0 |

WEC Canvass Reporting System

Ward by Ward Report

2022 Partisan Primary

| | | Total Votes Cast | DEM | |
|----------------|-----------------------------------|------------------|-------------------|------------|
| | | | Katrina Shankland | SCATTERING |
| PORTAGE | City of STEVENS POINT Wards 22-24 | 438 | 438 | 0 |
| | City of STEVENS POINT Wards 25-27 | 360 | 360 | 0 |
| | City of STEVENS POINT Wards 28-30 | 354 | 354 | 0 |
| | City of STEVENS POINT Wards 31-33 | 143 | 143 | 0 |
| | County Totals: | 7,372 | 7,362 | 10 |
| | Office Totals: | 7,372 | 7,362 | 10 |

WEC Canvass Reporting System

Ward by Ward Report

2022 Partisan Primary

REPRESENTATIVE TO THE ASSEMBLY DISTRICT 72 - Democratic

| | | Total Votes Cast | DEM | |
|-----------------|-----------------------------------|------------------|-----------------|------------|
| | | | Criste Greening | SCATTERING |
| ADAMS | Town of BIG FLATS Wards 1-2 | 47 | 47 | 0 |
| | Town of COLBURN Ward 1 | 22 | 21 | 1 |
| | Town of LEOLA Ward 1 | 8 | 8 | 0 |
| | Town of MONROE Ward 1 | 41 | 41 | 0 |
| | Town of PRESTON Wards 1-2 | 82 | 82 | 0 |
| | Town of RICHFIELD Ward 1 | 12 | 12 | 0 |
| | Town of ROME Wards 1,2,3,4 | 316 | 316 | 0 |
| | Town of STRONGS PRAIRIE Wards 1,2 | 81 | 81 | 0 |
| | County Totals: | 609 | 608 | 1 |
| PORTAGE | Town of PINE GROVE Wards 1-2 | 45 | 45 | 0 |
| | County Totals: | 45 | 45 | 0 |
| WAUSHARA | Town of COLOMA Ward 1 | 33 | 33 | 0 |
| | Town of DAKOTA Wards 1-2 | 47 | 47 | 0 |
| | Town of DEERFIELD Ward 1 | 56 | 56 | 0 |
| | Town of HANCOCK Ward 1 | 20 | 20 | 0 |
| | Town of MARION Wards 1-4 | 129 | 129 | 0 |
| | Town of MOUNT MORRIS Wards 1-2 | 66 | 66 | 0 |
| | Town of OASIS Ward 1 | 21 | 21 | 0 |
| | Town of PLAINFIELD Ward 1 | 16 | 16 | 0 |
| | Town of RICHFORD Wards 1-2 | 15 | 15 | 0 |
| | Town of ROSE Wards 1-2 | 37 | 37 | 0 |
| | Town of WAUTOMA Wards 1-3 | 66 | 66 | 0 |
| | Village of COLOMA Ward 1 | 12 | 12 | 0 |
| | Village of HANCOCK Ward 1 | 19 | 19 | 0 |
| | Village of LOHRVILLE Ward 1 | 13 | 13 | 0 |
| | Village of PLAINFIELD Ward 1 | 26 | 26 | 0 |
| | Village of REDGRANITE Wards 1,2 | 31 | 31 | 0 |
| | Village of WILD ROSE Ward 1 | 52 | 52 | 0 |

WEC Canvass Reporting System

Ward by Ward Report

2022 Partisan Primary

| | | Total Votes Cast | DEM | |
|-----------------|--------------------------------------|------------------|-----------------|------------|
| | | | Criste Greening | SCATTERING |
| WAUSHARA | City of WAUTOMA Wards 1-3 | 76 | 76 | 0 |
| | County Totals: | 735 | 735 | 0 |
| WOOD | Town of GRAND RAPIDS Wards 1-11 | 583 | 583 | 0 |
| | Town of SARATOGA Wards 1-9 | 299 | 299 | 0 |
| | Village of BIRON Ward 1 | 57 | 56 | 1 |
| | Village of PORT EDWARDS Wards 1-3 | 126 | 126 | 0 |
| | City of WISCONSIN RAPIDS Wards 1-4 | 98 | 98 | 0 |
| | City of WISCONSIN RAPIDS Wards 5-7 | 107 | 106 | 1 |
| | City of WISCONSIN RAPIDS Wards 8-10 | 144 | 143 | 1 |
| | City of WISCONSIN RAPIDS Wards 11-13 | 152 | 152 | 0 |
| | City of WISCONSIN RAPIDS Wards 14-16 | 95 | 95 | 0 |
| | City of WISCONSIN RAPIDS Wards 17-20 | 155 | 155 | 0 |
| | City of WISCONSIN RAPIDS Wards 21-24 | 169 | 169 | 0 |
| | City of WISCONSIN RAPIDS Wards 25-27 | 194 | 194 | 0 |
| | County Totals: | 2,179 | 2,176 | 3 |
| | Office Totals: | 3,568 | 3,564 | 4 |

WEC Canvass Reporting System

Ward by Ward Report

2022 Partisan Primary

REPRESENTATIVE TO THE ASSEMBLY DISTRICT 73 - Democratic

| | | Total Votes Cast | DEM | |
|---------------------------------|-------------------------------|------------------|-----------------|------------|
| | | | Laura R. Gapske | SCATTERING |
| BURNETT | Town of ANDERSON Ward 1 | 19 | 19 | 0 |
| | Town of BLAINE Ward 1 | 12 | 12 | 0 |
| | Town of DANIELS Ward 1 | 34 | 34 | 0 |
| | Town of DEWEY Ward 1 | 17 | 17 | 0 |
| | Town of GRANTSBURG Wards 1-3 | 36 | 36 | 0 |
| | Town of JACKSON Wards 1-2 | 88 | 88 | 0 |
| | Town of LA FOLLETTE Wards 1-2 | 36 | 36 | 0 |
| | Town of LINCOLN Ward 1 | 7 | 7 | 0 |
| | Town of MEENON Wards 1-3 | 56 | 56 | 0 |
| | Town of OAKLAND Wards 1-2 | 83 | 83 | 0 |
| | Town of ROOSEVELT Ward 1 | 6 | 6 | 0 |
| | Town of RUSK Wards 1-2 | 30 | 30 | 0 |
| | Town of SAND LAKE Wards 1-2 | 32 | 32 | 0 |
| | Town of SCOTT Wards 1-2 | 54 | 54 | 0 |
| | Town of SIREN Wards 1-3 | 56 | 56 | 0 |
| | Town of SWISS Ward 1 | 65 | 65 | 0 |
| | Town of TRADE LAKE Wards 1-2 | 58 | 58 | 0 |
| | Town of UNION Ward 1 | 23 | 23 | 0 |
| | Town of WEBB LAKE Ward 1 | 35 | 35 | 0 |
| | Town of WEST MARSHLAND Ward 1 | 18 | 18 | 0 |
| Town of WOOD RIVER Wards 1,2 | 38 | 38 | 0 | |
| Village of GRANTSBURG Wards 1,2 | 63 | 63 | 0 | |
| Village of SIREN Wards 1-2 | 36 | 36 | 0 | |
| Village of WEBSTER Ward 1 | 33 | 33 | 0 | |
| | County Totals: | 935 | 935 | 0 |
| DOUGLAS | Town of AMNICON Wards 1-2 | 172 | 172 | 0 |
| | Town of BRULE Ward 1 | 117 | 117 | 0 |
| | Town of CLOVERLAND Ward 1 | 17 | 17 | 0 |
| | Town of DAIRYLAND Ward 1 | 10 | 10 | 0 |

WEC Canvass Reporting System

Ward by Ward Report

2022 Partisan Primary

| | | Total Votes Cast | DEM | |
|------------------------------|-------------------------------------|------------------|-----------------|------------|
| | | | Laura R. Gapske | SCATTERING |
| DOUGLAS | Town of LAKESIDE Ward 1 | 76 | 75 | 1 |
| | Town of MAPLE Ward 1 | 105 | 105 | 0 |
| | Town of OAKLAND Wards 1-2 | 145 | 145 | 0 |
| | Town of PARKLAND Wards 1-2 | 133 | 133 | 0 |
| | Town of SUMMIT Wards 1-2 | 137 | 137 | 0 |
| | Town of SUPERIOR Wards 1-3 | 268 | 266 | 2 |
| | Village of LAKE NEBAGAMON Wards 1-2 | 139 | 138 | 1 |
| | Village of OLIVER Ward 1 | 63 | 63 | 0 |
| | Village of POPLAR Ward 1 | 58 | 58 | 0 |
| | Village of SUPERIOR Ward 1 | 107 | 106 | 1 |
| | City of SUPERIOR Wards 1-5 | 623 | 620 | 3 |
| | City of SUPERIOR Wards 6-10 | 616 | 615 | 1 |
| | City of SUPERIOR Wards 11-16 | 594 | 589 | 5 |
| | City of SUPERIOR Wards 17-22 | 673 | 668 | 5 |
| City of SUPERIOR Wards 23-28 | 325 | 321 | 4 | |
| | County Totals: | 4,378 | 4,355 | 23 |
| WASHBURN | Town of BROOKLYN Wards 1-2 | 25 | 25 | 0 |
| | Town of CASEY Ward 1 | 43 | 43 | 0 |
| | Town of CHICOG Ward 1 | 31 | 31 | 0 |
| | Town of FROG CREEK Ward 1 | 8 | 8 | 0 |
| | Town of GULL LAKE Ward 1 | 15 | 15 | 0 |
| | Town of MINONG Wards 1-2 | 68 | 68 | 0 |
| | Town of STINNETT Ward 1 | 6 | 6 | 0 |
| | Town of TREGO Wards 1-2 | 58 | 58 | 0 |
| | Village of MINONG Ward 1 | 25 | 25 | 0 |
| | County Totals: | 279 | 279 | 0 |
| | Office Totals: | 5,592 | 5,569 | 23 |

WEC Canvass Reporting System

Ward by Ward Report

2022 Partisan Primary

REPRESENTATIVE TO THE ASSEMBLY DISTRICT 74 - Democratic

| | | Total Votes Cast | DEM | |
|---------------------------|----------------------------------|------------------|--------------|------------|
| | | | John Adams | SCATTERING |
| ASHLAND | Town of AGENDA Ward 1 | 31 | 31 | 0 |
| | Town of ASHLAND Ward 1 | 66 | 66 | 0 |
| | Town of CHIPPEWA Ward 1 | 19 | 19 | 0 |
| | Town of GINGLES Wards 1-2 | 87 | 87 | 0 |
| | Town of GORDON Ward 1 | 34 | 34 | 0 |
| | Town of JACOBS Wards 1-2 | 27 | 27 | 0 |
| | Town of LA POINTE Ward 1 | 85 | 85 | 0 |
| | Town of MARENGO Ward 1 | 49 | 49 | 0 |
| | Town of MORSE Wards 1-2 | 50 | 50 | 0 |
| | Town of PEEKSVILLE Ward 1 | 13 | 13 | 0 |
| | Town of SANBORN Wards 1-2 | 50 | 50 | 0 |
| | Town of SHANAGOLDEN Ward 1 | 12 | 12 | 0 |
| | Town of WHITE RIVER Wards 1-2 | 35 | 35 | 0 |
| | Village of BUTTERNUT Ward 1 | 35 | 35 | 0 |
| | City of ASHLAND Wards 1-8,11 | 417 | 417 | 0 |
| | City of ASHLAND Wards 9-10,12-21 | 499 | 496 | 3 |
| City of MELLEN Ward 1 | 81 | 81 | 0 | |
| | County Totals: | 1,590 | 1,587 | 3 |
| BAYFIELD | Town of BARKSDALE Wards 1-2 | 110 | 110 | 0 |
| | Town of BARNES Ward 1 | 127 | 127 | 0 |
| | Town of BAYFIELD Wards 1-2 | 180 | 180 | 0 |
| | Town of BAYVIEW Ward 1 | 107 | 106 | 1 |
| | Town of BELL Ward 1 | 85 | 85 | 0 |
| | Town of CABLE Ward 1 | 114 | 114 | 0 |
| | Town of CLOVER Ward 1 | 66 | 66 | 0 |
| | Town of DELTA Ward 1 | 59 | 57 | 2 |
| | Town of DRUMMOND Wards 1-2 | 80 | 80 | 0 |
| | Town of EILEEN Wards 1-2 | 66 | 66 | 0 |
| Town of GRAND VIEW Ward 1 | 84 | 84 | 0 | |

WEC Canvass Reporting System

Ward by Ward Report

2022 Partisan Primary

| | | Total Votes Cast | DEM | |
|-----------------------|---------------------------------|------------------|------------|------------|
| | | | John Adams | SCATTERING |
| BAYFIELD | Town of HUGHES Ward 1 | 69 | 68 | 1 |
| | Town of IRON RIVER Wards 1-2 | 176 | 175 | 1 |
| | Town of KELLY Ward 1 | 37 | 37 | 0 |
| | Town of KEYSTONE Ward 1 | 27 | 27 | 0 |
| | Town of LINCOLN Ward 1 | 43 | 41 | 2 |
| | Town of MASON Ward 1 | 30 | 30 | 0 |
| | Town of NAMAKAGON Ward 1 | 35 | 35 | 0 |
| | Town of ORIENTA Ward 1 | 21 | 21 | 0 |
| | Town of OULU Ward 1 | 70 | 70 | 0 |
| | Town of PILSEN Ward 1 | 36 | 36 | 0 |
| | Town of PORT WING Ward 1 | 82 | 82 | 0 |
| | Town of RUSSELL Wards 1-3 | 110 | 110 | 0 |
| | Town of TRIPP Ward 1 | 32 | 32 | 0 |
| | Town of WASHBURN Wards 1-2 | 135 | 134 | 1 |
| | Village of MASON Ward 1 | 13 | 13 | 0 |
| | CITY OF ASHLAND Ward 22 | 0 | 0 | 0 |
| | City of BAYFIELD Ward 1 | 159 | 159 | 0 |
| | City of WASHBURN Wards 1-5 | 442 | 442 | 0 |
| County Totals: | 2,595 | 2,587 | 8 | |
| DOUGLAS | Town of BENNETT Ward 1 | 61 | 61 | 0 |
| | Town of GORDON Ward 1 | 59 | 58 | 1 |
| | Town of HAWTHORNE Wards 1-2 | 101 | 98 | 3 |
| | Town of HIGHLAND Ward 1 | 45 | 45 | 0 |
| | Town of SOLON SPRINGS Wards 1,2 | 93 | 93 | 0 |
| | Town of WASCOTT Ward 1 | 96 | 96 | 0 |
| | Village of SOLON SPRINGS Ward 1 | 61 | 61 | 0 |
| County Totals: | 516 | 512 | 4 | |
| IRON | Town of ANDERSON Ward 1 | 7 | 7 | 0 |
| | Town of CAREY Ward 1 | 7 | 7 | 0 |
| | Town of GURNEY Ward 1 | 18 | 18 | 0 |

WEC Canvass Reporting System

Ward by Ward Report

2022 Partisan Primary

| | | Total Votes Cast | DEM | |
|-----------------------|------------------------------|------------------|------------|------------|
| | | | John Adams | SCATTERING |
| IRON | Town of KIMBALL Ward 1 | 30 | 30 | 0 |
| | Town of KNIGHT Ward 1 | 17 | 17 | 0 |
| | Town of MERCER Wards 1-4 | 123 | 123 | 0 |
| | Town of OMA Ward 1 | 37 | 37 | 0 |
| | Town of PENCE Ward 1 | 22 | 22 | 0 |
| | Town of SAXON Ward 1 | 22 | 22 | 0 |
| | Town of SHERMAN Ward 1 | 31 | 31 | 0 |
| | City of HURLEY Ward 1 | 18 | 18 | 0 |
| | City of HURLEY Ward 2 | 28 | 28 | 0 |
| | City of HURLEY Ward 3 | 18 | 18 | 0 |
| | City of HURLEY Ward 4 | 28 | 28 | 0 |
| | City of MONTREAL Wards 1-2 | 64 | 64 | 0 |
| County Totals: | | 470 | 470 | 0 |
| PRICE | Town of CATAWBA Ward 1 | 8 | 8 | 0 |
| | Town of EISENSTEIN Wards 1-2 | 42 | 42 | 0 |
| | Town of ELK Wards 1-2 | 75 | 75 | 0 |
| | Town of EMERY Ward 1 | 21 | 21 | 0 |
| | Town of FIFIELD Ward 1 | 39 | 39 | 0 |
| | Town of FIFIELD Ward 2 | 33 | 33 | 0 |
| | Town of FLAMBEAU Ward 1 | 45 | 45 | 0 |
| | Town of GEORGETOWN Ward 1 | 11 | 11 | 0 |
| | Town of HACKETT Ward 1 | 11 | 11 | 0 |
| | Town of HARMONY Ward 1 | 6 | 6 | 0 |
| | Town of HILL Ward 1 | 12 | 12 | 0 |
| | Town of KENNAN Ward 1 | 9 | 9 | 0 |
| | Town of KNOX Ward 1 | 29 | 29 | 0 |
| | Town of LAKE Wards 1-2 | 104 | 104 | 0 |
| | Town of OGEMA Wards 1-2 | 24 | 24 | 0 |
| | Town of PRENTICE Ward 1 | 25 | 25 | 0 |
| | Town of SPIRIT Ward 1 | 15 | 15 | 0 |

WEC Canvass Reporting System

Ward by Ward Report

2022 Partisan Primary

| | | Total Votes Cast | DEM | |
|---------------|------------------------------|------------------|--------------|------------|
| | | | John Adams | SCATTERING |
| PRICE | Town of WORCESTER Wards 1-3 | 81 | 81 | 0 |
| | Village of CATAWBA Ward 1 | 13 | 13 | 0 |
| | Village of KENNAN Ward 1 | 8 | 8 | 0 |
| | Village of PRENTICE Ward 1 | 21 | 21 | 0 |
| | City of PARK FALLS Wards 1-7 | 140 | 140 | 0 |
| | City of PHILLIPS Wards 1-4 | 87 | 87 | 0 |
| | County Totals: | 859 | 859 | 0 |
| SAWYER | Town of LENROOT Wards 1-2 | 114 | 114 | 0 |
| | Town of SPIDER LAKE Ward 1 | 34 | 34 | 0 |
| | County Totals: | 148 | 148 | 0 |
| | Office Totals: | 6,178 | 6,163 | 15 |

WEC Canvass Reporting System

Ward by Ward Report

2022 Partisan Primary

REPRESENTATIVE TO THE ASSEMBLY DISTRICT 75 - Democratic

| | Total Votes Cast | SCATTERING |
|--|---------------------|------------|
| BARRON Town of ALMENA Wards 1-2 | 3 | 3 |
| Town of ARLAND Ward 1 | 1 | 1 |
| Town of BARRON Wards 1-2 | 0 | 0 |
| Town of BEAR LAKE Ward 1 | 9 | 9 |
| Town of CEDAR LAKE Wards 1-2 | 9 | 9 |
| Town of CHETEK Wards 1-3 | 0 | 0 |
| Town of CLINTON Ward 1 | 0 | 0 |
| Town of CRYSTAL LAKE Ward 1 | 3 | 3 |
| Town of CUMBERLAND Ward 1 | 5 | 5 |
| Town of DALLAS Wards 1-2 | 2 | 2 |
| Town of DOVRE Ward 1 | 6 | 6 |
| Town of DOYLE Wards 1-2 | 2 | 2 |
| Town of LAKELAND Wards 1-2 | 0 | 0 |
| Town of MAPLE GROVE Wards 1-2 | 0 | 0 |
| Town of MAPLE PLAIN Ward 1 | 0 | 0 |
| Town of OAK GROVE Wards 1-2 | 3 | 3 |
| Town of PRAIRIE FARM Wards 1-2 | 0 | 0 |
| Town of PRAIRIE LAKE Wards 1-2 | 0 | 0 |
| Town of RICE LAKE Wards 1-4 | 15 | 15 |
| Town of SIOUX CREEK Ward 1 | 0 | 0 |
| Town of STANFOLD Ward 1 | 3 | 3 |
| Town of STANLEY Wards 1-4 | 7 | 7 |
| Town of SUMNER Ward 1 | 5 | 5 |
| Town of TURTLE LAKE Ward 1 | 6 | 6 |
| Town of VANCE CREEK Ward 1 | 3 | 3 |
| Village of ALMENA Ward 1 | 0 | 0 |
| Village of CAMERON Wards 1-3 | 9 | 9 |
| Village of DALLAS Ward 1 | 0 | 0 |
| Village of HAUGEN Ward 1 | 0 | 0 |

WEC Canvass Reporting System

Ward by Ward Report

2022 Partisan Primary

| | | Total Votes Cast | SCATTERING |
|-----------------|--------------------------------|---------------------|------------|
| BARRON | Village of PRAIRIE FARM Ward 1 | 3 | 3 |
| | Village of TURTLE LAKE Ward 1 | 0 | 0 |
| | City of BARRON Wards 1-7 | 0 | 0 |
| | City of CHETEK Wards 1-4 | 7 | 7 |
| | City of CUMBERLAND Wards 1-5 | 0 | 0 |
| | City of RICE LAKE Wards 1-15 | 32 | 32 |
| | County Totals: | 133 | 133 |
| POLK | VILLAGE OF TURTLE LAKE Ward 2 | 0 | 0 |
| | County Totals: | 0 | 0 |
| WASHBURN | Town of BARRONETT Ward 1 | 0 | 0 |
| | Town of BASHAW Wards 1,2 | 2 | 2 |
| | Town of BASS LAKE Ward 1 | 0 | 0 |
| | Town of BEAVER BROOK Ward 1 | 1 | 1 |
| | Town of BIRCHWOOD Wards 1,2 | 0 | 0 |
| | Town of CRYSTAL Ward 1 | 0 | 0 |
| | Town of EVERGREEN Wards 1-2 | 2 | 2 |
| | Town of LONG LAKE Ward 1 | 0 | 0 |
| | Town of MADGE Ward 1 | 1 | 1 |
| | Town of SARONA Wards 1-2 | 0 | 0 |
| | Town of SPOONER Wards 1,2 | 1 | 1 |
| | Town of SPRINGBROOK Ward 1 | 2 | 2 |
| | Town of STONE LAKE Ward 1 | 0 | 0 |
| | Village of BIRCHWOOD Ward 1 | 0 | 0 |
| | City of SPOONER Wards 1,2,3,4 | 4 | 4 |
| | City of SHELL LAKE Wards 1-2 | 2 | 2 |
| | County Totals: | 15 | 15 |
| | Office Totals: | 148 | 148 |

WEC Canvass Reporting System

Ward by Ward Report

2022 Partisan Primary

REPRESENTATIVE TO THE ASSEMBLY DISTRICT 76 - Democratic

| | | Total Votes Cast | DEM | |
|-------------|--------------------------|------------------|----------------|------------|
| | | | Francesca Hong | SCATTERING |
| DANE | City of MADISON Ward 28 | 570 | 567 | 3 |
| | City of MADISON Ward 29 | 586 | 584 | 2 |
| | City of MADISON Ward 30 | 304 | 301 | 3 |
| | City of MADISON Ward 40 | 951 | 944 | 7 |
| | City of MADISON Ward 41 | 852 | 845 | 7 |
| | City of MADISON Ward 42 | 675 | 672 | 3 |
| | City of MADISON Ward 43 | 584 | 584 | 0 |
| | City of MADISON Ward 44 | 447 | 446 | 1 |
| | City of MADISON Ward 45 | 102 | 102 | 0 |
| | City of MADISON Ward 46 | 419 | 417 | 2 |
| | City of MADISON Ward 47 | 146 | 146 | 0 |
| | City of MADISON Ward 48 | 86 | 84 | 2 |
| | City of MADISON Ward 49 | 65 | 65 | 0 |
| | City of MADISON Ward 50 | 33 | 33 | 0 |
| | City of MADISON Ward 51 | 276 | 276 | 0 |
| | City of MADISON Ward 52 | 386 | 382 | 4 |
| | City of MADISON Ward 53 | 433 | 433 | 0 |
| | City of MADISON Ward 54 | 171 | 171 | 0 |
| | City of MADISON Ward 55 | 408 | 406 | 2 |
| | City of MADISON Ward 56 | 58 | 58 | 0 |
| | City of MADISON Ward 57 | 12 | 12 | 0 |
| | City of MADISON Ward 58 | 89 | 89 | 0 |
| | City of MADISON Ward 59 | 89 | 89 | 0 |
| | City of MADISON Ward 68 | 220 | 216 | 4 |
| | City of MADISON Ward 127 | 66 | 66 | 0 |
| | City of MADISON Ward 128 | 105 | 103 | 2 |
| | City of MADISON Ward 134 | 6 | 6 | 0 |
| | County Totals: | 8,139 | 8,097 | 42 |
| | Office Totals: | 8,139 | 8,097 | 42 |

WEC Canvass Reporting System

Ward by Ward Report

2022 Partisan Primary

REPRESENTATIVE TO THE ASSEMBLY DISTRICT 77 - Democratic

| | | Total Votes Cast | DEM | |
|-------------|--------------------------------------|------------------|---------------|------------|
| | | | Shelia Stubbs | SCATTERING |
| DANE | Village of SHOREWOOD HILLS Wards 1-2 | 599 | 599 | 0 |
| | City of MADISON Ward 60 | 10 | 10 | 0 |
| | City of MADISON Ward 61 | 20 | 20 | 0 |
| | City of MADISON Ward 62 | 85 | 84 | 1 |
| | City of MADISON Ward 63 | 444 | 442 | 2 |
| | City of MADISON Ward 64 | 424 | 424 | 0 |
| | City of MADISON Ward 65 | 534 | 533 | 1 |
| | City of MADISON Ward 66 | 525 | 524 | 1 |
| | City of MADISON Ward 67 | 600 | 598 | 2 |
| | City of MADISON Ward 69 | 257 | 256 | 1 |
| | City of MADISON Ward 70 | 708 | 706 | 2 |
| | City of MADISON Ward 71 | 805 | 804 | 1 |
| | City of MADISON Ward 72 | 358 | 358 | 0 |
| | City of MADISON Ward 73 | 624 | 620 | 4 |
| | City of MADISON Ward 74 | 359 | 355 | 4 |
| | City of MADISON Ward 75 | 365 | 364 | 1 |
| | City of MADISON Ward 76 | 159 | 159 | 0 |
| | City of MADISON Ward 77 | 142 | 141 | 1 |
| | City of MADISON Ward 78 | 91 | 91 | 0 |
| | City of MADISON Ward 79 | 350 | 349 | 1 |
| | City of MADISON Ward 80 | 977 | 974 | 3 |
| | City of MADISON Ward 85 | 843 | 841 | 2 |
| | City of MADISON Ward 86 | 559 | 557 | 2 |
| | City of MADISON Ward 87 | 559 | 556 | 3 |
| | City of MADISON Ward 88 | 664 | 664 | 0 |
| | City of MADISON Ward 89 | 511 | 508 | 3 |
| | City of MADISON Ward 126 | 0 | 0 | 0 |
| | County Totals: | 11,572 | 11,537 | 35 |
| | Office Totals: | 11,572 | 11,537 | 35 |

WEC Canvass Reporting System

Ward by Ward Report

2022 Partisan Primary

REPRESENTATIVE TO THE ASSEMBLY DISTRICT 78 - Democratic

| | | Total Votes Cast | DEM | |
|------|--------------------------|------------------|----------------|------------|
| | | | Lisa B. Subeck | SCATTERING |
| DANE | City of MADISON Ward 81 | 172 | 172 | 0 |
| | City of MADISON Ward 82 | 545 | 545 | 0 |
| | City of MADISON Ward 83 | 380 | 380 | 0 |
| | City of MADISON Ward 84 | 296 | 296 | 0 |
| | City of MADISON Ward 90 | 424 | 423 | 1 |
| | City of MADISON Ward 94 | 800 | 798 | 2 |
| | City of MADISON Ward 95 | 167 | 167 | 0 |
| | City of MADISON Ward 97 | 511 | 508 | 3 |
| | City of MADISON Ward 98 | 654 | 654 | 0 |
| | City of MADISON Ward 99 | 207 | 206 | 1 |
| | City of MADISON Ward 100 | 108 | 107 | 1 |
| | City of MADISON Ward 101 | 319 | 318 | 1 |
| | City of MADISON Ward 102 | 301 | 300 | 1 |
| | City of MADISON Ward 103 | 526 | 525 | 1 |
| | City of MADISON Ward 104 | 571 | 571 | 0 |
| | City of MADISON Ward 105 | 407 | 407 | 0 |
| | City of MADISON Ward 106 | 476 | 476 | 0 |
| | City of MADISON Ward 107 | 584 | 584 | 0 |
| | City of MADISON Ward 108 | 102 | 102 | 0 |
| | City of MADISON Ward 109 | 285 | 285 | 0 |
| | City of MADISON Ward 110 | 336 | 336 | 0 |
| | City of MADISON Ward 111 | 200 | 200 | 0 |
| | City of MADISON Ward 112 | 124 | 123 | 1 |
| | City of MADISON Ward 113 | 619 | 617 | 2 |
| | City of MADISON Ward 114 | 574 | 574 | 0 |
| | City of MADISON Ward 116 | 655 | 654 | 1 |
| | City of MADISON Ward 117 | 460 | 460 | 0 |
| | City of MADISON Ward 135 | 342 | 342 | 0 |
| | City of MADISON Ward 140 | 39 | 39 | 0 |

WEC Canvass Reporting System

Ward by Ward Report

2022 Partisan Primary

DANE

| | Total Votes Cast | DEM Lisa B. Subeck | SCATTERING |
|----------------|------------------|-----------------------|------------|
| County Totals: | 11,184 | 11,169 | 15 |
| Office Totals: | 11,184 | 11,169 | 15 |

WEC Canvass Reporting System

Ward by Ward Report

2022 Partisan Primary

REPRESENTATIVE TO THE ASSEMBLY DISTRICT 79 - Democratic

| | | Total Votes Cast | DEM | DEM | |
|-------------|-------------------------------------|------------------|--------------|--------------|------------|
| | | | Alex Joers | Brad Votava | SCATTERING |
| DANE | Town of BURKE Wards 5-6 | 49 | 37 | 12 | 0 |
| | Town of WESTPORT Wards 1-5 | 693 | 543 | 150 | 0 |
| | Village of DEFOREST Ward 11 | 1 | 1 | 0 | 0 |
| | Village of DEFOREST Wards 12,14 | 0 | 0 | 0 | 0 |
| | Village of WAUNAKEE Wards 1-5 | 913 | 742 | 171 | 0 |
| | Village of WAUNAKEE Wards 6-12 | 865 | 703 | 162 | 0 |
| | Village of Windsor Wards 6-14 | 496 | 367 | 126 | 3 |
| | City of MADISON Ward 39 | 385 | 251 | 133 | 1 |
| | City of MADISON Ward 91 | 742 | 508 | 234 | 0 |
| | City of MADISON Ward 92 | 533 | 376 | 157 | 0 |
| | City of MADISON Ward 93 | 300 | 209 | 89 | 2 |
| | City of MADISON Ward 96 | 740 | 422 | 318 | 0 |
| | City of MADISON Ward 115 | 489 | 318 | 171 | 0 |
| | City of MADISON Ward 118 | 190 | 152 | 38 | 0 |
| | City of MADISON Ward 119 | 381 | 307 | 74 | 0 |
| | City of MADISON Ward 125 | 0 | 0 | 0 | 0 |
| | City of MADISON Ward 129 | 0 | 0 | 0 | 0 |
| | City of MADISON Ward 131 | 0 | 0 | 0 | 0 |
| | City of MIDDLETON Wards 1-8 | 2,056 | 1,738 | 317 | 1 |
| | City of MIDDLETON Wards 14-16,18,17 | 960 | 766 | 194 | 0 |
| | City of MIDDLETON Ward 22 | 44 | 34 | 10 | 0 |
| | County Totals: | 9,837 | 7,474 | 2,356 | 7 |
| | Office Totals: | 9,837 | 7,474 | 2,356 | 7 |

WEC Canvass Reporting System

Ward by Ward Report

2022 Partisan Primary

REPRESENTATIVE TO THE ASSEMBLY DISTRICT 80 - Democratic

| | | Total Votes Cast | DEM Dale Edward Paul Yurs | DEM Mike Bare | DEM Chad Kemp | DEM Anna Halverson | DEM Doug Steinberg | SCATTERING |
|--------------|-------------------------------------|------------------|---------------------------------|------------------|------------------|--------------------------|--------------------------|------------|
| DANE | Town of CROSS PLAINS Wards 1-2 | 261 | 16 | 92 | 38 | 114 | 1 | 0 |
| | Town of MIDDLETON Wards 1-8 | 995 | 36 | 506 | 177 | 251 | 25 | 0 |
| | Town of MONTROSE Wards 1-2 | 177 | 16 | 94 | 35 | 27 | 5 | 0 |
| | Town of OREGON Wards 1-4 | 592 | 18 | 313 | 87 | 156 | 18 | 0 |
| | Town of PERRY Ward 1 | 141 | 8 | 47 | 26 | 57 | 3 | 0 |
| | Town of PRIMROSE Ward 1 | 143 | 5 | 63 | 31 | 41 | 3 | 0 |
| | Town of SPRINGDALE Wards 1-3 | 305 | 18 | 78 | 85 | 122 | 2 | 0 |
| | Town of VERMONT Ward 1 | 169 | 9 | 53 | 23 | 83 | 1 | 0 |
| | Town of VERONA Wards 1-3 | 365 | 28 | 138 | 98 | 99 | 2 | 0 |
| | Village of BELLEVILLE Wards 1-2 | 380 | 65 | 203 | 47 | 62 | 3 | 0 |
| | Village of MOUNT HOREB Wards 1-5 | 590 | 22 | 244 | 77 | 235 | 12 | 0 |
| | Village of MOUNT HOREB Wards 6-10 | 641 | 13 | 251 | 88 | 283 | 5 | 1 |
| | City of FITCHBURG Ward 14 | 269 | 12 | 137 | 31 | 84 | 5 | 0 |
| | City of FITCHBURG Wards 15-16,20-21 | 547 | 24 | 250 | 102 | 161 | 10 | 0 |
| | City of MADISON Ward 120 | 0 | 0 | 0 | 0 | 0 | 0 | 0 |
| | City of MADISON Ward 136 | 0 | 0 | 0 | 0 | 0 | 0 | 0 |
| | City of MADISON Ward 137 | 0 | 0 | 0 | 0 | 0 | 0 | 0 |
| | City of MADISON Ward 138 | 18 | 0 | 5 | 2 | 11 | 0 | 0 |
| | City of MADISON Ward 139 | 4 | 0 | 0 | 3 | 1 | 0 | 0 |
| | City of MADISON Ward 141 | 0 | 0 | 0 | 0 | 0 | 0 | 0 |
| | City of MADISON Ward 142 | 0 | 0 | 0 | 0 | 0 | 0 | 0 |
| | City of MIDDLETON Wards 9-13,19 | 1,122 | 29 | 640 | 174 | 271 | 7 | 1 |
| | City of MIDDLETON Wards 20-21 | 36 | 3 | 13 | 6 | 14 | 0 | 0 |
| | City of VERONA Wards 1-6,13 | 1,205 | 49 | 548 | 396 | 200 | 11 | 1 |
| | City of VERONA Wards 7-12 | 1,424 | 51 | 808 | 342 | 219 | 4 | 0 |
| | County Totals: | 9,384 | 422 | 4,483 | 1,868 | 2,491 | 117 | 3 |
| GREEN | Town of NEW GLARUS Wards 1-2 | 191 | 9 | 92 | 34 | 56 | 0 | 0 |
| | Town of YORK Wards 1-2 | 139 | 9 | 53 | 25 | 52 | 0 | 0 |
| | VILLAGE OF BELLEVILLE Ward 3 | 69 | 4 | 41 | 8 | 15 | 1 | 0 |

WEC Canvass Reporting System

Ward by Ward Report

2022 Partisan Primary

| | | Total Votes | DEM | DEM | DEM | DEM | DEM | |
|--------------|---------------------------------|---------------|--------------------------|--------------|--------------|-------------------|-------------------|------------|
| | | Casi | Dale Edward Paul Yurs | Mike Bare | Chad Kemp | Anna Halverson | Doug Steinberg | SCATTERING |
| GREEN | Village of NEW GLARUS Wards 1-4 | 391 | 10 | 210 | 36 | 124 | 11 | 0 |
| | County Totals: | 790 | 32 | 396 | 103 | 247 | 12 | 0 |
| IOWA | Town of MOSCOW Ward 1 | 72 | 3 | 24 | 11 | 33 | 1 | 0 |
| | Town of WALDWICK Wards 1-3 | 40 | 2 | 6 | 14 | 17 | 1 | 0 |
| | Village of HOLLANDALE Ward 1 | 35 | 1 | 12 | 7 | 14 | 1 | 0 |
| | County Totals: | 147 | 6 | 42 | 32 | 64 | 3 | 0 |
| | Office Totals: | 10,321 | 460 | 4,921 | 2,003 | 2,802 | 132 | 3 |

WEC Canvass Reporting System

Ward by Ward Report

2022 Partisan Primary

REPRESENTATIVE TO THE ASSEMBLY DISTRICT 81 - Democratic

| | | Total Votes Cast | DEM | |
|-----------------------|-----------------------------------|------------------|--------------------|------------|
| | | | David Considine | SCATTERING |
| COLUMBIA | Town of CALEDONIA Wards 1-2 | 163 | 162 | 1 |
| | Town of WEST POINT Wards 1-3 | 191 | 191 | 0 |
| | County Totals: | 354 | 353 | 1 |
| DANE | Town of BERRY Wards 1-2 | 161 | 161 | 0 |
| | Town of BLACK EARTH Ward 1 | 71 | 71 | 0 |
| | Town of BLUE MOUNDS Wards 1-2 | 123 | 123 | 0 |
| | Town of DANE Ward 1 | 76 | 76 | 0 |
| | Town of MAZOMANIE Wards 1-2 | 123 | 123 | 0 |
| | Town of ROXBURY Wards 1-2 | 188 | 187 | 1 |
| | Town of SPRINGFIELD Wards 1-4 | 273 | 273 | 0 |
| | Town of VIENNA Wards 1-2 | 135 | 135 | 0 |
| | Village of BLACK EARTH Wards 1-2 | 169 | 169 | 0 |
| | Village of BLUE MOUNDS Ward 1 | 117 | 117 | 0 |
| | Village of CROSS PLAINS Wards 1-6 | 486 | 486 | 0 |
| | Village of DANE Ward 1 | 78 | 78 | 0 |
| | Village of MAZOMANIE Wards 1-3 | 180 | 180 | 0 |
| County Totals: | 2,180 | 2,179 | 1 | |
| IOWA | Town of ARENA Wards 1-3 | 172 | 172 | 0 |
| | Town of BRIGHAM Wards 1-2 | 141 | 141 | 0 |
| | Town of RIDGEWAY Wards 1-2 | 76 | 76 | 0 |
| | Village of ARENA Ward 1 | 55 | 55 | 0 |
| | Village of BARNEVELD Wards 1-2 | 78 | 78 | 0 |
| | Village of RIDGEWAY Ward 1 | 45 | 45 | 0 |
| County Totals: | 567 | 567 | 0 | |
| SAUK | Town of BARABOO Wards 1-5 | 159 | 159 | 0 |
| | Town of FAIRFIELD Wards 1-2 | 122 | 122 | 0 |
| | Town of GREENFIELD Ward 1 | 97 | 97 | 0 |
| | Town of MERRIMAC Wards 1-2 | 133 | 133 | 0 |

WEC Canvass Reporting System

Ward by Ward Report

2022 Partisan Primary

| | | Total Votes Cast | DEM | |
|-------------|-------------------------------------|------------------|--------------------|------------|
| | | | David Considine | SCATTERING |
| SAUK | Town of PRAIRIE DU SAC Wards 1-2 | 70 | 70 | 0 |
| | Town of SUMPTER Wards 1-3 | 35 | 35 | 0 |
| | Village of MERRIMAC Ward 1 | 48 | 48 | 0 |
| | Village of PRAIRIE DU SAC Wards 1-7 | 481 | 481 | 0 |
| | Village of SAUK CITY Wards 1-5 | 369 | 369 | 0 |
| | Village of WEST BARABOO Wards 1-2 | 89 | 89 | 0 |
| | City of BARABOO Wards 1-15 | 1,074 | 1,074 | 0 |
| | County Totals: | 2,677 | 2,677 | 0 |
| | Office Totals: | 5,778 | 5,776 | 2 |

WEC Canvass Reporting System

Ward by Ward Report

2022 Partisan Primary

REPRESENTATIVE TO THE ASSEMBLY DISTRICT 82 - Democratic

| | | Total Votes Cast | DEM | |
|----------------------------|--------------------------------|------------------|---------------|------------|
| | | | Deborah Davis | SCATTERING |
| MILWAUKEE | Village of GREENDALE Wards 1-4 | 502 | 501 | 1 |
| | Village of GREENDALE Wards 5-8 | 488 | 487 | 1 |
| | City of FRANKLIN Ward 1B | 29 | 29 | 0 |
| | City of FRANKLIN Ward 2 | 148 | 147 | 1 |
| | City of FRANKLIN Ward 3 | 170 | 170 | 0 |
| | City of FRANKLIN Ward 4 | 73 | 73 | 0 |
| | City of FRANKLIN Ward 5 | 204 | 204 | 0 |
| | City of FRANKLIN Ward 6 | 159 | 159 | 0 |
| | City of FRANKLIN Ward 7 | 130 | 130 | 0 |
| | City of FRANKLIN Ward 8 | 110 | 110 | 0 |
| | City of FRANKLIN Ward 9 | 86 | 86 | 0 |
| | City of FRANKLIN Ward 10 | 84 | 84 | 0 |
| | City of FRANKLIN Ward 11 | 142 | 141 | 1 |
| | City of FRANKLIN Ward 12A | 5 | 5 | 0 |
| | City of FRANKLIN Ward 12C | 39 | 39 | 0 |
| | City of FRANKLIN Ward 13 | 57 | 57 | 0 |
| | City of FRANKLIN Ward 14 | 120 | 120 | 0 |
| | City of FRANKLIN Ward 15B | 50 | 50 | 0 |
| | City of FRANKLIN Ward 16 | 99 | 99 | 0 |
| | City of FRANKLIN Ward 17 | 123 | 123 | 0 |
| | City of FRANKLIN Ward 18 | 60 | 59 | 1 |
| | City of FRANKLIN Ward 19 | 130 | 130 | 0 |
| | City of FRANKLIN Ward 20 | 102 | 101 | 1 |
| | City of FRANKLIN Ward 21 | 185 | 185 | 0 |
| | City of FRANKLIN Ward 22 | 180 | 180 | 0 |
| City of GREENFIELD Ward 25 | 95 | 95 | 0 | |
| County Totals: | | 3,570 | 3,564 | 6 |
| WAUKESHA | City of MUSKEGO Wards 1,3 | 111 | 109 | 2 |
| | City of MUSKEGO Wards 4-5 | 202 | 201 | 1 |

WEC Canvass Reporting System

Ward by Ward Report

2022 Partisan Primary

| | | Total Votes Cast | DEM | |
|-----------------|-----------------------------|------------------|---------------|------------|
| | | | Deborah Davis | SCATTERING |
| WAUKESHA | City of MUSKEGO Wards 13-14 | 143 | 143 | 0 |
| | City of MUSKEGO Wards 15-16 | 170 | 168 | 2 |
| | County Totals: | 626 | 621 | 5 |
| | Office Totals: | 4,196 | 4,185 | 11 |

WEC Canvass Reporting System

Ward by Ward Report

2022 Partisan Primary

REPRESENTATIVE TO THE ASSEMBLY DISTRICT 83 - Democratic

| | | Total Votes Cast | SCATTERING |
|-----------------------|------------------------------------|---------------------|------------|
| RACINE | Town of WATERFORD Wards 5,7-8 | 5 | 5 |
| | Village of WATERFORD Wards 1-9 | 11 | 11 |
| | County Totals: | 16 | 16 |
| WALWORTH | Town of EAST TROY Wards 1-6 | 4 | 4 |
| | Town of EAST TROY Ward 7 | 0 | 0 |
| | Town of TROY Wards 1-3 | 5 | 5 |
| | Village of EAST TROY Wards 1-6 | 12 | 12 |
| | Village of EAST TROY Wards 7-8 | 1 | 1 |
| | VILLAGE OF MUKWONAGO Wards 11-12 | 1 | 1 |
| County Totals: | 23 | 23 | |
| WAUKESHA | Town of EAGLE Wards 1-4 | 7 | 7 |
| | Town of MUKWONAGO Wards 1-3,7-11 | 6 | 6 |
| | Village of BIG BEND Wards 1,2,3 | 2 | 2 |
| | Village of EAGLE Wards 1-3 | 6 | 6 |
| | Village of MUKWONAGO Wards 1-10 | 18 | 18 |
| | Village of VERNON Wards 1,6,8-9,11 | 8 | 8 |
| | Village of VERNON Wards 2-5,7,10 | 6 | 6 |
| | City of MUSKEGO Wards 2,17-18 | 4 | 4 |
| | City of MUSKEGO Ward 6 | 0 | 0 |
| | City of MUSKEGO Wards 7-8 | 3 | 3 |
| | City of MUSKEGO Wards 9-10 | 13 | 13 |
| | City of MUSKEGO Wards 11-12 | 4 | 4 |
| | City of MUSKEGO Ward 19 | 0 | 0 |
| County Totals: | 77 | 77 | |
| Office Totals: | 116 | 116 | |

WEC Canvass Reporting System

Ward by Ward Report

2022 Partisan Primary

REPRESENTATIVE TO THE ASSEMBLY DISTRICT 84 - Democratic

| | | Total Votes Cast | DEM | |
|------------------|------------------------------------|------------------|-------------|------------|
| | | | Lu Ann Bird | SCATTERING |
| MILWAUKEE | Village of GREENDALE Wards 9-10 | 334 | 334 | 0 |
| | Village of GREENDALE Ward 11 | 20 | 20 | 0 |
| | Village of HALES CORNERS Wards 1-3 | 190 | 190 | 0 |
| | Village of HALES CORNERS Wards 4-6 | 194 | 194 | 0 |
| | Village of HALES CORNERS Wards 7-9 | 223 | 223 | 0 |
| | City of GREENFIELD Ward 2 | 112 | 112 | 0 |
| | City of GREENFIELD Ward 8 | 141 | 141 | 0 |
| | City of GREENFIELD Ward 9 | 143 | 143 | 0 |
| | City of GREENFIELD Ward 10 | 94 | 94 | 0 |
| | City of GREENFIELD Ward 11 | 184 | 184 | 0 |
| | City of GREENFIELD Ward 12 | 64 | 64 | 0 |
| | City of GREENFIELD Ward 13 | 151 | 151 | 0 |
| | City of GREENFIELD Ward 14 | 149 | 148 | 1 |
| | City of GREENFIELD Ward 15 | 193 | 193 | 0 |
| | City of GREENFIELD Ward 16 | 173 | 172 | 1 |
| | City of GREENFIELD Ward 17 | 106 | 104 | 2 |
| | City of GREENFIELD Ward 18 | 97 | 97 | 0 |
| | City of GREENFIELD Ward 19 | 107 | 107 | 0 |
| | City of GREENFIELD Ward 20 | 43 | 43 | 0 |
| | City of GREENFIELD Ward 21 | 121 | 120 | 1 |
| | City of GREENFIELD Ward 23 | 298 | 297 | 1 |
| | City of GREENFIELD Ward 24 | 181 | 181 | 0 |
| | City of GREENFIELD Ward 26 | 18 | 18 | 0 |
| | City of MILWAUKEE Ward 259 | 62 | 62 | 0 |
| | City of MILWAUKEE Ward 260 | 152 | 151 | 1 |
| | City of MILWAUKEE Ward 261 | 247 | 247 | 0 |
| | City of MILWAUKEE Ward 262 | 118 | 118 | 0 |
| | City of MILWAUKEE Ward 263 | 76 | 76 | 0 |
| | City of MILWAUKEE Ward 264 | 59 | 59 | 0 |

WEC Canvass Reporting System

Ward by Ward Report

2022 Partisan Primary

| | | Total Votes Cast | DEM | |
|------------------|----------------------------|------------------|--------------|------------|
| | | | Lu Ann Bird | SCATTERING |
| MILWAUKEE | City of MILWAUKEE Ward 265 | 163 | 163 | 0 |
| | City of MILWAUKEE Ward 266 | 182 | 181 | 1 |
| | City of MILWAUKEE Ward 267 | 149 | 149 | 0 |
| | City of MILWAUKEE Ward 349 | 68 | 67 | 1 |
| | County Totals: | 4,612 | 4,603 | 9 |
| | Office Totals: | 4,612 | 4,603 | 9 |

WEC Canvass Reporting System

Ward by Ward Report

2022 Partisan Primary

REPRESENTATIVE TO THE ASSEMBLY DISTRICT 85 - Democratic

| | | Total Votes Cast | DEM | |
|-----------------|---------------------------------|------------------|----------------|------------|
| | | | Kristin Conway | SCATTERING |
| MARATHON | Town of BEVENT Wards 1-2 | 66 | 66 | 0 |
| | Town of EASTON Wards 1-2 | 42 | 42 | 0 |
| | Town of ELDERON Ward 1 | 23 | 23 | 0 |
| | Town of FRANZEN Ward 1 | 20 | 20 | 0 |
| | Town of GUENTHER Ward 1 | 18 | 18 | 0 |
| | Town of HEWITT Ward 1 | 14 | 14 | 0 |
| | Town of NORRIE Wards 1-2 | 43 | 43 | 0 |
| | Town of REID Wards 1-2 | 43 | 43 | 0 |
| | Town of RINGLE Wards 1-2 | 101 | 100 | 1 |
| | Town of WAUSAU Wards 1-3 | 104 | 104 | 0 |
| | Town of WESTON Ward 1 | 26 | 26 | 0 |
| | Village of ELDERON Ward 1 | 6 | 6 | 0 |
| | Village of HATLEY Ward 1 | 20 | 20 | 0 |
| | Village of ROTHSCHILD Wards 1-4 | 248 | 248 | 0 |
| | Village of ROTHSCHILD Wards 5-6 | 128 | 128 | 0 |
| | City of SCHOFIELD Wards 1-4 | 119 | 119 | 0 |
| | City of WAUSAU Ward 1 | 184 | 184 | 0 |
| | City of WAUSAU Ward 2 | 232 | 232 | 0 |
| | City of WAUSAU Ward 3 | 76 | 76 | 0 |
| | City of WAUSAU Ward 4 | 119 | 119 | 0 |
| | City of WAUSAU Ward 5 | 151 | 151 | 0 |
| | City of WAUSAU Ward 6 | 83 | 83 | 0 |
| | City of WAUSAU Ward 7 | 127 | 127 | 0 |
| | City of WAUSAU Ward 8 | 72 | 72 | 0 |
| | City of WAUSAU Ward 9 | 133 | 132 | 1 |
| | City of WAUSAU Ward 10 | 105 | 105 | 0 |
| | City of WAUSAU Ward 11 | 126 | 126 | 0 |
| | City of WAUSAU Ward 12 | 160 | 160 | 0 |
| | City of WAUSAU Ward 13 | 96 | 96 | 0 |

WEC Canvass Reporting System

Ward by Ward Report

2022 Partisan Primary

| | | Total Votes Cast | DEM | |
|-----------------|------------------------|------------------|----------------|------------|
| | | | Kristin Conway | SCATTERING |
| MARATHON | City of WAUSAU Ward 14 | 96 | 96 | 0 |
| | City of WAUSAU Ward 15 | 193 | 193 | 0 |
| | City of WAUSAU Ward 16 | 162 | 161 | 1 |
| | City of WAUSAU Ward 17 | 159 | 159 | 0 |
| | City of WAUSAU Ward 18 | 144 | 144 | 0 |
| | City of WAUSAU Ward 19 | 104 | 104 | 0 |
| | City of WAUSAU Ward 20 | 92 | 92 | 0 |
| | City of WAUSAU Ward 21 | 82 | 82 | 0 |
| | City of WAUSAU Ward 22 | 116 | 116 | 0 |
| | County Totals: | 3,833 | 3,830 | 3 |
| | Office Totals: | 3,833 | 3,830 | 3 |

WEC Canvass Reporting System

Ward by Ward Report

2022 Partisan Primary

REPRESENTATIVE TO THE ASSEMBLY DISTRICT 86 - Democratic

| | Total Votes Cast | SCATTERING |
|---|---------------------|------------|
| MARATHON | | |
| Town of BERGEN Ward 1 | 1 | 1 |
| Town of DAY Wards 1-2 | 0 | 0 |
| Town of EMMET Wards 1-2 | 2 | 2 |
| Town of GREEN VALLEY Ward 1 | 0 | 0 |
| Town of KNOWLTON Wards 1-3 | 2 | 2 |
| Town of MARATHON Ward 1 | 1 | 1 |
| Town of MOSINEE Wards 1-3 | 2 | 2 |
| Town of RIB MOUNTAIN Wards 1-10 | 27 | 27 |
| Town of STETTIN Wards 1-5 | 5 | 5 |
| Town of TEXAS Wards 1-2 | 2 | 2 |
| Village of KRONENWETTER Wards 1-5 | 1 | 1 |
| Village of KRONENWETTER Wards 6-11 | 3 | 3 |
| Village of Maine Wards 1-4 | 5 | 5 |
| Village of MARATHON CITY Wards 1-3 | 1 | 1 |
| Village of WESTON Wards 1,2,3,4,5,6,7,8,9 | 37 | 37 |
| City of MOSINEE Wards 1-2,6-8 | 8 | 8 |
| City of MOSINEE Wards 3-5 | 3 | 3 |
| City of WAUSAU Ward 23 | 0 | 0 |
| City of WAUSAU Ward 24 | 0 | 0 |
| City of WAUSAU Ward 25 | 0 | 0 |
| County Totals: | 100 | 100 |
| WOOD | | |
| Town of AUBURNDALE Ward 1 | 1 | 1 |
| Town of MARSHFIELD Ward 1 | 1 | 1 |
| Village of AUBURNDALE Ward 1 | 1 | 1 |
| Village of HEWITT Ward 1 | 0 | 0 |
| City of MARSHFIELD Wards 8,18,20,22 | 6 | 6 |
| City of MARSHFIELD Ward 10 | 1 | 1 |
| County Totals: | 10 | 10 |
| Office Totals: | 110 | 110 |

WEC Canvass Reporting System

Ward by Ward Report

2022 Partisan Primary

REPRESENTATIVE TO THE ASSEMBLY DISTRICT 87 - Democratic

| | | Total Votes Cast | DEM | |
|--------------------------|------------------------------|------------------|-----------------|------------|
| | | | Elizabeth Riley | SCATTERING |
| MARATHON | Town of BERN Ward 1 | 8 | 8 | 0 |
| | Town of CASSEL Ward 1 | 41 | 41 | 0 |
| | Town of HALSEY Ward 1 | 12 | 12 | 0 |
| | Town of HAMBURG Ward 1 | 28 | 28 | 0 |
| | Town of HOLTON Ward 1 | 22 | 22 | 0 |
| | Town of JOHNSON Ward 1 | 33 | 33 | 0 |
| | Town of RIB FALLS Ward 1 | 31 | 31 | 0 |
| | Town of RIETBROCK Ward 1 | 23 | 23 | 0 |
| | Village of ATHENS Wards 1-2 | 56 | 56 | 0 |
| | Village of EDGAR Wards 1-2 | 75 | 75 | 0 |
| County Totals: | | 329 | 329 | 0 |
| RUSK | Town of ATLANTA Wards 1-3 | 29 | 29 | 0 |
| | Town of BIG BEND Wards 1-2 | 37 | 36 | 1 |
| | Town of BIG FALLS Ward 1 | 13 | 13 | 0 |
| | Town of CEDAR RAPIDS Ward 1 | 2 | 2 | 0 |
| | Town of DEWEY Ward 1 | 27 | 27 | 0 |
| | Town of FLAMBEAU Wards 1-3 | 37 | 37 | 0 |
| | Town of GRANT Wards 1-6 | 36 | 36 | 0 |
| | Town of GROW Wards 1-2 | 13 | 13 | 0 |
| | Town of HAWKINS Ward 1 | 7 | 7 | 0 |
| | Town of HUBBARD Ward 1 | 6 | 6 | 0 |
| | Town of LAWRENCE Ward 1 | 5 | 5 | 0 |
| | Town of MARSHALL Wards 1-3 | 13 | 13 | 0 |
| | Town of MURRY Ward 1 | 6 | 6 | 0 |
| | Town of RICHLAND Wards 1-2 | 15 | 15 | 0 |
| | Town of RUSK Ward 1 | 51 | 51 | 0 |
| | Town of SOUTH FORK Ward 1 | 9 | 9 | 0 |
| | Town of STRICKLAND Wards 1-2 | 19 | 19 | 0 |
| Town of STUBBS Wards 1-2 | 38 | 38 | 0 | |

WEC Canvass Reporting System

Ward by Ward Report

2022 Partisan Primary

| | | Total Votes Cast | DEM | |
|--------------------------|-------------------------------------|------------------|-----------------|------------|
| | | | Elizabeth Riley | SCATTERING |
| RUSK | Town of THORNAPPLE Wards 1-5 | 29 | 29 | 0 |
| | Town of TRUE Ward 1 | 19 | 19 | 0 |
| | Town of WASHINGTON Ward 1 | 29 | 29 | 0 |
| | Town of WILKINSON Ward 1 | 2 | 2 | 0 |
| | Town of WILLARD Ward 1 | 25 | 25 | 0 |
| | Town of WILSON Ward 1 | 2 | 2 | 0 |
| | Village of BRUCE Wards 1-2 | 37 | 37 | 0 |
| | Village of CONRATH Ward 1 | 9 | 9 | 0 |
| | Village of GLEN FLORA Ward 1 | 6 | 6 | 0 |
| | Village of HAWKINS Ward 1 | 15 | 15 | 0 |
| | Village of INGRAM Ward 1 | 5 | 5 | 0 |
| | Village of SHELDON Ward 1 | 11 | 11 | 0 |
| | Village of TONY Ward 1 | 5 | 5 | 0 |
| | Village of WEYERHAEUSER Wards 1-2 | 17 | 17 | 0 |
| | City of LADYSMITH Wards 1-15 | 163 | 163 | 0 |
| County Totals: | | 737 | 736 | 1 |
| SAWYER | Town of BASS LAKE Wards 1-5 | 153 | 153 | 0 |
| | Town of COUDERAY Ward 1 | 21 | 21 | 0 |
| | Town of DRAPER Ward 1 | 26 | 26 | 0 |
| | Town of EDGEWATER Wards 1-2 | 25 | 25 | 0 |
| | Town of HAYWARD Wards 1,2,3,4,5,6,7 | 210 | 210 | 0 |
| | Town of HUNTER Ward 1 | 42 | 42 | 0 |
| | Town of MEADOWBROOK Ward 1 | 2 | 2 | 0 |
| | Town of METEOR Ward 1 | 13 | 13 | 0 |
| | Town of OJIBWA Wards 1-2 | 22 | 22 | 0 |
| | Town of RADISSON Wards 1-2 | 23 | 23 | 0 |
| | Town of ROUND LAKE Wards 1-2 | 101 | 101 | 0 |
| | Town of SAND LAKE Ward 1 | 56 | 56 | 0 |
| | Town of WEIRGOR Ward 1 | 12 | 12 | 0 |
| Town of WINTER Wards 1-2 | 51 | 51 | 0 | |

WEC Canvass Reporting System

Ward by Ward Report

2022 Partisan Primary

| | | Total Votes Cast | DEM | |
|--------------------------|---------------------------------|------------------|-----------------|------------|
| | | | Elizabeth Riley | SCATTERING |
| SAWYER | Village of COUDERAY Ward 1 | 4 | 4 | 0 |
| | Village of EXELAND Ward 1 | 11 | 11 | 0 |
| | Village of RADISSON Ward 1 | 9 | 9 | 0 |
| | Village of WINTER Ward 1 | 15 | 15 | 0 |
| | City of HAYWARD Wards 1,2,3,4,5 | 107 | 107 | 0 |
| County Totals: | | 903 | 903 | 0 |
| TAYLOR | Town of AURORA Ward 1 | 8 | 8 | 0 |
| | Town of BROWNING Ward 1 | 16 | 16 | 0 |
| | Town of CHELSEA Ward 1 | 31 | 31 | 0 |
| | Town of CLEVELAND Ward 1 | 7 | 7 | 0 |
| | Town of DEER CREEK Ward 1 | 7 | 7 | 0 |
| | Town of FORD Ward 1 | 6 | 6 | 0 |
| | Town of GOODRICH Ward 1 | 17 | 17 | 0 |
| | Town of GREENWOOD Ward 1 | 20 | 20 | 0 |
| | Town of GROVER Ward 1 | 6 | 6 | 0 |
| | Town of HAMMEL Wards 1-2 | 28 | 28 | 0 |
| | Town of HOLWAY Ward 1 | 11 | 11 | 0 |
| | Town of JUMP RIVER Ward 1 | 8 | 8 | 0 |
| | Town of LITTLE BLACK Wards 1-2 | 36 | 36 | 0 |
| | Town of MAPLEHURST Ward 1 | 19 | 19 | 0 |
| | Town of MCKINLEY Ward 1 | 10 | 10 | 0 |
| | Town of MEDFORD Wards 1-3 | 60 | 60 | 0 |
| | Town of MOLITOR Ward 1 | 21 | 21 | 0 |
| | Town of PERSHING Ward 1 | 10 | 10 | 0 |
| | Town of RIB LAKE Wards 1-2 | 30 | 30 | 0 |
| | Town of ROOSEVELT Ward 1 | 13 | 13 | 0 |
| Town of TAFT Ward 1 | 10 | 10 | 0 | |
| Town of WESTBORO Ward 1 | 24 | 24 | 0 | |
| Village of GILMAN Ward 1 | 13 | 13 | 0 | |
| Village of LUBLIN Ward 1 | 5 | 5 | 0 | |

WEC Canvass Reporting System

Ward by Ward Report

2022 Partisan Primary

| | | Total Votes Cast | DEM | |
|--------|---------------------------------------|------------------|-----------------|------------|
| | | | Elizabeth Riley | SCATTERING |
| TAYLOR | Village of RIB LAKE Ward 1 | 27 | 27 | 0 |
| | Village of STETSONVILLE Ward 1 | 24 | 24 | 0 |
| | City of MEDFORD Wards 1,2,3,4,5,6,7,8 | 158 | 158 | 0 |
| | County Totals: | 625 | 625 | 0 |
| | Office Totals: | 2,594 | 2,593 | 1 |

WEC Canvass Reporting System

Ward by Ward Report

2022 Partisan Primary

REPRESENTATIVE TO THE ASSEMBLY DISTRICT 88 - Democratic

| | | Total Votes Cast | DEM | |
|--------------|--------------------------------|------------------|-----------------------|------------|
| | | | Hannah Beauchamp-Pope | SCATTERING |
| BROWN | Town of GLENMORE Wards 1-2 | 37 | 37 | 0 |
| | Town of LEDGEVIEW Wards 1-11 | 541 | 540 | 1 |
| | Town of NEW DENMARK Wards 1-3 | 64 | 64 | 0 |
| | Town of ROCKLAND Wards 1-3 | 103 | 103 | 0 |
| | Village of BELLEVUE Wards 1-6 | 505 | 505 | 0 |
| | Village of BELLEVUE Wards 7-10 | 454 | 451 | 3 |
| | Village of DENMARK Wards 1,2,3 | 100 | 100 | 0 |
| | City of GREEN BAY Ward 2 | 222 | 221 | 1 |
| | City of GREEN BAY Ward 3 | 20 | 20 | 0 |
| | City of GREEN BAY Ward 4 | 161 | 161 | 0 |
| | City of GREEN BAY Ward 5 | 88 | 88 | 0 |
| | City of GREEN BAY Ward 6 | 214 | 213 | 1 |
| | City of GREEN BAY Ward 7 | 276 | 276 | 0 |
| | City of GREEN BAY Ward 8 | 153 | 152 | 1 |
| | City of GREEN BAY Ward 10 | 79 | 79 | 0 |
| | City of GREEN BAY Ward 11 | 95 | 94 | 1 |
| | City of GREEN BAY Ward 12 | 56 | 56 | 0 |
| | City of GREEN BAY Ward 13 | 107 | 107 | 0 |
| | City of GREEN BAY Ward 14A | 0 | 0 | 0 |
| | City of GREEN BAY Ward 19A | 1 | 1 | 0 |
| | City of GREEN BAY Ward 20A | 42 | 41 | 1 |
| | County Totals: | 3,318 | 3,309 | 9 |
| | Office Totals: | 3,318 | 3,309 | 9 |

WEC Canvass Reporting System

Ward by Ward Report

2022 Partisan Primary

REPRESENTATIVE TO THE ASSEMBLY DISTRICT 89 - Democratic

| | | Total Votes Cast | DEM | |
|-----------------------|----------------------------------|------------------|-------------|------------|
| | | | Jane Benson | SCATTERING |
| BROWN | Village of HOWARD Wards 3-4,6 | 157 | 157 | 0 |
| | Village of HOWARD Ward 13 | 85 | 85 | 0 |
| | Village of SUAMICO Wards 1-3 | 213 | 213 | 0 |
| | Village of SUAMICO Wards 4-6 | 261 | 261 | 0 |
| | Village of SUAMICO Wards 7-9 | 186 | 186 | 0 |
| | City of GREEN BAY Ward 39A | 11 | 11 | 0 |
| | City of GREEN BAY Ward 40 | 74 | 74 | 0 |
| County Totals: | | 987 | 987 | 0 |
| MARINETTE | Town of GROVER Wards 1-4 | 44 | 44 | 0 |
| | Town of PESHTIGO Wards 1-2 | 53 | 53 | 0 |
| | Town of PESHTIGO Wards 3-4 | 46 | 46 | 0 |
| | Town of PESHTIGO Wards 5-6 | 88 | 88 | 0 |
| | Town of POUND Wards 1-3 | 30 | 30 | 0 |
| | Village of COLEMAN Ward 1 | 25 | 25 | 0 |
| | Village of POUND Ward 1 | 7 | 7 | 0 |
| | City of MARINETTE Wards 1-2 | 96 | 95 | 1 |
| | City of MARINETTE Wards 3-4 | 172 | 170 | 2 |
| | City of MARINETTE Wards 5-6 | 90 | 90 | 0 |
| | City of MARINETTE Wards 7-8 | 115 | 114 | 1 |
| | City of PESHTIGO Wards 1-2 | 39 | 39 | 0 |
| | City of PESHTIGO Wards 3-4 | 37 | 37 | 0 |
| | City of PESHTIGO Wards 5-7 | 37 | 37 | 0 |
| | County Totals: | | 879 | 875 |
| OCONTO | Town of ABRAMS Wards 1-3 | 80 | 80 | 0 |
| | Town of LITTLE RIVER Wards 1-2 | 36 | 36 | 0 |
| | Town of LITTLE SUAMICO Wards 1-9 | 219 | 219 | 0 |
| | Town of OCONTO Wards 1,2 | 56 | 56 | 0 |
| | Town of PENSUKEE Wards 1-2 | 60 | 60 | 0 |

WEC Canvass Reporting System

Ward by Ward Report

2022 Partisan Primary

| | | Total Votes Cast | DEM | |
|---------------|--------------------------|------------------|--------------|------------|
| | | | Jane Benson | SCATTERING |
| OCONTO | Town of STILES Wards 1-2 | 61 | 61 | 0 |
| | City of OCONTO Wards 1-7 | 209 | 209 | 0 |
| | County Totals: | 721 | 721 | 0 |
| | Office Totals: | 2,587 | 2,583 | 4 |

WEC Canvass Reporting System

Ward by Ward Report

2022 Partisan Primary

REPRESENTATIVE TO THE ASSEMBLY DISTRICT 90 - Democratic

| | Total Votes Cast | DEM | |
|--|------------------|------------------|------------|
| | | Kristina Shelton | SCATTERING |
| BROWN City of GREEN BAY Ward 4A | 1 | 1 | 0 |
| City of GREEN BAY Ward 8A | 19 | 19 | 0 |
| City of GREEN BAY Ward 9 | 114 | 114 | 0 |
| City of GREEN BAY Ward 10A | 41 | 41 | 0 |
| City of GREEN BAY Ward 11A | 2 | 2 | 0 |
| City of GREEN BAY Ward 14 | 216 | 216 | 0 |
| City of GREEN BAY Ward 15 | 291 | 289 | 2 |
| City of GREEN BAY Ward 16 | 163 | 163 | 0 |
| City of GREEN BAY Ward 17 | 77 | 77 | 0 |
| City of GREEN BAY Ward 18 | 153 | 151 | 2 |
| City of GREEN BAY Ward 19 | 108 | 107 | 1 |
| City of GREEN BAY Ward 20 | 102 | 102 | 0 |
| City of GREEN BAY Ward 21 | 99 | 98 | 1 |
| City of GREEN BAY Ward 22 | 68 | 68 | 0 |
| City of GREEN BAY Ward 23 | 19 | 19 | 0 |
| City of GREEN BAY Ward 24 | 32 | 32 | 0 |
| City of GREEN BAY Ward 25 | 85 | 84 | 1 |
| City of GREEN BAY Ward 26 | 119 | 119 | 0 |
| City of GREEN BAY Ward 27 | 121 | 120 | 1 |
| City of GREEN BAY Ward 28 | 115 | 115 | 0 |
| City of GREEN BAY Ward 29 | 60 | 60 | 0 |
| City of GREEN BAY Ward 30 | 69 | 69 | 0 |
| City of GREEN BAY Ward 31 | 83 | 83 | 0 |
| City of GREEN BAY Ward 32A | 39 | 39 | 0 |
| City of GREEN BAY Ward 32B | 18 | 18 | 0 |
| City of GREEN BAY Ward 33 | 110 | 110 | 0 |
| City of GREEN BAY Ward 34 | 139 | 138 | 1 |
| City of GREEN BAY Ward 35 | 107 | 107 | 0 |
| City of GREEN BAY Ward 36 | 126 | 126 | 0 |

WEC Canvass Reporting System

Ward by Ward Report

2022 Partisan Primary

| | Total Votes Cast | DEM | |
|--|------------------|------------------|------------|
| | | Kristina Shelton | SCATTERING |
| BROWN City of GREEN BAY Ward 37 | 149 | 149 | 0 |
| City of GREEN BAY Ward 38 | 225 | 225 | 0 |
| City of GREEN BAY Ward 39 | 144 | 144 | 0 |
| City of GREEN BAY Ward 41 | 63 | 63 | 0 |
| City of GREEN BAY Ward 42A | 15 | 15 | 0 |
| County Totals: | 3,292 | 3,283 | 9 |
| Office Totals: | 3,292 | 3,283 | 9 |

WEC Canvass Reporting System

Ward by Ward Report

2022 Partisan Primary

REPRESENTATIVE TO THE ASSEMBLY DISTRICT 91 - Democratic

| | | Total Votes Cast | DEM | |
|-------------------|----------------------------|------------------|--------------|------------|
| | | | Jodi Emerson | SCATTERING |
| EAU CLAIRE | City of EAU CLAIRE Ward 1 | 111 | 111 | 0 |
| | City of EAU CLAIRE Ward 2 | 92 | 92 | 0 |
| | City of EAU CLAIRE Ward 3 | 264 | 262 | 2 |
| | City of EAU CLAIRE Ward 4 | 50 | 50 | 0 |
| | City of EAU CLAIRE Ward 5 | 86 | 86 | 0 |
| | City of EAU CLAIRE Ward 6 | 55 | 54 | 1 |
| | City of EAU CLAIRE Ward 7 | 97 | 97 | 0 |
| | City of EAU CLAIRE Ward 8 | 186 | 184 | 2 |
| | City of EAU CLAIRE Ward 9 | 98 | 98 | 0 |
| | City of EAU CLAIRE Ward 10 | 84 | 84 | 0 |
| | City of EAU CLAIRE Ward 12 | 149 | 149 | 0 |
| | City of EAU CLAIRE Ward 13 | 149 | 149 | 0 |
| | City of EAU CLAIRE Ward 14 | 156 | 156 | 0 |
| | City of EAU CLAIRE Ward 15 | 106 | 106 | 0 |
| | City of EAU CLAIRE Ward 17 | 155 | 154 | 1 |
| | City of EAU CLAIRE Ward 19 | 116 | 116 | 0 |
| | City of EAU CLAIRE Ward 20 | 20 | 20 | 0 |
| | City of EAU CLAIRE Ward 21 | 100 | 100 | 0 |
| | City of EAU CLAIRE Ward 22 | 81 | 81 | 0 |
| | City of EAU CLAIRE Ward 23 | 119 | 119 | 0 |
| | City of EAU CLAIRE Ward 24 | 239 | 238 | 1 |
| | City of EAU CLAIRE Ward 25 | 223 | 222 | 1 |
| | City of EAU CLAIRE Ward 26 | 171 | 171 | 0 |
| | City of EAU CLAIRE Ward 27 | 163 | 163 | 0 |
| | City of EAU CLAIRE Ward 28 | 117 | 117 | 0 |
| | City of EAU CLAIRE Ward 29 | 132 | 131 | 1 |
| | City of EAU CLAIRE Ward 30 | 113 | 110 | 3 |
| | City of EAU CLAIRE Ward 31 | 136 | 136 | 0 |
| | City of EAU CLAIRE Ward 32 | 186 | 186 | 0 |

WEC Canvass Reporting System

Ward by Ward Report

2022 Partisan Primary

| | | Total Votes Cast | DEM | |
|-------------------|----------------------------|------------------|--------------|------------|
| | | | Jodi Emerson | SCATTERING |
| EAU CLAIRE | City of EAU CLAIRE Ward 33 | 80 | 80 | 0 |
| | City of EAU CLAIRE Ward 34 | 81 | 80 | 1 |
| | City of EAU CLAIRE Ward 35 | 114 | 114 | 0 |
| | City of EAU CLAIRE Ward 42 | 98 | 98 | 0 |
| | City of EAU CLAIRE Ward 43 | 105 | 105 | 0 |
| | City of EAU CLAIRE Ward 45 | 95 | 95 | 0 |
| | City of EAU CLAIRE Ward 46 | 111 | 111 | 0 |
| | City of EAU CLAIRE Ward 47 | 89 | 89 | 0 |
| | City of EAU CLAIRE Ward 48 | 36 | 36 | 0 |
| | City of EAU CLAIRE Ward 50 | 147 | 147 | 0 |
| | City of EAU CLAIRE Ward 51 | 221 | 221 | 0 |
| | City of EAU CLAIRE Ward 52 | 55 | 55 | 0 |
| | City of EAU CLAIRE Ward 53 | 159 | 159 | 0 |
| | City of EAU CLAIRE Ward 54 | 71 | 71 | 0 |
| | City of EAU CLAIRE Ward 55 | 154 | 154 | 0 |
| | City of EAU CLAIRE Ward 56 | 109 | 109 | 0 |
| | City of EAU CLAIRE Ward 57 | 84 | 84 | 0 |
| | City of EAU CLAIRE Ward 58 | 130 | 130 | 0 |
| | City of EAU CLAIRE Ward 59 | 166 | 166 | 0 |
| | City of EAU CLAIRE Ward 60 | 176 | 175 | 1 |
| | City of EAU CLAIRE Ward 61 | 67 | 67 | 0 |
| | City of EAU CLAIRE Ward 62 | 75 | 75 | 0 |
| | City of EAU CLAIRE Ward 70 | 64 | 64 | 0 |
| | County Totals: | 6,241 | 6,227 | 14 |
| | Office Totals: | 6,241 | 6,227 | 14 |

WEC Canvass Reporting System

Ward by Ward Report

2022 Partisan Primary

REPRESENTATIVE TO THE ASSEMBLY DISTRICT 92 - Democratic

| | | Total Votes Cast | DEM | |
|--------------------------------|-------------------------------|------------------|---------------|------------|
| | | | Maria Bamonti | SCATTERING |
| BUFFALO | Town of ALMA Ward 1 | 24 | 24 | 0 |
| | Town of BELVIDERE Ward 1 | 22 | 22 | 0 |
| | Town of BUFFALO Ward 1 | 46 | 46 | 0 |
| | Town of CANTON Ward 1 | 23 | 23 | 0 |
| | Town of CROSS Ward 1 | 25 | 25 | 0 |
| | Town of DOVER Ward 1 | 29 | 29 | 0 |
| | Town of GILMANTON Ward 1 | 19 | 19 | 0 |
| | Town of GLENCOE Ward 1 | 20 | 20 | 0 |
| | Town of LINCOLN Ward 1 | 11 | 11 | 0 |
| | Town of MAXVILLE Ward 1 | 13 | 13 | 0 |
| | Town of MILTON Ward 1 | 18 | 18 | 0 |
| | Town of MODENA Ward 1 | 25 | 25 | 0 |
| | Town of MONDOVI Ward 1 | 21 | 21 | 0 |
| | Town of MONTANA Ward 1 | 15 | 15 | 0 |
| | Town of NAPLES Ward 1 | 43 | 43 | 0 |
| | Town of NELSON Ward 1 | 38 | 38 | 0 |
| | Town of WAUMANDEE Ward 1 | 18 | 18 | 0 |
| | Village of COCHRANE Ward 1 | 24 | 24 | 0 |
| | Village of NELSON Ward 1 | 17 | 17 | 0 |
| | City of ALMA Wards 1-2 | 58 | 58 | 0 |
| City of BUFFALO CITY Wards 1-2 | 71 | 71 | 0 | |
| City of FOUNTAIN CITY Ward 1 | 60 | 60 | 0 | |
| City of MONDOVI Wards 1-3 | 97 | 97 | 0 | |
| County Totals: | 737 | 737 | 0 | |
| EAU CLAIRE | Town of CLEAR CREEK Wards 1-2 | 48 | 48 | 0 |
| | Town of OTTER CREEK Ward 1 | 30 | 30 | 0 |
| | County Totals: | 78 | 78 | 0 |
| JACKSON | Town of ALBION Wards 1-4 | 90 | 90 | 0 |

WEC Canvass Reporting System

Ward by Ward Report

2022 Partisan Primary

| | | Total Votes Cast | DEM | |
|-------------------------|-------------------------------|------------------|---------------|------------|
| | | | Maria Bamonti | SCATTERING |
| JACKSON | Town of ALMA Wards 1,4-5 | 12 | 12 | 0 |
| | Town of ALMA Wards 2-3 | 29 | 29 | 0 |
| | Town of CLEVELAND Ward 1 | 25 | 25 | 0 |
| | Town of CURRAN Ward 1 | 26 | 26 | 0 |
| | Town of FRANKLIN Ward 1 | 25 | 25 | 0 |
| | Town of GARDEN VALLEY Ward 1 | 27 | 27 | 0 |
| | Town of GARFIELD Wards 1-2 | 42 | 42 | 0 |
| | Town of HIXTON Wards 1-2 | 35 | 35 | 0 |
| | Town of IRVING Wards 1-3 | 57 | 57 | 0 |
| | Town of MELROSE Ward 1 | 16 | 16 | 0 |
| | Town of NORTH BEND Ward 1 | 17 | 17 | 0 |
| | Town of NORTHFIELD Ward 1 | 40 | 40 | 0 |
| | Town of SPRINGFIELD Wards 1-2 | 54 | 54 | 0 |
| | Village of ALMA CENTER Ward 1 | 30 | 30 | 0 |
| | Village of HIXTON Ward 1 | 36 | 36 | 0 |
| | Village of MELROSE Ward 1 | 35 | 35 | 0 |
| | Village of MERRILLAN Ward 1 | 24 | 24 | 0 |
| | Village of MERRILLAN Ward 2 | 5 | 5 | 0 |
| | Village of TAYLOR Ward 1 | 32 | 32 | 0 |
| | County Totals: | 657 | 657 | 0 |
| PEPIN | Town of ALBANY Wards 1-2 | 26 | 26 | 0 |
| | Town of LIMA Wards 1-2 | 26 | 26 | 0 |
| | Town of PEPIN Wards 1-2 | 51 | 51 | 0 |
| | Town of STOCKHOLM Ward 1 | 32 | 32 | 0 |
| | Village of PEPIN Wards 1-2 | 60 | 60 | 0 |
| | Village of STOCKHOLM Ward 1 | 24 | 24 | 0 |
| | County Totals: | 219 | 219 | 0 |
| TREMPEALEA U | Town of ALBION Wards 1-2 | 35 | 35 | 0 |
| | Town of ARCADIA Wards 1-4 | 99 | 99 | 0 |
| | Town of BURNSIDE Ward 1 | 38 | 38 | 0 |

WEC Canvass Reporting System

Ward by Ward Report

2022 Partisan Primary

| | | Total Votes Cast | DEM | |
|-----------------------|----------------------------------|------------------|---------------|------------|
| | | | Maria Bamonti | SCATTERING |
| TREMPEALEAU | Town of CALEDONIA Ward 1 | 47 | 47 | 0 |
| | Town of CHIMNEY ROCK Ward 1 | 24 | 24 | 0 |
| | Town of DODGE Ward 1 | 29 | 29 | 0 |
| | Town of ETRICK Wards 1-2 | 103 | 103 | 0 |
| | Town of GALE Wards 1,2 | 113 | 113 | 0 |
| | Town of HALE Wards 1-2 | 76 | 75 | 1 |
| | Town of LINCOLN Wards 1-4 | 50 | 50 | 0 |
| | Town of PIGEON Wards 1-2 | 45 | 45 | 0 |
| | Town of PRESTON Wards 1-3 | 50 | 50 | 0 |
| | Town of SUMNER Wards 1-2 | 44 | 43 | 1 |
| | Town of TREMPEALEAU Wards 1-3 | 147 | 147 | 0 |
| | Town of UNITY Wards 1-2 | 40 | 40 | 0 |
| | Village of ELEVA Ward 1 | 27 | 27 | 0 |
| | Village of ETRICK Ward 1 | 30 | 30 | 0 |
| | Village of PIGEON FALLS Ward 1 | 36 | 36 | 0 |
| | Village of STRUM Wards 1-2 | 72 | 72 | 0 |
| | Village of TREMPEALEAU Wards 1-2 | 148 | 148 | 0 |
| | City of ARCADIA Wards 1-3 | 58 | 58 | 0 |
| | City of BLAIR Wards 1-3 | 65 | 65 | 0 |
| | City of GALESVILLE Wards 1-3 | 114 | 114 | 0 |
| | City of INDEPENDENCE Wards 1-3 | 61 | 60 | 1 |
| | City of OSSEO Wards 1-3 | 97 | 96 | 1 |
| | City of WHITEHALL Wards 1-3 | 85 | 85 | 0 |
| | County Totals: | 1,733 | 1,729 | 4 |
| Office Totals: | 3,424 | 3,420 | 4 | |

WEC Canvass Reporting System

Ward by Ward Report

2022 Partisan Primary

REPRESENTATIVE TO THE ASSEMBLY DISTRICT 93 - Democratic

| | | Total Votes Cast | DEM | |
|-----------------------|---|------------------|-----------------|------------|
| | | | Allison H. Page | SCATTERING |
| DUNN | Town of DUNN Wards 1-2 | 127 | 127 | 0 |
| | Town of EAU GALLE Ward 1 | 22 | 22 | 0 |
| | Town of PERU Ward 1 | 10 | 10 | 0 |
| | Town of ROCK CREEK Wards 1-2 | 56 | 56 | 0 |
| | Town of SPRING BROOK Wards 1-3 | 91 | 91 | 0 |
| | Town of WESTON Wards 1-2 | 31 | 31 | 0 |
| County Totals: | | 337 | 337 | 0 |
| EAU CLAIRE | Town of BRUNSWICK Wards 1-2 | 176 | 176 | 0 |
| | Town of DRAMMEN Ward 1 | 57 | 57 | 0 |
| | Town of PLEASANT VALLEY Wards 1-5 | 327 | 326 | 1 |
| | Town of WASHINGTON Wards 2-5,10-12,16-17,20 | 402 | 401 | 1 |
| | City of EAU CLAIRE Ward 63 | 0 | 0 | 0 |
| | City of EAU CLAIRE Ward 67 | 0 | 0 | 0 |
| | City of EAU CLAIRE Ward 72 | 0 | 0 | 0 |
| County Totals: | | 962 | 960 | 2 |
| PEPIN | Town of DURAND Wards 1-2 | 28 | 28 | 0 |
| | Town of FRANKFORT Wards 1-2 | 17 | 17 | 0 |
| | Town of WATERVILLE Wards 1-2 | 33 | 33 | 0 |
| | Town of WAUBEEK Wards 1-2 | 29 | 29 | 0 |
| | City of DURAND Wards 1-3 | 76 | 76 | 0 |
| County Totals: | | 183 | 183 | 0 |
| PIERCE | Town of DIAMOND BLUFF Ward 1 | 20 | 20 | 0 |
| | Town of ELLSWORTH Wards 1-2 | 69 | 69 | 0 |
| | Town of EL PASO Ward 1 | 38 | 38 | 0 |
| | Town of GILMAN Ward 1 | 88 | 88 | 0 |
| | Town of HARTLAND Ward 1 | 32 | 32 | 0 |
| | Town of ISABELLE Ward 1 | 13 | 13 | 0 |

WEC Canvass Reporting System

Ward by Ward Report

2022 Partisan Primary

| | | Total Votes Cast | DEM | |
|---------------------------------|------------------------------------|-----------------------|-----------------|--------------|
| | | | Allison H. Page | SCATTERING |
| PIERCE | Town of MAIDEN ROCK Ward 1 | 42 | 42 | 0 |
| | Town of MARTELL Wards 1-2 | 87 | 87 | 0 |
| | Town of OAK GROVE Wards 1-3 | 86 | 86 | 0 |
| | Town of RIVER FALLS Wards 1-5 | 234 | 233 | 1 |
| | Town of ROCK ELM Ward 1 | 22 | 22 | 0 |
| | Town of SALEM Ward 1 | 27 | 27 | 0 |
| | Town of SPRING LAKE Wards 1-2 | 34 | 34 | 0 |
| | Town of TRENTON Wards 1-2 | 93 | 93 | 0 |
| | Town of TRIMBELLE Wards 1-2 | 67 | 67 | 0 |
| | Town of UNION Ward 1 | 22 | 22 | 0 |
| | Village of BAY CITY Ward 1 | 20 | 20 | 0 |
| | Village of ELLSWORTH Wards 1-4 | 114 | 114 | 0 |
| | Village of ELMWOOD Ward 1 | 32 | 32 | 0 |
| | Village of MAIDEN ROCK Ward 1 | 13 | 13 | 0 |
| | Village of PLUM CITY Ward 1 | 31 | 31 | 0 |
| | Village of SPRING VALLEY Wards 1-2 | 94 | 94 | 0 |
| | City of PRESCOTT Wards 1,2,3,4,5 | 209 | 209 | 0 |
| | City of RIVER FALLS Wards 6-9 | 432 | 429 | 3 |
| | City of RIVER FALLS Wards 10-13 | 108 | 108 | 0 |
| City of RIVER FALLS Wards 14-18 | 347 | 346 | 1 | |
| | County Totals: | 2,374 | 2,369 | 5 |
| ST. CROIX | VILLAGE OF SPRING VALLEY Ward 3 | 0 | 0 | 0 |
| | | County Totals: | 0 | 0 |
| | | Office Totals: | 3,856 | 3,849 |

WEC Canvass Reporting System

Ward by Ward Report

2022 Partisan Primary

REPRESENTATIVE TO THE ASSEMBLY DISTRICT 94 - Democratic

| | | Total Votes Cast | DEM | |
|-----------|---|------------------|--------------|------------|
| | | | Steve Doyle | SCATTERING |
| LA CROSSE | Town of BANGOR Ward 1 | 41 | 41 | 0 |
| | Town of BARRE Wards 1-2 | 73 | 73 | 0 |
| | Town of FARMINGTON Wards 1-3 | 184 | 183 | 1 |
| | Town of GREENFIELD Wards 1-3 | 232 | 232 | 0 |
| | Town of HAMILTON Wards 1-5 | 209 | 209 | 0 |
| | Town of HOLLAND Wards 1,2,3,4,5 | 386 | 386 | 0 |
| | Town of MEDARY Wards 1-3 | 197 | 197 | 0 |
| | Town of ONALASKA Wards 1-8 | 557 | 557 | 0 |
| | Town of SHELBY Wards 2-4 | 317 | 316 | 1 |
| | Town of WASHINGTON Ward 1 | 61 | 61 | 0 |
| | Village of BANGOR Wards 1-2 | 94 | 94 | 0 |
| | Village of HOLMEN Wards 1-12 | 979 | 977 | 2 |
| | Village of WEST SALEM Wards 1,2,3,4,5,6,7 | 422 | 421 | 1 |
| | City of LA CROSSE Ward 27 | 0 | 0 | 0 |
| | City of ONALASKA Wards 1-5 | 714 | 713 | 1 |
| | City of ONALASKA Wards 6-10 | 655 | 653 | 2 |
| | City of ONALASKA Wards 11-15 | 576 | 576 | 0 |
| | County Totals: | 5,697 | 5,689 | 8 |
| | Office Totals: | 5,697 | 5,689 | 8 |

WEC Canvass Reporting System

Ward by Ward Report

2022 Partisan Primary

REPRESENTATIVE TO THE ASSEMBLY DISTRICT 95 - Democratic

| | | Total Votes Cast | DEM | |
|------------------|----------------------------------|------------------|---------------|------------|
| | | | Jill Billings | SCATTERING |
| LA CROSSE | Town of CAMPBELL Wards 1,2,3,4,5 | 500 | 499 | 1 |
| | Town of SHELBY Wards 1,5-6 | 396 | 395 | 1 |
| | City of LA CROSSE Ward 1 | 184 | 184 | 0 |
| | City of LA CROSSE Ward 2 | 200 | 200 | 0 |
| | City of LA CROSSE Ward 3 | 156 | 154 | 2 |
| | City of LA CROSSE Ward 4 | 195 | 195 | 0 |
| | City of LA CROSSE Ward 5 | 93 | 93 | 0 |
| | City of LA CROSSE Ward 6 | 136 | 136 | 0 |
| | City of LA CROSSE Ward 7 | 504 | 503 | 1 |
| | City of LA CROSSE Ward 8 | 230 | 230 | 0 |
| | City of LA CROSSE Ward 9 | 31 | 31 | 0 |
| | City of LA CROSSE Ward 10 | 22 | 19 | 3 |
| | City of LA CROSSE Ward 11 | 52 | 51 | 1 |
| | City of LA CROSSE Ward 12 | 213 | 211 | 2 |
| | City of LA CROSSE Ward 13 | 202 | 202 | 0 |
| | City of LA CROSSE Ward 14 | 168 | 167 | 1 |
| | City of LA CROSSE Ward 15 | 188 | 188 | 0 |
| | City of LA CROSSE Ward 16 | 247 | 246 | 1 |
| | City of LA CROSSE Ward 17 | 461 | 460 | 1 |
| | City of LA CROSSE Ward 18 | 387 | 387 | 0 |
| | City of LA CROSSE Ward 19 | 384 | 383 | 1 |
| | City of LA CROSSE Ward 20 | 210 | 210 | 0 |
| | City of LA CROSSE Ward 21 | 276 | 276 | 0 |
| | City of LA CROSSE Ward 22 | 209 | 209 | 0 |
| | City of LA CROSSE Ward 23 | 315 | 315 | 0 |
| | City of LA CROSSE Ward 24 | 287 | 287 | 0 |
| | City of LA CROSSE Ward 25 | 274 | 274 | 0 |
| | City of LA CROSSE Ward 26 | 335 | 335 | 0 |
| | City of LA CROSSE Ward 28 | 0 | 0 | 0 |

WEC Canvass Reporting System

Ward by Ward Report

2022 Partisan Primary

LA CROSSE

| | Total Votes Cast | Jill Billings | SCATTERING |
|----------------|------------------|---------------|------------|
| County Totals: | 6,855 | 6,840 | 15 |
| Office Totals: | 6,855 | 6,840 | 15 |

DEM

WEC Canvass Reporting System

Ward by Ward Report

2022 Partisan Primary

REPRESENTATIVE TO THE ASSEMBLY DISTRICT 96 - Democratic

| | | Total Votes Cast | DEM Mark Fritsche | DEM Jayne M. Swiggum | SCATTERING |
|-----------------|------------------------------------|------------------|-------------------------|----------------------------|------------|
| CRAWFORD | Town of BRIDGEPORT Ward 1 | 101 | 62 | 39 | 0 |
| | Town of CLAYTON Wards 1-3 | 136 | 33 | 103 | 0 |
| | Town of EASTMAN Wards 1-2 | 61 | 48 | 13 | 0 |
| | Town of FREEMAN Ward 1 | 105 | 27 | 78 | 0 |
| | Town of HANEY Ward 1 | 45 | 13 | 32 | 0 |
| | Town of MARIETTA Ward 1 | 28 | 14 | 14 | 0 |
| | Town of PRAIRIE DU CHIEN Wards 1-2 | 81 | 55 | 26 | 0 |
| | Town of SCOTT Ward 1 | 58 | 17 | 41 | 0 |
| | Town of SENECA Wards 1-2 | 92 | 56 | 36 | 0 |
| | Town of UTICA Ward 1 | 81 | 23 | 58 | 0 |
| | Town of WAUZEKA Wards 1-2 | 38 | 23 | 15 | 0 |
| | Village of BELL CENTER Ward 1 | 12 | 3 | 9 | 0 |
| | VILLAGE OF DE SOTO Ward 2 | 5 | 4 | 1 | 0 |
| | Village of EASTMAN Ward 1 | 30 | 24 | 6 | 0 |
| | Village of FERRYVILLE Ward 1 | 31 | 18 | 13 | 0 |
| | Village of GAYS MILLS Ward 1 | 64 | 5 | 59 | 0 |
| | Village of LYNXVILLE Ward 1 | 18 | 9 | 9 | 0 |
| | Village of MT. STERLING Ward 1 | 21 | 6 | 15 | 0 |
| | Village of SOLDIERS GROVE Ward 1 | 40 | 8 | 32 | 0 |
| | Village of STEUBEN Ward 1 | 9 | 5 | 4 | 0 |
| | Village of WAUZEKA Ward 1 | 49 | 25 | 24 | 0 |
| | City of PRAIRIE DU CHIEN Ward 1 | 81 | 57 | 24 | 0 |
| | City of PRAIRIE DU CHIEN Ward 2 | 41 | 26 | 15 | 0 |
| | City of PRAIRIE DU CHIEN Ward 3 | 100 | 55 | 45 | 0 |
| | City of PRAIRIE DU CHIEN Ward 4 | 71 | 42 | 29 | 0 |
| | City of PRAIRIE DU CHIEN Ward 5 | 104 | 83 | 21 | 0 |
| | City of PRAIRIE DU CHIEN Ward 6 | 105 | 82 | 23 | 0 |
| | County Totals: | 1,607 | 823 | 784 | 0 |

WEC Canvass Reporting System

Ward by Ward Report

2022 Partisan Primary

| | | Total Votes Cast | DEM | DEM | SCATTERING |
|---------------------------|------------------------------|------------------|---------------|------------------|------------|
| | | | Mark Fritsche | Jayne M. Swiggum | |
| MONROE | Town of ADRIAN Wards 1-2 | 45 | 29 | 16 | 0 |
| | Town of ANGELO Wards 1,2 | 65 | 31 | 34 | 0 |
| | Town of CLIFTON Ward 1 | 33 | 18 | 15 | 0 |
| | Town of GLENDALE Ward 1 | 41 | 20 | 21 | 0 |
| | Town of JEFFERSON Ward 1 | 25 | 8 | 17 | 0 |
| | Town of LAFAYETTE Ward 1 | 12 | 4 | 8 | 0 |
| | Town of LEON Wards 1-2 | 58 | 26 | 32 | 0 |
| | Town of OAKDALE Ward 1 | 24 | 16 | 8 | 0 |
| | Town of PORTLAND Ward 1 | 46 | 17 | 29 | 0 |
| | Town of RIDGEVILLE Ward 1 | 39 | 13 | 26 | 0 |
| | Town of SHELDON Wards 1-2 | 13 | 4 | 9 | 0 |
| | Town of TOMAH Wards 1-3 | 88 | 44 | 44 | 0 |
| | Town of WELLINGTON Ward 1 | 52 | 22 | 30 | 0 |
| | Town of WELLS Ward 1 | 26 | 9 | 17 | 0 |
| | Town of WILTON Ward 1 | 20 | 12 | 8 | 0 |
| | Village of CASHTON Wards 1,2 | 53 | 21 | 32 | 0 |
| | Village of KENDALL Ward 1 | 30 | 16 | 14 | 0 |
| | Village of MELVINA Ward 1 | 5 | 3 | 2 | 0 |
| | Village of NORWALK Ward 1 | 21 | 12 | 9 | 0 |
| | Village of OAKDALE Ward 1 | 13 | 5 | 8 | 0 |
| VILLAGE OF ONTARIO Ward 2 | 0 | 0 | 0 | 0 | |
| Village of WILTON Ward 1 | 35 | 17 | 18 | 0 | |
| County Totals: | | 744 | 347 | 397 | 0 |
| VERNON | Town of BERGEN Wards 1,2 | 117 | 48 | 68 | 1 |
| | Town of CHRISTIANA Wards 1-3 | 82 | 20 | 62 | 0 |
| | Town of CLINTON Wards 1-2 | 31 | 11 | 20 | 0 |
| | Town of COON Wards 1-2 | 88 | 36 | 52 | 0 |
| | Town of FOREST Ward 1 | 39 | 14 | 25 | 0 |
| | Town of FRANKLIN Wards 1-2 | 92 | 36 | 56 | 0 |
| | Town of GENOA Wards 1-2 | 62 | 16 | 46 | 0 |

WEC Canvass Reporting System

Ward by Ward Report

2022 Partisan Primary

| | Total Votes Cast | DEM | DEM | SCATTERING |
|-------------------------------|------------------|---------------|------------------|------------|
| | | Mark Fritsche | Jayne M. Swiggum | |
| VERNON | | | | |
| Town of HAMBURG Wards 1-2 | 70 | 30 | 40 | 0 |
| Town of HARMONY Ward 1 | 56 | 24 | 32 | 0 |
| Town of JEFFERSON Wards 1,2 | 99 | 40 | 59 | 0 |
| Town of KICKAPOO Wards 1-2 | 48 | 20 | 28 | 0 |
| Town of LIBERTY Ward 1 | 37 | 5 | 32 | 0 |
| Town of STARK Ward 1 | 42 | 10 | 32 | 0 |
| Town of STERLING Ward 1 | 31 | 13 | 18 | 0 |
| Town of UNION Wards 1-3 | 38 | 9 | 29 | 0 |
| Town of VIROQUA Wards 1,2,3 | 155 | 56 | 99 | 0 |
| Town of WEBSTER Wards 1-2 | 70 | 12 | 58 | 0 |
| Town of WHEATLAND Ward 1 | 64 | 26 | 38 | 0 |
| Town of WHITESTOWN Wards 1-2 | 40 | 9 | 31 | 0 |
| Village of CHASEBURG Ward 1 | 23 | 13 | 10 | 0 |
| Village of COON VALLEY Ward 1 | 61 | 19 | 42 | 0 |
| Village of DE SOTO Ward 1 | 18 | 2 | 16 | 0 |
| Village of GENOA Ward 1 | 15 | 3 | 12 | 0 |
| Village of LA FARGE Ward 1 | 49 | 10 | 39 | 0 |
| Village of ONTARIO Ward 1 | 27 | 13 | 14 | 0 |
| Village of READSTOWN Ward 1 | 21 | 4 | 17 | 0 |
| Village of STODDARD Ward 1 | 75 | 39 | 36 | 0 |
| City of VIROQUA Wards 1-9 | 572 | 175 | 397 | 0 |
| City of WESTBY Wards 1,2,3 | 216 | 93 | 123 | 0 |
| County Totals: | 2,338 | 806 | 1,531 | 1 |
| Office Totals: | 4,689 | 1,976 | 2,712 | 1 |

WEC Canvass Reporting System

Ward by Ward Report

2022 Partisan Primary

REPRESENTATIVE TO THE ASSEMBLY DISTRICT 97 - Democratic

| | | Total Votes Cast | SCATTERING |
|-----------------|------------------------------------|---------------------|------------|
| WAUKESHA | Town of GENESEE Wards 1-2,9 | 3 | 3 |
| | Town of GENESEE Wards 3,6-8 | 2 | 2 |
| | Town of GENESEE Wards 4-5,10 | 0 | 0 |
| | Town of MUKWONAGO Wards 4-6,12 | 5 | 5 |
| | Town of OTTAWA Wards 1-5 | 7 | 7 |
| | Village of DOUSMAN Wards 1-4,6 | 3 | 3 |
| | Village of NORTH PRAIRIE Wards 1-3 | 1 | 1 |
| | Village of SUMMIT Wards 1,6 | 5 | 5 |
| | Village of WAUKESHA Wards 1-5,8 | 10 | 10 |
| | City of WAUKESHA Ward 9A | 0 | 0 |
| | City of WAUKESHA Ward 10A | 0 | 0 |
| | City of WAUKESHA Ward 11 | 3 | 3 |
| | City of WAUKESHA Ward 18A | 0 | 0 |
| | City of WAUKESHA Ward 19 | 1 | 1 |
| | City of WAUKESHA Ward 20 | 5 | 5 |
| | City of WAUKESHA Ward 21 | 3 | 3 |
| | City of WAUKESHA Ward 22 | 8 | 8 |
| | City of WAUKESHA Ward 23 | 3 | 3 |
| | City of WAUKESHA Ward 24 | 5 | 5 |
| | City of WAUKESHA Ward 25 | 5 | 5 |
| | City of WAUKESHA Ward 26 | 1 | 1 |
| | City of WAUKESHA Ward 27 | 3 | 3 |
| | City of WAUKESHA Ward 28 | 3 | 3 |
| | City of WAUKESHA Ward 29 | 3 | 3 |
| | City of WAUKESHA Ward 30 | 2 | 2 |
| | City of WAUKESHA Ward 31 | 2 | 2 |
| | City of WAUKESHA Ward 32 | 5 | 5 |
| | City of WAUKESHA Ward 33 | 4 | 4 |
| | City of WAUKESHA Ward 34 | 2 | 2 |

WEC Canvass Reporting System

Ward by Ward Report

2022 Partisan Primary

| | | Total Votes Cast | SCATTERING |
|-----------------|---------------------------|---------------------|------------|
| WAUKESHA | City of WAUKESHA Ward 35 | 4 | 4 |
| | City of WAUKESHA Ward 36 | 1 | 1 |
| | City of WAUKESHA Ward 37 | 2 | 2 |
| | City of WAUKESHA Ward 38 | 3 | 3 |
| | City of WAUKESHA Ward 40A | 0 | 0 |
| | City of WAUKESHA Ward 41 | 3 | 3 |
| | County Totals: | 107 | 107 |
| | Office Totals: | 107 | 107 |

WEC Canvass Reporting System

Ward by Ward Report

2022 Partisan Primary

REPRESENTATIVE TO THE ASSEMBLY DISTRICT 98 - Democratic

| | | Total Votes Cast | DEM | |
|-----------------|--------------------------------|------------------|-----------------|------------|
| | | | Christina Barry | SCATTERING |
| WAUKESHA | Village of PEWAUKEE Wards 1-10 | 521 | 521 | 0 |
| | City of PEWAUKEE Wards 1-3,11 | 237 | 237 | 0 |
| | City of PEWAUKEE Wards 4-7 | 350 | 350 | 0 |
| | City of PEWAUKEE Wards 8-10 | 335 | 335 | 0 |
| | City of WAUKESHA Ward 1 | 59 | 59 | 0 |
| | City of WAUKESHA Ward 2 | 62 | 62 | 0 |
| | City of WAUKESHA Ward 3 | 99 | 99 | 0 |
| | City of WAUKESHA Ward 4 | 49 | 49 | 0 |
| | City of WAUKESHA Ward 5 | 71 | 71 | 0 |
| | City of WAUKESHA Ward 6 | 87 | 86 | 1 |
| | City of WAUKESHA Ward 7 | 18 | 18 | 0 |
| | City of WAUKESHA Ward 8 | 61 | 60 | 1 |
| | City of WAUKESHA Ward 9 | 57 | 57 | 0 |
| | City of WAUKESHA Ward 10 | 38 | 38 | 0 |
| | City of WAUKESHA Ward 12 | 73 | 73 | 0 |
| | City of WAUKESHA Ward 13 | 43 | 43 | 0 |
| | City of WAUKESHA Ward 14 | 113 | 113 | 0 |
| | City of WAUKESHA Ward 15 | 74 | 73 | 1 |
| | City of WAUKESHA Ward 16 | 135 | 134 | 1 |
| | City of WAUKESHA Ward 17 | 142 | 142 | 0 |
| | City of WAUKESHA Ward 18 | 122 | 122 | 0 |
| | City of WAUKESHA Ward 35A | 24 | 24 | 0 |
| | City of WAUKESHA Ward 39 | 123 | 123 | 0 |
| | City of WAUKESHA Ward 40 | 107 | 107 | 0 |
| | City of WAUKESHA Ward 42 | 88 | 88 | 0 |
| | City of WAUKESHA Ward 43 | 149 | 149 | 0 |
| | City of WAUKESHA Ward 44 | 163 | 163 | 0 |
| | City of WAUKESHA Ward 45 | 62 | 62 | 0 |
| | City of WAUKESHA Ward 46 | 95 | 95 | 0 |

WEC Canvass Reporting System

Ward by Ward Report

2022 Partisan Primary

| | | DEM | | |
|-----------------|--------------------------|--------------|-----------------|------------|
| | | Total Votes | Casi | |
| | | | Christina Barry | SCATTERING |
| WAUKESHA | City of WAUKESHA Ward 47 | 49 | 49 | 0 |
| | County Totals: | 3,606 | 3,602 | 4 |
| | Office Totals: | 3,606 | 3,602 | 4 |

WEC Canvass Reporting System

Ward by Ward Report

2022 Partisan Primary

REPRESENTATIVE TO THE ASSEMBLY DISTRICT 99 - Democratic

| | | Total Votes Cast | DEM | |
|------------------|---|------------------|-------------------|------------|
| | | | Alec Thomas Dahms | SCATTERING |
| JEFFERSON | VILLAGE OF LAC LA BELLE Ward 2 | 0 | 0 | 0 |
| | County Totals: | 0 | 0 | 0 |
| WAUKESHA | Town of DELAFIELD Wards 1-2,5-6 | 133 | 133 | 0 |
| | Town of DELAFIELD Wards 3-4 | 100 | 100 | 0 |
| | Town of DELAFIELD Wards 7-11 | 233 | 230 | 3 |
| | Town of LISBON Wards 4-5 | 148 | 148 | 0 |
| | Town of LISBON Ward 6 | 73 | 73 | 0 |
| | Town of LISBON Ward 8 | 21 | 21 | 0 |
| | Town of MERTON Wards 1-3,7-9,11 | 246 | 246 | 0 |
| | Town of MERTON Wards 4-6,10 | 156 | 155 | 1 |
| | Town of OCONOMOWOC Wards 1-2,4,10 | 173 | 172 | 1 |
| | Town of OCONOMOWOC Wards 3,6-7,11 | 186 | 186 | 0 |
| | Town of OCONOMOWOC Wards 5,8-9 | 169 | 168 | 1 |
| | Village of CHENEQUA Ward 1 | 25 | 25 | 0 |
| | Village of DOUSMAN Ward 5 | 0 | 0 | 0 |
| | Village of HARTLAND Wards 1,2,3,4,5,6,7,8,9,10,11,12,13 | 497 | 497 | 0 |
| | Village of LAC LA BELLE Ward 1 | 31 | 31 | 0 |
| | Village of MERTON Wards 1-4 | 123 | 121 | 2 |
| | Village of NASHOTAH Wards 1,2 | 79 | 79 | 0 |
| | Village of OCONOMOWOC LAKE Ward 1 | 28 | 28 | 0 |
| | Village of SUMMIT Wards 2-5 | 206 | 206 | 0 |
| | Village of SUSSEX Wards 9-10 | 2 | 2 | 0 |
| | Village of WALES Wards 1,2,3,4 | 181 | 181 | 0 |
| | City of DELAFIELD Wards 1-14 | 424 | 423 | 1 |
| | County Totals: | 3,234 | 3,225 | 9 |
| | Office Totals: | 3,234 | 3,225 | 9 |

WEC Canvass Reporting System

Ward by Ward Report

2022 Partisan Primary

REPRESENTATIVE TO THE ASSEMBLY DISTRICT 1 - Republican

| | | Total Votes Cast | REP | REP | |
|----------------------------------|----------------------------------|------------------|---------------|-------------|------------|
| | | | Joel Kitchens | Mitt Swagel | SCATTERING |
| BROWN | Town of EATON Wards 1-2 | 248 | 170 | 78 | 0 |
| | Town of GREEN BAY Wards 1-3 | 370 | 281 | 87 | 2 |
| | Town of HUMBOLDT Wards 1-2 | 232 | 170 | 62 | 0 |
| | Town of SCOTT Wards 1-4 | 539 | 415 | 122 | 2 |
| | City of GREEN BAY Ward 1 | 5 | 5 | 0 | 0 |
| County Totals: | | 1,394 | 1,041 | 349 | 4 |
| DOOR | Town of BAILEYS HARBOR Wards 1-3 | 172 | 152 | 20 | 0 |
| | Town of BRUSSELS Wards 1-2 | 164 | 117 | 47 | 0 |
| | Town of CLAY BANKS Ward 1 | 70 | 57 | 13 | 0 |
| | Town of EGG HARBOR Wards 1-3 | 240 | 212 | 27 | 1 |
| | Town of FORESTVILLE Wards 1-2 | 148 | 107 | 40 | 1 |
| | Town of GARDNER Wards 1-2 | 226 | 191 | 35 | 0 |
| | Town of GIBRALTAR Wards 1-2 | 205 | 178 | 27 | 0 |
| | Town of JACKSONPORT Wards 1-2 | 162 | 145 | 17 | 0 |
| | Town of LIBERTY GROVE Wards 1-3 | 296 | 277 | 18 | 1 |
| | Town of NASEWAUPEE Wards 1-4 | 341 | 303 | 38 | 0 |
| | Town of SEVASTOPOL Wards 1-5 | 528 | 470 | 58 | 0 |
| | Town of STURGEON BAY Wards 1-2 | 134 | 115 | 19 | 0 |
| | Town of UNION Wards 1-2 | 202 | 156 | 46 | 0 |
| | Town of WASHINGTON Ward 1 | 131 | 117 | 14 | 0 |
| | Village of EGG HARBOR Ward 1 | 68 | 61 | 7 | 0 |
| | Village of EPHRAIM Wards 1-2 | 69 | 63 | 5 | 1 |
| | Village of FORESTVILLE Ward 1 | 58 | 45 | 13 | 0 |
| | Village of SISTER BAY Wards 1-2 | 161 | 146 | 15 | 0 |
| | City of STURGEON BAY Wards 1-9 | 430 | 378 | 52 | 0 |
| | City of STURGEON BAY Wards 10-15 | 324 | 289 | 35 | 0 |
| City of STURGEON BAY Wards 16-21 | 270 | 227 | 43 | 0 | |
| County Totals: | | 4,399 | 3,806 | 589 | 4 |

WEC Canvass Reporting System

Ward by Ward Report

2022 Partisan Primary

| | | Total Votes Cast | REP | REP | |
|----------|---------------------------------|------------------|---------------|--------------|------------|
| KEWAUNEE | | | Joel Kitchens | Milt Swagel | SCATTERING |
| | Town of AHNAPEE Ward 1 | 125 | 86 | 39 | 0 |
| | Town of CARLTON Wards 1-2 | 208 | 97 | 111 | 0 |
| | Town of CASCO Wards 1-3 | 213 | 131 | 82 | 0 |
| | Town of FRANKLIN Ward 1 | 155 | 83 | 71 | 1 |
| | Town of LINCOLN Ward 1 | 120 | 89 | 31 | 0 |
| | Town of LUXEMBURG Wards 1-3 | 255 | 186 | 69 | 0 |
| | Town of MONTPELIER Wards 1-3 | 300 | 168 | 132 | 0 |
| | Town of PIERCE Wards 1-3 | 120 | 69 | 51 | 0 |
| | Town of RED RIVER Wards 1-4 | 253 | 186 | 66 | 1 |
| | Town of WEST KEWAUNEE Wards 1-2 | 292 | 160 | 132 | 0 |
| | Village of CASCO Ward 1 | 86 | 66 | 20 | 0 |
| | Village of LUXEMBURG Wards 1-5 | 340 | 257 | 83 | 0 |
| | City of ALGOMA Wards 1-7 | 304 | 243 | 61 | 0 |
| | City of KEWAUNEE Wards 1-6 | 331 | 225 | 106 | 0 |
| | County Totals: | 3,102 | 2,046 | 1,054 | 2 |
| | Office Totals: | 8,895 | 6,893 | 1,992 | 10 |

WEC Canvass Reporting System

Ward by Ward Report

2022 Partisan Primary

REPRESENTATIVE TO THE ASSEMBLY DISTRICT 2 - Republican

| | | Total Votes Cast | REP | |
|------------------|----------------------------------|------------------|------------------|------------|
| | | | Shae Sortwell | SCATTERING |
| BROWN | Town of HOLLAND Wards 1-2 | 233 | 233 | 0 |
| | Town of LAWRENCE Wards 1-7 | 789 | 784 | 5 |
| | Town of MORRISON Wards 1-2 | 254 | 254 | 0 |
| | Town of WRIGHTSTOWN Wards 1-4 | 372 | 372 | 0 |
| | Village of WRIGHTSTOWN Wards 1-3 | 350 | 350 | 0 |
| | City of DE PERE Wards 1-5 | 624 | 616 | 8 |
| | City of DE PERE Wards 6-9 | 483 | 475 | 8 |
| | City of DE PERE Wards 10-16 | 355 | 350 | 5 |
| | City of DE PERE Wards 17-23 | 645 | 638 | 7 |
| | County Totals: | 4,105 | 4,072 | 33 |
| MANITOWOC | Town of COOPERSTOWN Wards 1-2 | 209 | 208 | 1 |
| | Town of GIBSON Wards 1-2 | 220 | 216 | 4 |
| | Town of MISHICOT Wards 1-2 | 194 | 192 | 2 |
| | Town of TWO CREEKS Ward 1 | 66 | 65 | 1 |
| | Town of TWO RIVERS Wards 1-3 | 237 | 237 | 0 |
| | Village of MARIBEL Ward 1 | 35 | 35 | 0 |
| | Village of MISHICOT Wards 1,2 | 186 | 184 | 2 |
| | City of TWO RIVERS Wards 1-5 | 654 | 647 | 7 |
| | City of TWO RIVERS Wards 6-8 | 295 | 293 | 2 |
| | County Totals: | 2,096 | 2,077 | 19 |
| OUTAGAMIE | VILLAGE OF WRIGHTSTOWN Ward 4 | 30 | 30 | 0 |
| | County Totals: | 30 | 30 | 0 |
| | Office Totals: | 6,231 | 6,179 | 52 |

WEC Canvass Reporting System

Ward by Ward Report

2022 Partisan Primary

REPRESENTATIVE TO THE ASSEMBLY DISTRICT 3 - Republican

| | | Total Votes Cast | REP | |
|------------------------------|---|-----------------------|--------------|------------|
| | | | Ron Tusler | SCATTERING |
| CALUMET | Town of BRILLION Wards 1-2 | 237 | 236 | 1 |
| | Town of RANTOUL Ward 1 | 153 | 152 | 1 |
| | Town of WOODVILLE Ward 1 | 187 | 184 | 3 |
| | Village of HARRISON Wards 3-14 | 1,412 | 1,399 | 13 |
| | Village of HILBERT Wards 1-2 | 145 | 145 | 0 |
| | Village of POTTER Ward 1 | 42 | 42 | 0 |
| | Village of SHERWOOD Wards 1-5 | 740 | 734 | 6 |
| | CITY OF APPLETON Ward 13 | 192 | 190 | 2 |
| | CITY OF APPLETON Ward 14 | 48 | 48 | 0 |
| | CITY OF APPLETON Ward 15 | 77 | 76 | 1 |
| | CITY OF APPLETON Ward 25 | 180 | 180 | 0 |
| | CITY OF APPLETON Ward 44 | 155 | 155 | 0 |
| | CITY OF APPLETON Ward 45 | 158 | 157 | 1 |
| | CITY OF APPLETON Ward 46 | 81 | 81 | 0 |
| | CITY OF APPLETON Ward 47 | 0 | 0 | 0 |
| | City of BRILLION Wards 1-6 | 397 | 397 | 0 |
| | CITY OF KAUKAUNA Ward 12 | 0 | 0 | 0 |
| CITY OF MENASHA Wards 14-16 | 359 | 359 | 0 | |
| | County Totals: | 4,563 | 4,535 | 28 |
| MANITOWOC | Town of MAPLE GROVE Ward 1 | 99 | 99 | 0 |
| | | County Totals: | 99 | 99 |
| OUTAGAMIE | Town of BUCHANAN Wards 1-9 | 822 | 822 | 0 |
| | Village of COMBINED LOCKS Wards 1,2,3,4,5 | 381 | 381 | 0 |
| | VILLAGE OF HARRISON Wards 1-2 | 0 | 0 | 0 |
| | Village of KIMBERLY Wards 1-9 | 657 | 657 | 0 |
| | City of APPLETON Ward 8 | 99 | 99 | 0 |
| | City of APPLETON Ward 9 | 110 | 110 | 0 |
| City of KAUKAUNA Wards 13-15 | 0 | 0 | 0 | |

WEC Canvass Reporting System

Ward by Ward Report

2022 Partisan Primary

OUTAGAMIE City of KAUKAUNA Ward 16

| | REP | | |
|-----------------------|--------------|--------------|-----------|
| | Total Votes | Casi | REP |
| | 0 | 0 | 0 |
| County Totals: | 2,069 | 2,069 | 0 |
| Office Totals: | 6,731 | 6,703 | 28 |

WEC Canvass Reporting System

Ward by Ward Report

2022 Partisan Primary

REPRESENTATIVE TO THE ASSEMBLY DISTRICT 4 - Republican

| | | Total Votes Cast | REP | |
|---------------------------|-------------------------------------|------------------|---------------|------------|
| | | | David Steffen | SCATTERING |
| BROWN | Village of ALLOUEZ Wards 1-2 | 252 | 248 | 4 |
| | Village of ALLOUEZ Wards 3-4 | 364 | 363 | 1 |
| | Village of ALLOUEZ Wards 5-6 | 419 | 413 | 6 |
| | Village of ALLOUEZ Wards 7-9 | 339 | 336 | 3 |
| | Village of ASHWAUBENON Wards 1-2 | 204 | 204 | 0 |
| | Village of ASHWAUBENON Wards 3-4 | 220 | 217 | 3 |
| | Village of ASHWAUBENON Wards 5-6 | 290 | 289 | 1 |
| | Village of ASHWAUBENON Wards 7-8 | 332 | 331 | 1 |
| | Village of ASHWAUBENON Ward 9 | 176 | 176 | 0 |
| | Village of HOWARD Wards 1-2,9-12,14 | 748 | 746 | 2 |
| | Village of HOWARD Wards 5,21 | 174 | 174 | 0 |
| | Village of HOWARD Wards 7-8,18-19 | 500 | 499 | 1 |
| | Village of HOWARD Wards 15-17 | 413 | 409 | 4 |
| | City of GREEN BAY Ward 31A | 97 | 97 | 0 |
| | City of GREEN BAY Ward 32 | 106 | 106 | 0 |
| | City of GREEN BAY Ward 42 | 265 | 265 | 0 |
| | City of GREEN BAY Ward 43 | 214 | 214 | 0 |
| | City of GREEN BAY Ward 44 | 96 | 96 | 0 |
| | City of GREEN BAY Ward 45 | 326 | 323 | 3 |
| | City of GREEN BAY Ward 46 | 144 | 143 | 1 |
| City of GREEN BAY Ward 47 | 386 | 385 | 1 | |
| | County Totals: | 6,065 | 6,034 | 31 |
| OUTAGAMIE | VILLAGE OF HOWARD Ward 20 | 0 | 0 | 0 |
| | County Totals: | 0 | 0 | 0 |
| | Office Totals: | 6,065 | 6,034 | 31 |

WEC Canvass Reporting System

Ward by Ward Report

2022 Partisan Primary

REPRESENTATIVE TO THE ASSEMBLY DISTRICT 5 - Republican

| | | Total Votes Cast | REP | REP | REP | |
|-----------------------|-------------------------------------|------------------|--------------|------------------|-----------------|------------|
| | | | Joy Goeben | Greenwood Tim | Kraig Knaack | SCATTERING |
| BROWN | Village of ASHWAUBENON Ward 10 | 182 | 123 | 49 | 10 | 0 |
| | Village of ASHWAUBENON Wards 11-12 | 399 | 260 | 126 | 13 | 0 |
| | Village of HOBART Wards 1-7 | 446 | 290 | 130 | 24 | 2 |
| | Village of HOBART Wards 8-11 | 718 | 509 | 180 | 27 | 2 |
| County Totals: | | 1,745 | 1,182 | 485 | 74 | 4 |
| OUTAGAMIE | Town of FREEDOM Wards 1-8 | 809 | 394 | 237 | 178 | 0 |
| | Town of KAUKAUNA Wards 1-3 | 219 | 142 | 60 | 17 | 0 |
| | Town of ONEIDA Wards 1-6 | 344 | 201 | 102 | 41 | 0 |
| | Town of OSBORN Wards 1-2 | 186 | 113 | 53 | 20 | 0 |
| | Town of SEYMOUR Ward 1 | 98 | 63 | 28 | 7 | 0 |
| | Town of VANDENBROEK Wards 1-3 | 239 | 125 | 89 | 25 | 0 |
| | Village of LITTLE CHUTE Wards 1,10 | 132 | 73 | 54 | 5 | 0 |
| | Village of LITTLE CHUTE Wards 2-3,9 | 250 | 127 | 97 | 26 | 0 |
| | Village of LITTLE CHUTE Wards 4-5 | 243 | 104 | 128 | 11 | 0 |
| | Village of LITTLE CHUTE Wards 6,8 | 159 | 91 | 58 | 10 | 0 |
| | Village of LITTLE CHUTE Ward 7 | 145 | 51 | 79 | 15 | 0 |
| | City of APPLETON Ward 53 | 0 | 0 | 0 | 0 | 0 |
| | City of KAUKAUNA Wards 1-5 | 601 | 272 | 285 | 44 | 0 |
| | City of KAUKAUNA Wards 6-11 | 701 | 215 | 411 | 75 | 0 |
| | County Totals: | | 4,126 | 1,971 | 1,681 | 474 |
| Office Totals: | | 5,871 | 3,153 | 2,166 | 548 | 4 |

WEC Canvass Reporting System

Ward by Ward Report

2022 Partisan Primary

REPRESENTATIVE TO THE ASSEMBLY DISTRICT 6 - Republican

| | | Total Votes Cast | REP David Kohn | REP Nathan J. Michael | REP Matthew Kyle Albert | REP Craig Arrowood | REP Dean Martin Neubert | REP Peter Schmidt | SCATTERING |
|---------------------------|----------------------------------|------------------|-------------------|--------------------------|----------------------------|-----------------------|----------------------------|----------------------|------------|
| BROWN | Town of PITTSFIELD Wards 1-3 | 481 | 114 | 89 | 49 | 29 | 87 | 111 | 2 |
| | Village of PULASKI Wards 1-3,6 | 346 | 74 | 99 | 43 | 19 | 37 | 74 | 0 |
| | County Totals: | 827 | 188 | 188 | 92 | 48 | 124 | 185 | 2 |
| OCONTO | VILLAGE OF PULASKI Ward 5 | 0 | 0 | 0 | 0 | 0 | 0 | 0 | 0 |
| | County Totals: | 0 | 0 | 0 | 0 | 0 | 0 | 0 | 0 |
| OUTAGAMIE | Town of BLACK CREEK Wards 1-2 | 216 | 13 | 23 | 13 | 0 | 75 | 92 | 0 |
| | Town of BOVINA Wards 1-2 | 195 | 24 | 31 | 13 | 11 | 65 | 51 | 0 |
| | Town of CICERO Wards 1-2 | 137 | 11 | 35 | 13 | 5 | 42 | 31 | 0 |
| | Town of DEER CREEK Ward 1 | 92 | 8 | 35 | 8 | 8 | 15 | 18 | 0 |
| | Town of ELLINGTON Wards 1-5 | 532 | 43 | 85 | 25 | 14 | 297 | 68 | 0 |
| | Town of HORTONIA Wards 1-2 | 171 | 21 | 29 | 10 | 9 | 65 | 37 | 0 |
| | Town of LIBERTY Ward 1 | 135 | 18 | 25 | 6 | 5 | 54 | 27 | 0 |
| | Town of MAINE Ward 1 | 113 | 9 | 30 | 9 | 9 | 22 | 34 | 0 |
| | Town of SEYMOUR Ward 2 | 78 | 13 | 14 | 12 | 1 | 12 | 26 | 0 |
| | Village of BEAR CREEK Ward 1 | 35 | 1 | 22 | 1 | 2 | 4 | 5 | 0 |
| | Village of BLACK CREEK Wards 1-2 | 142 | 19 | 36 | 19 | 8 | 44 | 16 | 0 |
| | Village of HORTONVILLE Wards 1-4 | 376 | 40 | 59 | 48 | 15 | 151 | 63 | 0 |
| | Village of NICHOLS Ward 1 | 43 | 7 | 10 | 5 | 0 | 13 | 8 | 0 |
| | Village of SHIOCTON Ward 1 | 95 | 10 | 35 | 3 | 5 | 25 | 17 | 0 |
| | CITY OF NEW LONDON Ward 12 | 0 | 0 | 0 | 0 | 0 | 0 | 0 | 0 |
| City of SEYMOUR Wards 1-6 | 334 | 42 | 74 | 74 | 14 | 44 | 86 | 0 | |
| County Totals: | 2,694 | 279 | 543 | 259 | 106 | 928 | 579 | 0 | |
| SHAWANO | Town of ANGELICA Wards 1-3 | 311 | 98 | 38 | 27 | 17 | 45 | 86 | 0 |
| | Town of BELLE PLAINE Wards 1-4 | 366 | 38 | 86 | 44 | 68 | 65 | 65 | 0 |
| | Town of FAIRBANKS Ward 1 | 124 | 14 | 52 | 16 | 8 | 14 | 20 | 0 |
| | Town of GERMANIA Ward 1 | 56 | 17 | 12 | 4 | 4 | 6 | 13 | 0 |
| | Town of GRANT Ward 1 | 181 | 14 | 61 | 54 | 13 | 9 | 30 | 0 |
| | Town of HARTLAND Wards 1-2 | 198 | 22 | 14 | 12 | 26 | 26 | 98 | 0 |

WEC Canvass Reporting System

Ward by Ward Report

2022 Partisan Primary

| | | REP | REP | REP | REP | REP | REP | | |
|-----------------------------|---------------------------------|--------------|-------------------|---------------------|----------------|---------------------|---------------|--------------|----------|
| | | David Kohn | Nathan J. Michael | Matthew Kyle Albert | Craig Arrowood | Dean Martin Neubert | Peter Schmidt | SCATTERING | |
| | | Total Votes | Casi | | | | | | |
| SHAWANO | Town of HERMAN Wards 1-2 | 124 | 16 | 20 | 16 | 27 | 13 | 32 | 0 |
| | Town of LESSOR Wards 1-2 | 260 | 34 | 49 | 16 | 23 | 49 | 89 | 0 |
| | Town of MAPLE GROVE Ward 1 | 147 | 41 | 26 | 9 | 11 | 16 | 44 | 0 |
| | Town of MORRIS Wards 1-2 | 69 | 9 | 17 | 8 | 5 | 15 | 15 | 0 |
| | Town of NAVARINO Wards 1-2 | 97 | 10 | 16 | 2 | 8 | 31 | 30 | 0 |
| | Town of PELLA Ward 1 | 208 | 20 | 48 | 38 | 22 | 50 | 30 | 0 |
| | Town of RICHMOND Wards 1-3 | 480 | 52 | 85 | 22 | 99 | 119 | 103 | 0 |
| | Town of SENECA Ward 1 | 102 | 20 | 9 | 18 | 14 | 16 | 25 | 0 |
| | Town of WAUKECHON Wards 1-2 | 249 | 35 | 24 | 18 | 46 | 69 | 57 | 0 |
| | Town of WESCOTT Wards 1-5 | 640 | 82 | 94 | 33 | 129 | 136 | 166 | 0 |
| | Town of WITTENBERG Wards 1-2 | 131 | 29 | 21 | 9 | 13 | 24 | 35 | 0 |
| | Village of BONDUDEL Wards 1-2 | 281 | 29 | 16 | 21 | 49 | 64 | 102 | 0 |
| | Village of BOWLER Wards 1-2 | 34 | 3 | 6 | 6 | 5 | 4 | 10 | 0 |
| | Village of GRESHAM Ward 1 | 75 | 8 | 17 | 6 | 14 | 7 | 23 | 0 |
| | VILLAGE OF PULASKI Wards 4,7 | 13 | 1 | 3 | 1 | 1 | 1 | 6 | 0 |
| | Village of TIGERTON Ward 1 | 106 | 25 | 34 | 18 | 7 | 7 | 15 | 0 |
| | Village of WITTENBERG Wards 1-2 | 84 | 13 | 22 | 3 | 11 | 10 | 25 | 0 |
| | City of SHAWANO Wards 1-2 | 212 | 21 | 40 | 9 | 51 | 45 | 46 | 0 |
| | City of SHAWANO Wards 3-4 | 188 | 19 | 34 | 13 | 47 | 41 | 34 | 0 |
| | City of SHAWANO Wards 5-6 | 163 | 26 | 25 | 12 | 28 | 30 | 42 | 0 |
| City of SHAWANO Wards 7-8 | 136 | 8 | 22 | 11 | 46 | 20 | 29 | 0 | |
| City of SHAWANO Wards 9-10 | 238 | 27 | 55 | 12 | 61 | 43 | 40 | 0 | |
| City of SHAWANO Wards 11-12 | 201 | 26 | 42 | 14 | 47 | 32 | 40 | 0 | |
| | County Totals: | 5,474 | 757 | 988 | 472 | 900 | 1,007 | 1,350 | 0 |
| WAUPACA | Town of MATTESON Ward 1 | 164 | 25 | 67 | 10 | 17 | 21 | 24 | 0 |
| | Village of EMBARRASS Ward 1 | 62 | 6 | 27 | 3 | 5 | 4 | 17 | 0 |
| | County Totals: | 226 | 31 | 94 | 13 | 22 | 25 | 41 | 0 |
| | Office Totals: | 9,221 | 1,255 | 1,813 | 836 | 1,076 | 2,084 | 2,155 | 2 |

WEC Canvass Reporting System

Ward by Ward Report

2022 Partisan Primary

REPRESENTATIVE TO THE ASSEMBLY DISTRICT 7 - Republican

| | | Total Votes Cast | REP | |
|-----------|----------------------------|------------------|------------------|------------|
| | | | Zachary Marshall | SCATTERING |
| MILWAUKEE | City of GREENFIELD Ward 1 | 101 | 100 | 1 |
| | City of GREENFIELD Ward 3 | 78 | 77 | 1 |
| | City of GREENFIELD Ward 4 | 74 | 74 | 0 |
| | City of GREENFIELD Ward 5 | 6 | 6 | 0 |
| | City of GREENFIELD Ward 6 | 3 | 3 | 0 |
| | City of GREENFIELD Ward 7 | 0 | 0 | 0 |
| | City of GREENFIELD Ward 22 | 131 | 131 | 0 |
| | City of MILWAUKEE Ward 201 | 44 | 42 | 2 |
| | City of MILWAUKEE Ward 202 | 71 | 70 | 1 |
| | City of MILWAUKEE Ward 203 | 72 | 71 | 1 |
| | City of MILWAUKEE Ward 204 | 65 | 65 | 0 |
| | City of MILWAUKEE Ward 205 | 64 | 63 | 1 |
| | City of MILWAUKEE Ward 206 | 56 | 55 | 1 |
| | City of MILWAUKEE Ward 207 | 51 | 49 | 2 |
| | City of MILWAUKEE Ward 208 | 60 | 60 | 0 |
| | City of MILWAUKEE Ward 254 | 92 | 91 | 1 |
| | City of MILWAUKEE Ward 255 | 51 | 51 | 0 |
| | City of MILWAUKEE Ward 256 | 68 | 68 | 0 |
| | City of MILWAUKEE Ward 257 | 50 | 48 | 2 |
| | City of MILWAUKEE Ward 258 | 57 | 57 | 0 |
| | City of MILWAUKEE Ward 268 | 48 | 48 | 0 |
| | City of MILWAUKEE Ward 269 | 62 | 62 | 0 |
| | City of MILWAUKEE Ward 270 | 86 | 83 | 3 |
| | City of MILWAUKEE Ward 296 | 98 | 96 | 2 |
| | City of MILWAUKEE Ward 297 | 13 | 13 | 0 |
| | City of MILWAUKEE Ward 298 | 55 | 53 | 2 |
| | City of MILWAUKEE Ward 299 | 87 | 85 | 2 |
| | City of MILWAUKEE Ward 343 | 33 | 33 | 0 |
| | City of MILWAUKEE Ward 344 | 21 | 20 | 1 |

WEC Canvass Reporting System

Ward by Ward Report

2022 Partisan Primary

| | | Total Votes Cast | REP | |
|------------------|----------------------------|------------------|------------------|------------|
| | | | Zachary Marshall | SCATTERING |
| MILWAUKEE | City of MILWAUKEE Ward 345 | 33 | 33 | 0 |
| | City of MILWAUKEE Ward 350 | 0 | 0 | 0 |
| | City of MILWAUKEE Ward 351 | 0 | 0 | 0 |
| | City of WEST ALLIS Ward 1 | 108 | 105 | 3 |
| | City of WEST ALLIS Ward 2 | 55 | 54 | 1 |
| | City of WEST ALLIS Ward 3 | 81 | 81 | 0 |
| | City of WEST ALLIS Ward 4 | 136 | 134 | 2 |
| | City of WEST ALLIS Ward 5 | 94 | 90 | 4 |
| | City of WEST ALLIS Ward 16 | 85 | 83 | 2 |
| | City of WEST ALLIS Ward 17 | 8 | 8 | 0 |
| | County Totals: | 2,297 | 2,262 | 35 |
| | Office Totals: | 2,297 | 2,262 | 35 |

WEC Canvass Reporting System

Ward by Ward Report

2022 Partisan Primary

REPRESENTATIVE TO THE ASSEMBLY DISTRICT 8 - Republican

| | | Total Votes Cast | SCATTERING |
|------------------|----------------------------|---------------------|------------|
| MILWAUKEE | City of MILWAUKEE Ward 217 | 1 | 1 |
| | City of MILWAUKEE Ward 218 | 1 | 1 |
| | City of MILWAUKEE Ward 219 | 0 | 0 |
| | City of MILWAUKEE Ward 220 | 0 | 0 |
| | City of MILWAUKEE Ward 223 | 1 | 1 |
| | City of MILWAUKEE Ward 224 | 0 | 0 |
| | City of MILWAUKEE Ward 225 | 2 | 2 |
| | City of MILWAUKEE Ward 226 | 0 | 0 |
| | City of MILWAUKEE Ward 227 | 2 | 2 |
| | City of MILWAUKEE Ward 228 | 1 | 1 |
| | City of MILWAUKEE Ward 229 | 1 | 1 |
| | City of MILWAUKEE Ward 230 | 4 | 4 |
| | City of MILWAUKEE Ward 231 | 0 | 0 |
| | City of MILWAUKEE Ward 232 | 0 | 0 |
| | City of MILWAUKEE Ward 233 | 0 | 0 |
| | City of MILWAUKEE Ward 234 | 0 | 0 |
| | City of MILWAUKEE Ward 235 | 0 | 0 |
| | City of MILWAUKEE Ward 242 | 1 | 1 |
| | City of MILWAUKEE Ward 243 | 0 | 0 |
| | City of MILWAUKEE Ward 244 | 0 | 0 |
| | City of MILWAUKEE Ward 245 | 1 | 1 |
| | City of MILWAUKEE Ward 246 | 0 | 0 |
| | City of MILWAUKEE Ward 247 | 1 | 1 |
| | City of MILWAUKEE Ward 280 | 2 | 2 |
| | City of MILWAUKEE Ward 283 | 0 | 0 |
| | City of MILWAUKEE Ward 305 | 0 | 0 |
| | City of MILWAUKEE Ward 306 | 2 | 2 |
| | City of MILWAUKEE Ward 307 | 1 | 1 |
| | City of MILWAUKEE Ward 308 | 0 | 0 |

WEC Canvass Reporting System

Ward by Ward Report

2022 Partisan Primary

| | | Total Votes Cast | SCATTERING |
|------------------|----------------------------|---------------------|------------|
| MILWAUKEE | City of MILWAUKEE Ward 309 | 2 | 2 |
| | City of MILWAUKEE Ward 310 | 0 | 0 |
| | City of MILWAUKEE Ward 337 | 0 | 0 |
| | City of MILWAUKEE Ward 339 | 0 | 0 |
| | City of MILWAUKEE Ward 342 | 0 | 0 |
| | County Totals: | 23 | 23 |
| | Office Totals: | 23 | 23 |

WEC Canvass Reporting System

Ward by Ward Report

2022 Partisan Primary

REPRESENTATIVE TO THE ASSEMBLY DISTRICT 9 - Republican

| | | Total Votes Cast | REP | |
|------------------|---------------------------------------|------------------|----------------------|------------|
| | | | Ryan Michael Antczak | SCATTERING |
| MILWAUKEE | Village of WEST MILWAUKEE Wards 1-2,5 | 48 | 48 | 0 |
| | Village of WEST MILWAUKEE Wards 3-4,6 | 59 | 59 | 0 |
| | City of MILWAUKEE Ward 210 | 3 | 3 | 0 |
| | City of MILWAUKEE Ward 211 | 9 | 9 | 0 |
| | City of MILWAUKEE Ward 212 | 11 | 11 | 0 |
| | City of MILWAUKEE Ward 213 | 21 | 21 | 0 |
| | City of MILWAUKEE Ward 214 | 13 | 13 | 0 |
| | City of MILWAUKEE Ward 215 | 18 | 17 | 1 |
| | City of MILWAUKEE Ward 216 | 30 | 30 | 0 |
| | City of MILWAUKEE Ward 221 | 2 | 2 | 0 |
| | City of MILWAUKEE Ward 222 | 17 | 16 | 1 |
| | City of MILWAUKEE Ward 248 | 38 | 38 | 0 |
| | City of MILWAUKEE Ward 249 | 20 | 20 | 0 |
| | City of MILWAUKEE Ward 250 | 11 | 10 | 1 |
| | City of MILWAUKEE Ward 251 | 14 | 14 | 0 |
| | City of MILWAUKEE Ward 252 | 32 | 32 | 0 |
| | City of MILWAUKEE Ward 253 | 58 | 58 | 0 |
| | City of MILWAUKEE Ward 271 | 50 | 50 | 0 |
| | City of MILWAUKEE Ward 272 | 28 | 27 | 1 |
| | City of MILWAUKEE Ward 273 | 13 | 13 | 0 |
| | City of MILWAUKEE Ward 274 | 26 | 26 | 0 |
| | City of MILWAUKEE Ward 275 | 43 | 43 | 0 |
| | City of MILWAUKEE Ward 276 | 75 | 72 | 3 |
| | City of MILWAUKEE Ward 277 | 32 | 32 | 0 |
| | City of MILWAUKEE Ward 278 | 17 | 17 | 0 |
| | City of MILWAUKEE Ward 279 | 30 | 30 | 0 |
| | City of MILWAUKEE Ward 294 | 58 | 56 | 2 |
| | City of MILWAUKEE Ward 295 | 70 | 67 | 3 |
| | City of MILWAUKEE Ward 311 | 53 | 52 | 1 |

WEC Canvass Reporting System

Ward by Ward Report

2022 Partisan Primary

| | | Total Votes Cast | REP | |
|------------------|----------------------------|------------------|----------------------|------------|
| | | | Ryan Michael Antczak | SCATTERING |
| MILWAUKEE | City of MILWAUKEE Ward 312 | 15 | 15 | 0 |
| | City of MILWAUKEE Ward 338 | 0 | 0 | 0 |
| | City of MILWAUKEE Ward 346 | 4 | 4 | 0 |
| | County Totals: | 918 | 905 | 13 |
| | Office Totals: | 918 | 905 | 13 |

WEC Canvass Reporting System

Ward by Ward Report

2022 Partisan Primary

REPRESENTATIVE TO THE ASSEMBLY DISTRICT 10 - Republican

| | | Total Votes Cast | SCATTERING |
|------------------|---------------------------------|---------------------|------------|
| MILWAUKEE | Village of SHOREWOOD Wards 1-4 | 9 | 9 |
| | Village of SHOREWOOD Wards 5-8 | 7 | 7 |
| | Village of SHOREWOOD Wards 9-12 | 5 | 5 |
| | City of GLENDALE Wards 1,7 | 4 | 4 |
| | City of GLENDALE Wards 2,8 | 7 | 7 |
| | City of GLENDALE Wards 3,9 | 8 | 8 |
| | City of GLENDALE Wards 4,10 | 2 | 2 |
| | City of GLENDALE Wards 5,11 | 6 | 6 |
| | City of GLENDALE Wards 6,12 | 1 | 1 |
| | City of MILWAUKEE Ward 55 | 0 | 0 |
| | City of MILWAUKEE Ward 56 | 0 | 0 |
| | City of MILWAUKEE Ward 57 | 0 | 0 |
| | City of MILWAUKEE Ward 58 | 1 | 1 |
| | City of MILWAUKEE Ward 59 | 0 | 0 |
| | City of MILWAUKEE Ward 60 | 0 | 0 |
| | City of MILWAUKEE Ward 108 | 1 | 1 |
| | City of MILWAUKEE Ward 109 | 0 | 0 |
| | City of MILWAUKEE Ward 110 | 0 | 0 |
| | City of MILWAUKEE Ward 111 | 0 | 0 |
| | City of MILWAUKEE Ward 112 | 0 | 0 |
| | City of MILWAUKEE Ward 113 | 0 | 0 |
| | City of MILWAUKEE Ward 114 | 2 | 2 |
| | City of MILWAUKEE Ward 115 | 0 | 0 |
| | City of MILWAUKEE Ward 116 | 1 | 1 |
| | City of MILWAUKEE Ward 117 | 1 | 1 |
| | City of MILWAUKEE Ward 118 | 0 | 0 |
| | City of MILWAUKEE Ward 119 | 1 | 1 |
| | City of MILWAUKEE Ward 120 | 1 | 1 |
| | City of MILWAUKEE Ward 121 | 3 | 3 |

WEC Canvass Reporting System

Ward by Ward Report

2022 Partisan Primary

| | | Total Votes Cast | SCATTERING |
|------------------|----------------------------|---------------------|------------|
| MILWAUKEE | City of MILWAUKEE Ward 136 | 0 | 0 |
| | City of MILWAUKEE Ward 330 | 0 | 0 |
| | County Totals: | 60 | 60 |
| | Office Totals: | 60 | 60 |

WEC Canvass Reporting System

Ward by Ward Report

2022 Partisan Primary

REPRESENTATIVE TO THE ASSEMBLY DISTRICT 11 - Republican

| | | Total Votes Cast | SCATTERING |
|------------------|---------------------------|---------------------|------------|
| MILWAUKEE | City of MILWAUKEE Ward 9 | 0 | 0 |
| | City of MILWAUKEE Ward 11 | 3 | 3 |
| | City of MILWAUKEE Ward 12 | 0 | 0 |
| | City of MILWAUKEE Ward 13 | 1 | 1 |
| | City of MILWAUKEE Ward 14 | 1 | 1 |
| | City of MILWAUKEE Ward 15 | 2 | 2 |
| | City of MILWAUKEE Ward 16 | 1 | 1 |
| | City of MILWAUKEE Ward 17 | 4 | 4 |
| | City of MILWAUKEE Ward 18 | 3 | 3 |
| | City of MILWAUKEE Ward 19 | 4 | 4 |
| | City of MILWAUKEE Ward 20 | 0 | 0 |
| | City of MILWAUKEE Ward 21 | 4 | 4 |
| | City of MILWAUKEE Ward 22 | 0 | 0 |
| | City of MILWAUKEE Ward 23 | 0 | 0 |
| | City of MILWAUKEE Ward 24 | 0 | 0 |
| | City of MILWAUKEE Ward 25 | 1 | 1 |
| | City of MILWAUKEE Ward 26 | 1 | 1 |
| | City of MILWAUKEE Ward 29 | 0 | 0 |
| | City of MILWAUKEE Ward 39 | 0 | 0 |
| | City of MILWAUKEE Ward 40 | 0 | 0 |
| | City of MILWAUKEE Ward 41 | 0 | 0 |
| | City of MILWAUKEE Ward 42 | 0 | 0 |
| | City of MILWAUKEE Ward 44 | 0 | 0 |
| | City of MILWAUKEE Ward 45 | 0 | 0 |
| | City of MILWAUKEE Ward 46 | 0 | 0 |
| | City of MILWAUKEE Ward 47 | 0 | 0 |
| | City of MILWAUKEE Ward 48 | 0 | 0 |
| | City of MILWAUKEE Ward 49 | 1 | 1 |
| | City of MILWAUKEE Ward 50 | 0 | 0 |

WEC Canvass Reporting System

Ward by Ward Report

2022 Partisan Primary

| | | Total Votes Cast | SCATTERING |
|------------------|----------------------------|---------------------|------------|
| MILWAUKEE | City of MILWAUKEE Ward 51 | 1 | 1 |
| | City of MILWAUKEE Ward 52 | 1 | 1 |
| | City of MILWAUKEE Ward 53 | 0 | 0 |
| | City of MILWAUKEE Ward 54 | 1 | 1 |
| | City of MILWAUKEE Ward 318 | 0 | 0 |
| | County Totals: | 29 | 29 |
| | Office Totals: | 29 | 29 |

WEC Canvass Reporting System

Ward by Ward Report

2022 Partisan Primary

REPRESENTATIVE TO THE ASSEMBLY DISTRICT 12 - Republican

| | | Total Votes Cast | REP | |
|-----------|------------------------------|------------------|--------------|------------|
| | | | Greg Canady | SCATTERING |
| MILWAUKEE | Village of BROWN DEER Ward 3 | 43 | 43 | 0 |
| | City of MILWAUKEE Ward 1 | 27 | 27 | 0 |
| | City of MILWAUKEE Ward 2 | 3 | 3 | 0 |
| | City of MILWAUKEE Ward 3 | 30 | 30 | 0 |
| | City of MILWAUKEE Ward 4 | 47 | 47 | 0 |
| | City of MILWAUKEE Ward 5 | 32 | 32 | 0 |
| | City of MILWAUKEE Ward 6 | 52 | 52 | 0 |
| | City of MILWAUKEE Ward 7 | 33 | 33 | 0 |
| | City of MILWAUKEE Ward 8 | 47 | 47 | 0 |
| | City of MILWAUKEE Ward 10 | 68 | 67 | 1 |
| | City of MILWAUKEE Ward 27 | 13 | 12 | 1 |
| | City of MILWAUKEE Ward 28 | 9 | 9 | 0 |
| | City of MILWAUKEE Ward 30 | 8 | 7 | 1 |
| | City of MILWAUKEE Ward 31 | 8 | 8 | 0 |
| | City of MILWAUKEE Ward 32 | 44 | 42 | 2 |
| | City of MILWAUKEE Ward 33 | 152 | 150 | 2 |
| | City of MILWAUKEE Ward 34 | 10 | 9 | 1 |
| | City of MILWAUKEE Ward 35 | 111 | 109 | 2 |
| | City of MILWAUKEE Ward 36 | 23 | 23 | 0 |
| | City of MILWAUKEE Ward 37 | 5 | 5 | 0 |
| | City of MILWAUKEE Ward 38 | 15 | 15 | 0 |
| | City of MILWAUKEE Ward 75 | 36 | 35 | 1 |
| | City of MILWAUKEE Ward 76 | 38 | 38 | 0 |
| | City of MILWAUKEE Ward 77 | 43 | 43 | 0 |
| | City of MILWAUKEE Ward 78 | 51 | 50 | 1 |
| | City of MILWAUKEE Ward 82 | 38 | 38 | 0 |
| | City of MILWAUKEE Ward 315 | 54 | 54 | 0 |
| | City of WAUWATOSA Ward 24A | 96 | 95 | 1 |
| | County Totals: | 1,136 | 1,123 | 13 |

WEC Canvass Reporting System

Ward by Ward Report

2022 Partisan Primary

| | REP | |
|------------------|-------------|------------|
| Total Votes Cast | Greg Canady | SCATTERING |
| Office Totals: | 1,136 | 13 |

WEC Canvass Reporting System

Ward by Ward Report

2022 Partisan Primary

REPRESENTATIVE TO THE ASSEMBLY DISTRICT 13 - Republican

| | | Total Votes Cast | REP | REP | |
|----------------------------|-----------------------------------|------------------|---------------|-------------|------------|
| | | | Tom Michalski | Erik Ngutse | SCATTERING |
| MILWAUKEE | City of WAUWATOSA Ward 9B | 88 | 44 | 43 | 1 |
| | City of WAUWATOSA Ward 19 | 166 | 96 | 69 | 1 |
| | City of WAUWATOSA Ward 20A | 150 | 90 | 60 | 0 |
| | City of WAUWATOSA Ward 21B | 26 | 13 | 13 | 0 |
| County Totals: | | 430 | 243 | 185 | 2 |
| WAUKESHA | Town of BROOKFIELD Wards 1-2,9-11 | 406 | 253 | 151 | 2 |
| | Town of BROOKFIELD Wards 3-8 | 772 | 456 | 314 | 2 |
| | Village of ELM GROVE Wards 1-4 | 715 | 354 | 358 | 3 |
| | Village of ELM GROVE Wards 5-8 | 608 | 264 | 344 | 0 |
| | City of BROOKFIELD Ward 1 | 365 | 143 | 222 | 0 |
| | City of BROOKFIELD Ward 2 | 396 | 178 | 217 | 1 |
| | City of BROOKFIELD Ward 3 | 306 | 171 | 134 | 1 |
| | City of BROOKFIELD Ward 4 | 330 | 140 | 189 | 1 |
| | City of BROOKFIELD Ward 5 | 297 | 142 | 154 | 1 |
| | City of BROOKFIELD Ward 6 | 410 | 207 | 202 | 1 |
| | City of BROOKFIELD Ward 7 | 268 | 143 | 125 | 0 |
| | City of BROOKFIELD Ward 8 | 355 | 168 | 184 | 3 |
| | City of BROOKFIELD Ward 9 | 368 | 145 | 221 | 2 |
| | City of BROOKFIELD Ward 10 | 297 | 143 | 154 | 0 |
| | City of BROOKFIELD Ward 11 | 367 | 211 | 156 | 0 |
| | City of BROOKFIELD Ward 12 | 325 | 159 | 166 | 0 |
| | City of BROOKFIELD Ward 13 | 314 | 161 | 153 | 0 |
| | City of BROOKFIELD Ward 14 | 293 | 139 | 153 | 1 |
| | City of BROOKFIELD Ward 15 | 438 | 237 | 201 | 0 |
| | City of BROOKFIELD Ward 16 | 166 | 71 | 95 | 0 |
| City of BROOKFIELD Ward 17 | 407 | 218 | 188 | 1 | |
| City of BROOKFIELD Ward 18 | 335 | 184 | 150 | 1 | |
| City of BROOKFIELD Ward 19 | 246 | 131 | 115 | 0 | |
| City of BROOKFIELD Ward 20 | 295 | 143 | 152 | 0 | |

WEC Canvass Reporting System

Ward by Ward Report

2022 Partisan Primary

| | | Total Votes | REP | REP | |
|-----------------|----------------------------|--------------|---------------|--------------|------------|
| | | Casi | Tom Michalski | Erik Ngutse | SCATTERING |
| WAUKESHA | City of BROOKFIELD Ward 21 | 294 | 154 | 139 | 1 |
| | County Totals: | 9,373 | 4,715 | 4,637 | 21 |
| | Office Totals: | 9,803 | 4,958 | 4,822 | 23 |

WEC Canvass Reporting System

Ward by Ward Report

2022 Partisan Primary

REPRESENTATIVE TO THE ASSEMBLY DISTRICT 14 - Republican

| | | Total Votes Cast | REP | |
|-----------|----------------------------|------------------|-------------|------------|
| | | | Keva Turner | SCATTERING |
| MILWAUKEE | City of WAUWATOSA Ward 1 | 89 | 89 | 0 |
| | City of WAUWATOSA Ward 2A | 116 | 114 | 2 |
| | City of WAUWATOSA Ward 4B | 40 | 39 | 1 |
| | City of WAUWATOSA Ward 5 | 127 | 124 | 3 |
| | City of WAUWATOSA Ward 6A | 35 | 35 | 0 |
| | City of WAUWATOSA Ward 7 | 158 | 156 | 2 |
| | City of WAUWATOSA Ward 8 | 160 | 159 | 1 |
| | City of WAUWATOSA Ward 9A | 85 | 85 | 0 |
| | City of WAUWATOSA Ward 12A | 0 | 0 | 0 |
| | City of WAUWATOSA Ward 13 | 65 | 64 | 1 |
| | City of WAUWATOSA Ward 14 | 87 | 86 | 1 |
| | City of WAUWATOSA Ward 15 | 87 | 83 | 4 |
| | City of WAUWATOSA Ward 16 | 170 | 170 | 0 |
| | City of WAUWATOSA Ward 17 | 152 | 151 | 1 |
| | City of WAUWATOSA Ward 18 | 152 | 152 | 0 |
| | City of WAUWATOSA Ward 20B | 12 | 12 | 0 |
| | City of WAUWATOSA Ward 21A | 67 | 67 | 0 |
| | City of WAUWATOSA Ward 22 | 101 | 98 | 3 |
| | City of WAUWATOSA Ward 23 | 147 | 143 | 4 |
| | City of WAUWATOSA Ward 24B | 14 | 14 | 0 |
| | City of WEST ALLIS Ward 6 | 76 | 75 | 1 |
| | City of WEST ALLIS Ward 7 | 106 | 104 | 2 |
| | City of WEST ALLIS Ward 8 | 124 | 121 | 3 |
| | City of WEST ALLIS Ward 9 | 95 | 95 | 0 |
| | City of WEST ALLIS Ward 10 | 93 | 92 | 1 |
| | City of WEST ALLIS Ward 11 | 117 | 117 | 0 |
| | City of WEST ALLIS Ward 12 | 76 | 75 | 1 |
| | City of WEST ALLIS Ward 13 | 123 | 122 | 1 |
| | City of WEST ALLIS Ward 14 | 214 | 214 | 0 |

WEC Canvass Reporting System

Ward by Ward Report

2022 Partisan Primary

| | | Total Votes Cast | REP | |
|------------------|----------------------------|------------------|--------------|------------|
| | | | Keva Turner | SCATTERING |
| MILWAUKEE | City of WEST ALLIS Ward 18 | 283 | 281 | 2 |
| | City of WEST ALLIS Ward 22 | 20 | 20 | 0 |
| | City of WEST ALLIS Ward 23 | 272 | 268 | 4 |
| | County Totals: | 3,463 | 3,425 | 38 |
| | Office Totals: | 3,463 | 3,425 | 38 |

WEC Canvass Reporting System

Ward by Ward Report

2022 Partisan Primary

REPRESENTATIVE TO THE ASSEMBLY DISTRICT 15 - Republican

| | | Total Votes Cast | REP | |
|----------------------------|------------------------------------|------------------|------------|------------|
| | | | Dave Maxey | SCATTERING |
| MILWAUKEE | City of WEST ALLIS Ward 15 | 32 | 32 | 0 |
| | City of WEST ALLIS Ward 19 | 174 | 172 | 2 |
| | City of WEST ALLIS Ward 20 | 94 | 92 | 2 |
| | City of WEST ALLIS Ward 21 | 90 | 89 | 1 |
| | City of WEST ALLIS Ward 24 | 91 | 90 | 1 |
| | City of WEST ALLIS Ward 25 | 213 | 213 | 0 |
| | City of WEST ALLIS Ward 26 | 207 | 207 | 0 |
| County Totals: | | 901 | 895 | 6 |
| WAUKESHA | Village of WAUKESHA Wards 6-7,9-11 | 809 | 807 | 2 |
| | City of NEW BERLIN Ward 1 | 285 | 284 | 1 |
| | City of NEW BERLIN Ward 2 | 228 | 227 | 1 |
| | City of NEW BERLIN Ward 3 | 247 | 246 | 1 |
| | City of NEW BERLIN Ward 4 | 272 | 271 | 1 |
| | City of NEW BERLIN Ward 5 | 351 | 351 | 0 |
| | City of NEW BERLIN Ward 6 | 122 | 121 | 1 |
| | City of NEW BERLIN Ward 7 | 300 | 298 | 2 |
| | City of NEW BERLIN Ward 8 | 185 | 185 | 0 |
| | City of NEW BERLIN Ward 9 | 174 | 172 | 2 |
| | City of NEW BERLIN Ward 10 | 214 | 214 | 0 |
| | City of NEW BERLIN Ward 11 | 406 | 405 | 1 |
| | City of NEW BERLIN Ward 12 | 276 | 276 | 0 |
| | City of NEW BERLIN Ward 13 | 242 | 242 | 0 |
| | City of NEW BERLIN Ward 14 | 244 | 244 | 0 |
| | City of NEW BERLIN Ward 15 | 448 | 446 | 2 |
| | City of NEW BERLIN Ward 16 | 195 | 194 | 1 |
| | City of NEW BERLIN Ward 17 | 350 | 350 | 0 |
| | City of NEW BERLIN Ward 18 | 416 | 415 | 1 |
| | City of NEW BERLIN Ward 19 | 268 | 268 | 0 |
| City of NEW BERLIN Ward 20 | 340 | 338 | 2 | |

WEC Canvass Reporting System

Ward by Ward Report

2022 Partisan Primary

| | | Total Votes Cast | REP | |
|-----------------|----------------------------|------------------|--------------|------------|
| | | | Dave Maxey | SCATTERING |
| WAUKESHA | City of NEW BERLIN Ward 21 | 398 | 397 | 1 |
| | County Totals: | 6,770 | 6,751 | 19 |
| | Office Totals: | 7,671 | 7,646 | 25 |

WEC Canvass Reporting System

Ward by Ward Report

2022 Partisan Primary

REPRESENTATIVE TO THE ASSEMBLY DISTRICT 16 - Republican

| | | Total Votes Cast | SCATTERING |
|------------------|----------------------------|---------------------|------------|
| MILWAUKEE | City of MILWAUKEE Ward 102 | 0 | 0 |
| | City of MILWAUKEE Ward 103 | 1 | 1 |
| | City of MILWAUKEE Ward 104 | 1 | 1 |
| | City of MILWAUKEE Ward 105 | 1 | 1 |
| | City of MILWAUKEE Ward 106 | 0 | 0 |
| | City of MILWAUKEE Ward 107 | 2 | 2 |
| | City of MILWAUKEE Ward 134 | 0 | 0 |
| | City of MILWAUKEE Ward 135 | 0 | 0 |
| | City of MILWAUKEE Ward 137 | 1 | 1 |
| | City of MILWAUKEE Ward 138 | 0 | 0 |
| | City of MILWAUKEE Ward 139 | 0 | 0 |
| | City of MILWAUKEE Ward 140 | 0 | 0 |
| | City of MILWAUKEE Ward 142 | 0 | 0 |
| | City of MILWAUKEE Ward 143 | 0 | 0 |
| | City of MILWAUKEE Ward 144 | 0 | 0 |
| | City of MILWAUKEE Ward 145 | 0 | 0 |
| | City of MILWAUKEE Ward 146 | 0 | 0 |
| | City of MILWAUKEE Ward 147 | 0 | 0 |
| | City of MILWAUKEE Ward 148 | 0 | 0 |
| | City of MILWAUKEE Ward 166 | 0 | 0 |
| | City of MILWAUKEE Ward 167 | 0 | 0 |
| | City of MILWAUKEE Ward 168 | 0 | 0 |
| | City of MILWAUKEE Ward 169 | 0 | 0 |
| | City of MILWAUKEE Ward 170 | 2 | 2 |
| | City of MILWAUKEE Ward 171 | 0 | 0 |
| | City of MILWAUKEE Ward 172 | 1 | 1 |
| | City of MILWAUKEE Ward 173 | 3 | 3 |
| | City of MILWAUKEE Ward 183 | 3 | 3 |
| | City of MILWAUKEE Ward 184 | 1 | 1 |

WEC Canvass Reporting System

Ward by Ward Report

2022 Partisan Primary

| | | Total Votes Cast | SCATTERING |
|------------------|----------------------------|---------------------|------------|
| MILWAUKEE | City of MILWAUKEE Ward 185 | 3 | 3 |
| | City of MILWAUKEE Ward 186 | 1 | 1 |
| | City of MILWAUKEE Ward 187 | 0 | 0 |
| | City of MILWAUKEE Ward 188 | 0 | 0 |
| | City of MILWAUKEE Ward 196 | 0 | 0 |
| | City of MILWAUKEE Ward 329 | 0 | 0 |
| | City of MILWAUKEE Ward 331 | 0 | 0 |
| | City of MILWAUKEE Ward 332 | 0 | 0 |
| | City of MILWAUKEE Ward 335 | 0 | 0 |
| | City of MILWAUKEE Ward 336 | 1 | 1 |
| | City of MILWAUKEE Ward 353 | 0 | 0 |
| | City of MILWAUKEE Ward 354 | 0 | 0 |
| | County Totals: | 21 | 21 |
| | Office Totals: | 21 | 21 |

WEC Canvass Reporting System

Ward by Ward Report

2022 Partisan Primary

REPRESENTATIVE TO THE ASSEMBLY DISTRICT 17 - Republican

| | | Total Votes Cast | REP | |
|-----------|---------------------------|------------------|-------------------|------------|
| | | | Eisenbach Abie | SCATTERING |
| MILWAUKEE | City of MILWAUKEE Ward 43 | 15 | 15 | 0 |
| | City of MILWAUKEE Ward 61 | 14 | 14 | 0 |
| | City of MILWAUKEE Ward 63 | 2 | 2 | 0 |
| | City of MILWAUKEE Ward 64 | 3 | 3 | 0 |
| | City of MILWAUKEE Ward 65 | 21 | 21 | 0 |
| | City of MILWAUKEE Ward 66 | 5 | 5 | 0 |
| | City of MILWAUKEE Ward 67 | 10 | 10 | 0 |
| | City of MILWAUKEE Ward 68 | 10 | 10 | 0 |
| | City of MILWAUKEE Ward 69 | 11 | 11 | 0 |
| | City of MILWAUKEE Ward 70 | 25 | 25 | 0 |
| | City of MILWAUKEE Ward 71 | 9 | 9 | 0 |
| | City of MILWAUKEE Ward 72 | 26 | 26 | 0 |
| | City of MILWAUKEE Ward 73 | 17 | 17 | 0 |
| | City of MILWAUKEE Ward 74 | 23 | 22 | 1 |
| | City of MILWAUKEE Ward 79 | 121 | 121 | 0 |
| | City of MILWAUKEE Ward 80 | 39 | 39 | 0 |
| | City of MILWAUKEE Ward 81 | 50 | 50 | 0 |
| | City of MILWAUKEE Ward 83 | 122 | 122 | 0 |
| | City of MILWAUKEE Ward 85 | 84 | 84 | 0 |
| | City of MILWAUKEE Ward 86 | 38 | 38 | 0 |
| | City of MILWAUKEE Ward 87 | 47 | 47 | 0 |
| | City of MILWAUKEE Ward 88 | 22 | 22 | 0 |
| | City of MILWAUKEE Ward 89 | 42 | 41 | 1 |
| | City of MILWAUKEE Ward 90 | 56 | 56 | 0 |
| | City of MILWAUKEE Ward 91 | 2 | 2 | 0 |
| | City of MILWAUKEE Ward 92 | 7 | 7 | 0 |
| | City of MILWAUKEE Ward 93 | 32 | 32 | 0 |
| | City of MILWAUKEE Ward 94 | 53 | 53 | 0 |
| | City of MILWAUKEE Ward 95 | 8 | 8 | 0 |

WEC Canvass Reporting System

Ward by Ward Report

2022 Partisan Primary

| | | Total Votes Cast | REP | |
|------------------|----------------------------|------------------|----------------|------------|
| | | | Abie Eisenbach | SCATTERING |
| MILWAUKEE | City of MILWAUKEE Ward 96 | 30 | 30 | 0 |
| | City of MILWAUKEE Ward 97 | 8 | 8 | 0 |
| | City of MILWAUKEE Ward 159 | 5 | 5 | 0 |
| | City of MILWAUKEE Ward 160 | 13 | 13 | 0 |
| | City of MILWAUKEE Ward 161 | 22 | 22 | 0 |
| | City of MILWAUKEE Ward 319 | 6 | 6 | 0 |
| | City of MILWAUKEE Ward 320 | 9 | 9 | 0 |
| | City of MILWAUKEE Ward 321 | 9 | 9 | 0 |
| | City of MILWAUKEE Ward 322 | 0 | 0 | 0 |
| | City of MILWAUKEE Ward 323 | 1 | 1 | 0 |
| | City of MILWAUKEE Ward 324 | 3 | 3 | 0 |
| | City of MILWAUKEE Ward 325 | 1 | 1 | 0 |
| | City of MILWAUKEE Ward 326 | 0 | 0 | 0 |
| | City of MILWAUKEE Ward 327 | 0 | 0 | 0 |
| | City of MILWAUKEE Ward 328 | 5 | 5 | 0 |
| | County Totals: | 1,026 | 1,024 | 2 |
| | Office Totals: | 1,026 | 1,024 | 2 |

WEC Canvass Reporting System

Ward by Ward Report

2022 Partisan Primary

REPRESENTATIVE TO THE ASSEMBLY DISTRICT 18 - Republican

| | | Total Votes Cast | SCATTERING |
|------------------|----------------------------|---------------------|------------|
| MILWAUKEE | City of MILWAUKEE Ward 62 | 0 | 0 |
| | City of MILWAUKEE Ward 84 | 0 | 0 |
| | City of MILWAUKEE Ward 98 | 1 | 1 |
| | City of MILWAUKEE Ward 99 | 0 | 0 |
| | City of MILWAUKEE Ward 100 | 0 | 0 |
| | City of MILWAUKEE Ward 101 | 0 | 0 |
| | City of MILWAUKEE Ward 149 | 0 | 0 |
| | City of MILWAUKEE Ward 150 | 0 | 0 |
| | City of MILWAUKEE Ward 151 | 0 | 0 |
| | City of MILWAUKEE Ward 152 | 0 | 0 |
| | City of MILWAUKEE Ward 153 | 0 | 0 |
| | City of MILWAUKEE Ward 154 | 0 | 0 |
| | City of MILWAUKEE Ward 155 | 0 | 0 |
| | City of MILWAUKEE Ward 157 | 0 | 0 |
| | City of MILWAUKEE Ward 163 | 2 | 2 |
| | City of MILWAUKEE Ward 164 | 3 | 3 |
| | City of MILWAUKEE Ward 165 | 0 | 0 |
| | City of MILWAUKEE Ward 189 | 1 | 1 |
| | City of MILWAUKEE Ward 190 | 0 | 0 |
| | City of MILWAUKEE Ward 191 | 1 | 1 |
| | City of MILWAUKEE Ward 192 | 1 | 1 |
| | City of MILWAUKEE Ward 193 | 1 | 1 |
| | City of MILWAUKEE Ward 194 | 0 | 0 |
| | City of MILWAUKEE Ward 195 | 3 | 3 |
| | City of MILWAUKEE Ward 197 | 0 | 0 |
| | City of MILWAUKEE Ward 198 | 3 | 3 |
| | City of MILWAUKEE Ward 199 | 5 | 5 |
| | City of MILWAUKEE Ward 200 | 2 | 2 |
| | City of MILWAUKEE Ward 209 | 0 | 0 |

WEC Canvass Reporting System

Ward by Ward Report

2022 Partisan Primary

| | | Total Votes Cast | SCATTERING |
|------------------|----------------------------|---------------------|------------|
| MILWAUKEE | City of MILWAUKEE Ward 333 | 0 | 0 |
| | City of MILWAUKEE Ward 334 | 1 | 1 |
| | City of WAUWATOSA Ward 2B | 2 | 2 |
| | City of WAUWATOSA Ward 3 | 1 | 1 |
| | City of WAUWATOSA Ward 4A | 0 | 0 |
| | City of WAUWATOSA Ward 6B | 4 | 4 |
| | City of WAUWATOSA Ward 10 | 4 | 4 |
| | City of WAUWATOSA Ward 11 | 10 | 10 |
| | City of WAUWATOSA Ward 12B | 7 | 7 |
| | County Totals: | 52 | 52 |
| | Office Totals: | 52 | 52 |

WEC Canvass Reporting System

Ward by Ward Report

2022 Partisan Primary

REPRESENTATIVE TO THE ASSEMBLY DISTRICT 19 - Republican

| | | Total Votes Cast | SCATTERING |
|------------------|----------------------------|---------------------|------------|
| MILWAUKEE | City of MILWAUKEE Ward 122 | 3 | 3 |
| | City of MILWAUKEE Ward 123 | 1 | 1 |
| | City of MILWAUKEE Ward 124 | 2 | 2 |
| | City of MILWAUKEE Ward 125 | 1 | 1 |
| | City of MILWAUKEE Ward 126 | 0 | 0 |
| | City of MILWAUKEE Ward 127 | 2 | 2 |
| | City of MILWAUKEE Ward 128 | 8 | 8 |
| | City of MILWAUKEE Ward 129 | 3 | 3 |
| | City of MILWAUKEE Ward 130 | 1 | 1 |
| | City of MILWAUKEE Ward 131 | 6 | 6 |
| | City of MILWAUKEE Ward 132 | 1 | 1 |
| | City of MILWAUKEE Ward 133 | 0 | 0 |
| | City of MILWAUKEE Ward 141 | 2 | 2 |
| | City of MILWAUKEE Ward 156 | 1 | 1 |
| | City of MILWAUKEE Ward 158 | 2 | 2 |
| | City of MILWAUKEE Ward 162 | 2 | 2 |
| | City of MILWAUKEE Ward 174 | 2 | 2 |
| | City of MILWAUKEE Ward 175 | 1 | 1 |
| | City of MILWAUKEE Ward 176 | 1 | 1 |
| | City of MILWAUKEE Ward 177 | 5 | 5 |
| | City of MILWAUKEE Ward 178 | 5 | 5 |
| | City of MILWAUKEE Ward 179 | 0 | 0 |
| | City of MILWAUKEE Ward 180 | 7 | 7 |
| | City of MILWAUKEE Ward 181 | 5 | 5 |
| | City of MILWAUKEE Ward 182 | 3 | 3 |
| | City of MILWAUKEE Ward 236 | 6 | 6 |
| | City of MILWAUKEE Ward 237 | 1 | 1 |
| | City of MILWAUKEE Ward 238 | 6 | 6 |
| | City of MILWAUKEE Ward 239 | 5 | 5 |

WEC Canvass Reporting System

Ward by Ward Report

2022 Partisan Primary

| | | Total Votes Cast | SCATTERING |
|------------------|----------------------------|---------------------|------------|
| MILWAUKEE | City of MILWAUKEE Ward 241 | 0 | 0 |
| | City of MILWAUKEE Ward 340 | 0 | 0 |
| | City of MILWAUKEE Ward 341 | 0 | 0 |
| | County Totals: | 82 | 82 |
| | Office Totals: | 82 | 82 |

WEC Canvass Reporting System

Ward by Ward Report

2022 Partisan Primary

REPRESENTATIVE TO THE ASSEMBLY DISTRICT 20 - Republican

| | | Total Votes Cast | REP | |
|------------------|-------------------------------|------------------|------------------|------------|
| | | | Scott Hermann | SCATTERING |
| MILWAUKEE | City of CUDAHY Wards 1-3 | 159 | 158 | 1 |
| | City of CUDAHY Wards 4-6 | 170 | 168 | 2 |
| | City of CUDAHY Wards 7-9 | 114 | 113 | 1 |
| | City of CUDAHY Wards 10-12 | 260 | 260 | 0 |
| | City of CUDAHY Wards 13-15 | 205 | 204 | 1 |
| | City of MILWAUKEE Ward 240 | 59 | 58 | 1 |
| | City of MILWAUKEE Ward 281 | 51 | 51 | 0 |
| | City of MILWAUKEE Ward 282 | 54 | 53 | 1 |
| | City of MILWAUKEE Ward 284 | 66 | 65 | 1 |
| | City of MILWAUKEE Ward 285 | 37 | 36 | 1 |
| | City of MILWAUKEE Ward 286 | 52 | 51 | 1 |
| | City of MILWAUKEE Ward 287 | 48 | 48 | 0 |
| | City of MILWAUKEE Ward 288 | 59 | 59 | 0 |
| | City of MILWAUKEE Ward 289 | 98 | 94 | 4 |
| | City of MILWAUKEE Ward 290 | 69 | 69 | 0 |
| | City of MILWAUKEE Ward 291 | 62 | 61 | 1 |
| | City of MILWAUKEE Ward 292 | 60 | 59 | 1 |
| | City of MILWAUKEE Ward 293 | 97 | 96 | 1 |
| | City of MILWAUKEE Ward 300 | 108 | 108 | 0 |
| | City of MILWAUKEE Ward 301 | 59 | 58 | 1 |
| | City of MILWAUKEE Ward 302 | 81 | 81 | 0 |
| | City of MILWAUKEE Ward 303 | 89 | 86 | 3 |
| | City of MILWAUKEE Ward 304 | 120 | 119 | 1 |
| | City of MILWAUKEE Ward 313 | 60 | 60 | 0 |
| | City of MILWAUKEE Ward 314 | 42 | 42 | 0 |
| | City of MILWAUKEE Ward 347 | 31 | 29 | 2 |
| | City of MILWAUKEE Ward 348 | 41 | 40 | 1 |
| | City of MILWAUKEE Ward 352 | 4 | 4 | 0 |
| | City of ST. FRANCIS Wards 1-4 | 153 | 152 | 1 |

WEC Canvass Reporting System

Ward by Ward Report

2022 Partisan Primary

| | | Total Votes Casi | REP | |
|------------------|--------------------------------|---------------------|------------------|------------|
| | | | Scott Hermann | SCATTERING |
| MILWAUKEE | City of ST. FRANCIS Wards 5-8 | 181 | 180 | 1 |
| | City of ST. FRANCIS Wards 9-12 | 207 | 206 | 1 |
| | County Totals: | 2,896 | 2,868 | 28 |
| | Office Totals: | 2,896 | 2,868 | 28 |

WEC Canvass Reporting System

Ward by Ward Report

2022 Partisan Primary

REPRESENTATIVE TO THE ASSEMBLY DISTRICT 21 - Republican

| | | Total Votes Cast | REP | |
|-----------|-------------------------------------|------------------|------------------|------------|
| | | | Jessie Rodriguez | SCATTERING |
| MILWAUKEE | City of FRANKLIN Ward 1A | 7 | 7 | 0 |
| | City of FRANKLIN Ward 12B | 121 | 121 | 0 |
| | City of FRANKLIN Ward 15C | 71 | 71 | 0 |
| | City of FRANKLIN Ward 15A | 21 | 21 | 0 |
| | City of OAK CREEK Ward 1 | 146 | 143 | 3 |
| | City of OAK CREEK Ward 2 | 210 | 208 | 2 |
| | City of OAK CREEK Ward 3 | 194 | 193 | 1 |
| | City of OAK CREEK Ward 4 | 240 | 240 | 0 |
| | City of OAK CREEK Ward 5 | 121 | 121 | 0 |
| | City of OAK CREEK Ward 6 | 140 | 137 | 3 |
| | City of OAK CREEK Ward 7 | 154 | 154 | 0 |
| | City of OAK CREEK Ward 8 | 259 | 253 | 6 |
| | City of OAK CREEK Ward 9 | 208 | 207 | 1 |
| | City of OAK CREEK Ward 10 | 188 | 186 | 2 |
| | City of OAK CREEK Ward 11 | 153 | 153 | 0 |
| | City of OAK CREEK Ward 12 | 265 | 265 | 0 |
| | City of OAK CREEK Ward 13 | 273 | 272 | 1 |
| | City of OAK CREEK Ward 14 | 224 | 221 | 3 |
| | City of OAK CREEK Ward 15 | 260 | 259 | 1 |
| | City of OAK CREEK Ward 16 | 90 | 90 | 0 |
| | City of OAK CREEK Ward 17 | 161 | 160 | 1 |
| | City of OAK CREEK Ward 18 | 92 | 90 | 2 |
| | City of SOUTH MILWAUKEE Wards 1-4 | 383 | 380 | 3 |
| | City of SOUTH MILWAUKEE Wards 5-8 | 375 | 372 | 3 |
| | City of SOUTH MILWAUKEE Wards 9-12 | 528 | 523 | 5 |
| | City of SOUTH MILWAUKEE Wards 13-16 | 465 | 463 | 2 |
| | County Totals: | 5,349 | 5,310 | 39 |
| | Office Totals: | 5,349 | 5,310 | 39 |

WEC Canvass Reporting System

Ward by Ward Report

2022 Partisan Primary

REPRESENTATIVE TO THE ASSEMBLY DISTRICT 22 - Republican

| | | Total Votes Cast | REP | |
|-------------------|------------------------------------|------------------|-----------------|------------|
| | | | Janel Brandtjen | SCATTERING |
| WASHINGTON | Town of ERIN Wards 1-5 | 917 | 917 | 0 |
| | Village of RICHFIELD Wards 1-2 | 628 | 628 | 0 |
| | Village of RICHFIELD Wards 3-4 | 639 | 639 | 0 |
| | Village of RICHFIELD Wards 5-6 | 666 | 666 | 0 |
| | Village of RICHFIELD Wards 7-9 | 695 | 695 | 0 |
| | County Totals: | 3,545 | 3,545 | 0 |
| WAUKESHA | Town of LISBON Wards 1,7 | 456 | 454 | 2 |
| | Town of LISBON Wards 2-3 | 462 | 460 | 2 |
| | Village of BUTLER Wards 1-3 | 223 | 221 | 2 |
| | Village of LANNON Wards 1-2 | 258 | 251 | 7 |
| | Village of MENOMONEE FALLS Ward 8 | 166 | 165 | 1 |
| | Village of MENOMONEE FALLS Ward 10 | 283 | 278 | 5 |
| | Village of MENOMONEE FALLS Ward 12 | 213 | 209 | 4 |
| | Village of MENOMONEE FALLS Ward 13 | 219 | 213 | 6 |
| | Village of MENOMONEE FALLS Ward 14 | 282 | 276 | 6 |
| | Village of MENOMONEE FALLS Ward 15 | 204 | 197 | 7 |
| | Village of MENOMONEE FALLS Ward 16 | 217 | 217 | 0 |
| | Village of MENOMONEE FALLS Ward 17 | 263 | 261 | 2 |
| | Village of MENOMONEE FALLS Ward 18 | 297 | 290 | 7 |
| | Village of MENOMONEE FALLS Ward 19 | 228 | 222 | 6 |
| | Village of MENOMONEE FALLS Ward 20 | 179 | 179 | 0 |
| | Village of MENOMONEE FALLS Ward 21 | 145 | 141 | 4 |
| | Village of MENOMONEE FALLS Ward 22 | 188 | 188 | 0 |
| | Village of MENOMONEE FALLS Ward 23 | 281 | 279 | 2 |
| | Village of MENOMONEE FALLS Ward 24 | 306 | 303 | 3 |
| | Village of MENOMONEE FALLS Ward 25 | 165 | 164 | 1 |
| | Village of MENOMONEE FALLS Ward 26 | 80 | 79 | 1 |
| | Village of SUSSEX Wards 1-2 | 417 | 414 | 3 |
| | Village of SUSSEX Wards 3-4,8,11 | 437 | 435 | 2 |

WEC Canvass Reporting System

Ward by Ward Report

2022 Partisan Primary

| | | Total Votes Cast | REP | |
|-----------------|-----------------------------|------------------|-----------------|------------|
| | | | Janel Brandtjen | SCATTERING |
| WAUKESHA | Village of SUSSEX Ward 5 | 339 | 339 | 0 |
| | Village of SUSSEX Wards 6-7 | 428 | 425 | 3 |
| | CITY OF MILWAUKEE Ward 317 | 0 | 0 | 0 |
| | County Totals: | 6,736 | 6,660 | 76 |
| | Office Totals: | 10,281 | 10,205 | 76 |

WEC Canvass Reporting System

Ward by Ward Report

2022 Partisan Primary

REPRESENTATIVE TO THE ASSEMBLY DISTRICT 23 - Republican

| | | Total Votes Cast | REP | |
|----------------------------------|-------------------------------------|------------------|--------------|------------|
| | | | Purnima Nath | SCATTERING |
| MILWAUKEE | Village of BAYSIDE Wards 1,3 | 89 | 84 | 5 |
| | Village of BAYSIDE Wards 2,4 | 83 | 82 | 1 |
| | Village of BAYSIDE Ward 5 | 40 | 38 | 2 |
| | Village of BROWN DEER Wards 1-2 | 152 | 152 | 0 |
| | Village of BROWN DEER Wards 4,7 | 145 | 143 | 2 |
| | Village of BROWN DEER Wards 5-6 | 177 | 176 | 1 |
| | Village of FOX POINT Wards 1-4 | 170 | 166 | 4 |
| | Village of FOX POINT Wards 5-9 | 201 | 197 | 4 |
| | Village of RIVER HILLS Wards 1,2 | 128 | 126 | 2 |
| | Village of WHITEFISH BAY Wards 1-2 | 138 | 137 | 1 |
| | Village of WHITEFISH BAY Wards 3-4 | 135 | 135 | 0 |
| | Village of WHITEFISH BAY Wards 5-6 | 157 | 157 | 0 |
| | Village of WHITEFISH BAY Ward 7 | 58 | 54 | 4 |
| | Village of WHITEFISH BAY Wards 8,10 | 130 | 128 | 2 |
| | Village of WHITEFISH BAY Wards 9,11 | 107 | 106 | 1 |
| Village of WHITEFISH BAY Ward 12 | 76 | 75 | 1 | |
| County Totals: | | 1,986 | 1,956 | 30 |
| OZAUKEE | VILLAGE OF BAYSIDE Ward 6 | 7 | 7 | 0 |
| | Village of THIENSVILLE Wards 1-2 | 288 | 286 | 2 |
| | Village of THIENSVILLE Wards 3-4 | 155 | 155 | 0 |
| | City of MEQUON Ward 2A | 60 | 60 | 0 |
| | City of MEQUON Ward 5 | 235 | 233 | 2 |
| | City of MEQUON Wards 7,8 | 270 | 269 | 1 |
| | City of MEQUON Wards 9,11 | 282 | 279 | 3 |
| | City of MEQUON Ward 13 | 158 | 158 | 0 |
| | City of MEQUON Wards 14-16 | 348 | 346 | 2 |
| | City of MEQUON Wards 17-18 | 419 | 416 | 3 |
| City of MEQUON Wards 19-20 | 394 | 392 | 2 | |

WEC Canvass Reporting System

Ward by Ward Report

2022 Partisan Primary

OZAUKEE

| | Total Votes Cast | REP | |
|----------------|------------------|--------------|------------|
| | | Purnima Nath | SCATTERING |
| County Totals: | 2,616 | 2,601 | 15 |
| Office Totals: | 4,602 | 4,557 | 45 |

WEC Canvass Reporting System

Ward by Ward Report

2022 Partisan Primary

REPRESENTATIVE TO THE ASSEMBLY DISTRICT 24 - Republican

| | | Total Votes Cast | REP | |
|--------------------------------|-----------------------------------|------------------|--------------|------------|
| | | | Dan Knodl | SCATTERING |
| OZAUKEE | Town of GRAFTON Wards 1-2,5 | 436 | 435 | 1 |
| | Town of GRAFTON Wards 3-4,6 | 386 | 384 | 2 |
| | Village of GRAFTON Wards 1-2 | 290 | 286 | 4 |
| | Village of GRAFTON Wards 3-4 | 201 | 201 | 0 |
| | Village of GRAFTON Wards 5-6 | 224 | 222 | 2 |
| | Village of GRAFTON Wards 7-8 | 242 | 240 | 2 |
| | Village of GRAFTON Wards 9-10 | 275 | 275 | 0 |
| | Village of GRAFTON Wards 11-12 | 193 | 193 | 0 |
| | Village of GRAFTON Wards 13-14 | 232 | 230 | 2 |
| | City of MEQUON Wards 1-3 | 467 | 467 | 0 |
| | City of MEQUON Ward 4 | 212 | 210 | 2 |
| | City of MEQUON Ward 6 | 188 | 186 | 2 |
| | City of MEQUON Wards 10,11A | 138 | 136 | 2 |
| | City of MEQUON Ward 12 | 106 | 105 | 1 |
| City of PORT WASHINGTON Ward 8 | 0 | 0 | 0 | |
| County Totals: | | 3,590 | 3,570 | 20 |
| WASHINGTON | Town of GERMANTOWN Ward 1 | 61 | 61 | 0 |
| | Village of GERMANTOWN Wards 1-4 | 996 | 996 | 0 |
| | Village of GERMANTOWN Wards 5-8 | 782 | 782 | 0 |
| | Village of GERMANTOWN Wards 9-11 | 925 | 925 | 0 |
| | Village of GERMANTOWN Wards 12-14 | 1,014 | 1,014 | 0 |
| | CITY OF MILWAUKEE Ward 316 | 0 | 0 | 0 |
| County Totals: | | 3,778 | 3,778 | 0 |
| WAUKESHA | Village of MENOMONEE FALLS Ward 1 | 125 | 124 | 1 |
| | Village of MENOMONEE FALLS Ward 2 | 229 | 229 | 0 |
| | Village of MENOMONEE FALLS Ward 3 | 189 | 186 | 3 |
| | Village of MENOMONEE FALLS Ward 4 | 200 | 200 | 0 |
| | Village of MENOMONEE FALLS Ward 5 | 191 | 190 | 1 |

WEC Canvass Reporting System

Ward by Ward Report

2022 Partisan Primary

| | | Total Votes Cast | REP | |
|-----------------|------------------------------------|------------------|--------------|------------|
| | | | Dan Knodl | SCATTERING |
| WAUKESHA | Village of MENOMONEE FALLS Ward 6 | 209 | 206 | 3 |
| | Village of MENOMONEE FALLS Ward 7 | 210 | 210 | 0 |
| | Village of MENOMONEE FALLS Ward 9 | 168 | 165 | 3 |
| | Village of MENOMONEE FALLS Ward 11 | 307 | 307 | 0 |
| | County Totals: | 1,828 | 1,817 | 11 |
| | Office Totals: | 9,196 | 9,165 | 31 |

WEC Canvass Reporting System

Ward by Ward Report

2022 Partisan Primary

REPRESENTATIVE TO THE ASSEMBLY DISTRICT 25 - Republican

| | | Total Votes Cast | REP | |
|-------------------------------------|--|------------------|------------|------------|
| | | | Paul Tithi | SCATTERING |
| CALUMET | Town of CHARLESTOWN Ward 1 | 153 | 153 | 0 |
| | City of CHILTON Wards 1-5 | 469 | 469 | 0 |
| | County Totals: | 622 | 622 | 0 |
| MANITOWOC | Town of CATO Wards 1-3 | 233 | 233 | 0 |
| | Town of CENTERVILLE Ward 1 | 97 | 96 | 1 |
| | Town of EATON Ward 1 | 121 | 121 | 0 |
| | Town of FRANKLIN Wards 1-3 | 194 | 192 | 2 |
| | Town of KOSSUTH Wards 1-3 | 283 | 280 | 3 |
| | Town of LIBERTY Wards 1-2 | 224 | 224 | 0 |
| | Town of MANITOWOC Wards 1-2 | 169 | 169 | 0 |
| | Town of MANITOWOC RAPIDS Wards 1,2,3,4 | 359 | 356 | 3 |
| | Town of NEWTON Wards 1-3 | 427 | 424 | 3 |
| | Town of ROCKLAND Wards 1-2 | 146 | 146 | 0 |
| | Village of CLEVELAND Wards 1-2 | 158 | 156 | 2 |
| | Village of FRANCIS CREEK Ward 1 | 63 | 62 | 1 |
| | Village of KELLNERSVILLE Ward 1 | 36 | 34 | 2 |
| | Village of REEDSVILLE Wards 1-2 | 124 | 123 | 1 |
| | Village of ST. NAZIANZ Ward 1 | 84 | 84 | 0 |
| | Village of VALDERS Ward 1 | 132 | 131 | 1 |
| | Village of WHITELAW Ward 1 | 112 | 112 | 0 |
| | City of MANITOWOC Wards 1-2 | 259 | 256 | 3 |
| | City of MANITOWOC Wards 3,4 | 356 | 354 | 2 |
| | City of MANITOWOC Wards 5-6 | 217 | 215 | 2 |
| | City of MANITOWOC Wards 7-8 | 111 | 107 | 4 |
| | City of MANITOWOC Wards 9,10 | 288 | 283 | 5 |
| City of MANITOWOC Wards 11-12 | 339 | 338 | 1 | |
| City of MANITOWOC Wards 13-14,23 | 247 | 242 | 5 | |
| City of MANITOWOC Wards 15-16 | 379 | 378 | 1 | |
| City of MANITOWOC Wards 17-18,21-22 | 335 | 334 | 1 | |

WEC Canvass Reporting System

Ward by Ward Report

2022 Partisan Primary

| | | Total Votes Cast | REP | |
|------------------|-------------------------------|------------------|--------------|------------|
| | | | Paul Tithi | SCATTERING |
| MANITOWOC | City of MANITOWOC Wards 19,20 | 607 | 604 | 3 |
| | County Totals: | 6,100 | 6,054 | 46 |
| | Office Totals: | 6,722 | 6,676 | 46 |

WEC Canvass Reporting System

Ward by Ward Report

2022 Partisan Primary

REPRESENTATIVE TO THE ASSEMBLY DISTRICT 26 - Republican

| | | Total Votes Cast | REP | |
|------------------|------------------------------------|------------------|-----------------|------------|
| | | | Terry A. Katama | SCATTERING |
| SHEBOYGAN | Town of HOLLAND Wards 1-3 | 596 | 590 | 6 |
| | Town of LIMA Wards 1-4 | 658 | 650 | 8 |
| | Town of LYNDON Wards 1-3 | 271 | 270 | 1 |
| | Town of SHERMAN Wards 1-2 | 304 | 304 | 0 |
| | Town of WILSON Wards 1-4 | 648 | 641 | 7 |
| | Village of ADELL Ward 1 | 83 | 81 | 2 |
| | Village of CASCADE Ward 1 | 114 | 113 | 1 |
| | Village of CEDAR GROVE Wards 1-3 | 450 | 447 | 3 |
| | Village of OOSTBURG Wards 1-4 | 855 | 849 | 6 |
| | Village of RANDOM LAKE Wards 1-2 | 265 | 263 | 2 |
| | Village of WALDO Ward 1 | 67 | 67 | 0 |
| | City of SHEBOYGAN Ward 6 | 138 | 137 | 1 |
| | City of SHEBOYGAN Ward 9 | 108 | 108 | 0 |
| | City of SHEBOYGAN Ward 10 | 201 | 201 | 0 |
| | City of SHEBOYGAN Ward 11 | 79 | 78 | 1 |
| | City of SHEBOYGAN Ward 12 | 233 | 232 | 1 |
| | City of SHEBOYGAN Ward 13 | 90 | 89 | 1 |
| | City of SHEBOYGAN Ward 14 | 112 | 111 | 1 |
| | City of SHEBOYGAN Ward 15 | 91 | 90 | 1 |
| | City of SHEBOYGAN Ward 16 | 189 | 188 | 1 |
| | City of SHEBOYGAN Ward 17 | 145 | 145 | 0 |
| | City of SHEBOYGAN Ward 18 | 189 | 187 | 2 |
| | City of SHEBOYGAN Ward 19 | 161 | 160 | 1 |
| | City of SHEBOYGAN Ward 20 | 310 | 307 | 3 |
| | City of SHEBOYGAN FALLS Wards 1-10 | 1,064 | 1,059 | 5 |
| | County Totals: | 7,421 | 7,367 | 54 |
| | Office Totals: | 7,421 | 7,367 | 54 |

WEC Canvass Reporting System

Ward by Ward Report

2022 Partisan Primary

REPRESENTATIVE TO THE ASSEMBLY DISTRICT 27 - Republican

| | | Total Votes Cast | REP | |
|------------------|------------------------------------|------------------|---------------|------------|
| | | | Amy Binstfeld | SCATTERING |
| CALUMET | CITY OF KIEL Ward 7 | 48 | 48 | 0 |
| | County Totals: | 48 | 48 | 0 |
| MANITOWOC | Town of MEEME Wards 1-2 | 235 | 235 | 0 |
| | Town of SCHLESWIG Wards 1-2 | 322 | 322 | 0 |
| | City of KIEL Wards 1-6 | 443 | 440 | 3 |
| | County Totals: | 1,000 | 997 | 3 |
| SHEBOYGAN | Town of HERMAN Wards 1-3 | 260 | 260 | 0 |
| | Town of MOSEL Ward 1 | 129 | 128 | 1 |
| | Town of PLYMOUTH Wards 1-4 | 474 | 472 | 2 |
| | Town of RHINE Wards 1-3 | 357 | 355 | 2 |
| | Town of SHEBOYGAN Wards 1-10 | 1,041 | 1,034 | 7 |
| | Town of SHEBOYGAN FALLS Wards 1-3 | 270 | 269 | 1 |
| | Village of ELKHART LAKE Ward 1 | 164 | 164 | 0 |
| | Village of GLENBEULAH Ward 1 | 48 | 48 | 0 |
| | Village of HOWARDS GROVE Wards 1-4 | 484 | 482 | 2 |
| | Village of KOHLER Wards 1-3 | 252 | 252 | 0 |
| | City of PLYMOUTH Wards 1-12 | 924 | 919 | 5 |
| | City of SHEBOYGAN Ward 1 | 250 | 249 | 1 |
| | City of SHEBOYGAN Ward 2 | 190 | 188 | 2 |
| | City of SHEBOYGAN Ward 3 | 167 | 163 | 4 |
| | City of SHEBOYGAN Ward 4 | 211 | 208 | 3 |
| | City of SHEBOYGAN Ward 5 | 110 | 109 | 1 |
| | City of SHEBOYGAN Ward 7 | 94 | 94 | 0 |
| | City of SHEBOYGAN Ward 8 | 79 | 78 | 1 |
| | City of SHEBOYGAN Ward 21 | 67 | 67 | 0 |
| | City of SHEBOYGAN Ward 22 | 0 | 0 | 0 |
| | City of SHEBOYGAN Ward 23 | 0 | 0 | 0 |
| | County Totals: | 5,571 | 5,539 | 32 |

WEC Canvass Reporting System

Ward by Ward Report

2022 Partisan Primary

| | REP |
|------------------|----------------|
| Total Votes Cast | Amy Binstfeld |
| Office Totals: | 6,619 6,584 35 |

WEC Canvass Reporting System

Ward by Ward Report

2022 Partisan Primary

REPRESENTATIVE TO THE ASSEMBLY DISTRICT 28 - Republican

| | | Total Votes Cast | REP | |
|-------------|-----------------------------------|------------------|---------------|------------|
| | | | Gae Magnafici | SCATTERING |
| POLK | Town of ALDEN Wards 1-4 | 313 | 313 | 0 |
| | Town of APPLE RIVER Wards 1-2 | 129 | 129 | 0 |
| | Town of BALSAM LAKE Wards 1-2 | 173 | 173 | 0 |
| | Town of BEAVER Ward 1 | 90 | 90 | 0 |
| | Town of BLACK BROOK Wards 1-2 | 161 | 161 | 0 |
| | Town of BONE LAKE Ward 1 | 93 | 93 | 0 |
| | Town of CLAM FALLS Ward 1 | 50 | 50 | 0 |
| | Town of CLAYTON Ward 1 | 102 | 102 | 0 |
| | Town of EUREKA Wards 1-2 | 199 | 199 | 0 |
| | Town of FARMINGTON Wards 1-3 | 196 | 196 | 0 |
| | Town of GARFIELD Wards 1,2 | 183 | 183 | 0 |
| | Town of GEORGETOWN Wards 1-2 | 103 | 103 | 0 |
| | Town of JOHNSTOWN Ward 1 | 45 | 45 | 0 |
| | Town of LAKETOWN Ward 1 | 131 | 131 | 0 |
| | Town of LINCOLN Wards 1-4 | 305 | 305 | 0 |
| | Town of LORAIN Ward 1 | 27 | 27 | 0 |
| | Town of LUCK Wards 1-2 | 101 | 101 | 0 |
| | Town of MCKINLEY Ward 1 | 60 | 60 | 0 |
| | Town of MILLTOWN Wards 1-2 | 108 | 108 | 0 |
| | Town of OSCEOLA Wards 1-5 | 261 | 261 | 0 |
| | Town of ST. CROIX FALLS Wards 1-3 | 123 | 123 | 0 |
| | Town of STERLING Ward 1 | 69 | 69 | 0 |
| | Town of WEST SWEDEN Ward 1 | 79 | 79 | 0 |
| | Village of BALSAM LAKE Ward 1 | 70 | 70 | 0 |
| | Village of CENTURIA Ward 1 | 45 | 45 | 0 |
| | Village of CLAYTON Ward 1 | 38 | 38 | 0 |
| | Village of DRESSER Ward 1 | 89 | 89 | 0 |
| | Village of FREDERIC Wards 1-2 | 82 | 82 | 0 |
| | Village of LUCK Wards 1-2 | 71 | 71 | 0 |

WEC Canvass Reporting System

Ward by Ward Report

2022 Partisan Primary

| | | Total Votes Cast | REP | |
|-----------------------|-----------------------------------|------------------|------------------|------------|
| | | | Magnafici Gae | SCATTERING |
| POLK | Village of MILLTOWN Ward 1 | 65 | 65 | 0 |
| | Village of OSCEOLA Wards 1-3 | 216 | 216 | 0 |
| | City of AMERY Wards 1-5 | 236 | 236 | 0 |
| | City of ST. CROIX FALLS Wards 1-4 | 162 | 162 | 0 |
| County Totals: | | 4,175 | 4,175 | 0 |
| ST. CROIX | Town of STAR PRAIRIE Wards 1-6 | 284 | 284 | 0 |
| | Village of SOMERSET Wards 1-4 | 110 | 108 | 2 |
| | City of NEW RICHMOND Wards 1-6 | 279 | 276 | 3 |
| | City of NEW RICHMOND Wards 7-12 | 283 | 281 | 2 |
| | County Totals: | 956 | 949 | 7 |
| Office Totals: | | 5,131 | 5,124 | 7 |

WEC Canvass Reporting System

Ward by Ward Report

2022 Partisan Primary

REPRESENTATIVE TO THE ASSEMBLY DISTRICT 29 - Republican

| | | Total Votes Cast | REP | |
|-------------------------------|---------------------------------|------------------|--------------|------------|
| | | | Clint Moses | SCATTERING |
| DUNN | Town of COLFAX Wards 1-3 | 134 | 134 | 0 |
| | Town of ELK MOUND Wards 1-3 | 171 | 171 | 0 |
| | Town of HAY RIVER Wards 1-2 | 45 | 45 | 0 |
| | Town of LUCAS Ward 1 | 63 | 63 | 0 |
| | Town of MENOMONIE Wards 1-5 | 289 | 289 | 0 |
| | Town of NEW HAVEN Ward 1 | 58 | 58 | 0 |
| | Town of RED CEDAR Wards 1-4 | 237 | 237 | 0 |
| | Town of SHERIDAN Ward 1 | 49 | 49 | 0 |
| | Town of SHERMAN Wards 1-2 | 100 | 100 | 0 |
| | Town of STANTON Ward 1 | 95 | 95 | 0 |
| | Town of TAINTER Wards 1-4 | 269 | 269 | 0 |
| | Town of TIFFANY Wards 1-2 | 88 | 88 | 0 |
| | Town of WILSON Ward 1 | 47 | 47 | 0 |
| | Village of BOYCEVILLE Wards 1-2 | 71 | 71 | 0 |
| | Village of COLFAX Wards 1-2 | 60 | 60 | 0 |
| | Village of DOWNING Ward 1 | 26 | 26 | 0 |
| | Village of ELK MOUND Ward 1 | 55 | 55 | 0 |
| | Village of KNAPP Ward 1 | 55 | 55 | 0 |
| | Village of RIDGELAND Ward 1 | 20 | 20 | 0 |
| | Village of WHEELER Ward 1 | 18 | 18 | 0 |
| City of MENOMONIE Wards 1-2 | 183 | 183 | 0 | |
| City of MENOMONIE Wards 3-4 | 73 | 73 | 0 | |
| City of MENOMONIE Wards 5,7 | 17 | 17 | 0 | |
| City of MENOMONIE Ward 6 | 79 | 79 | 0 | |
| City of MENOMONIE Wards 8-9 | 102 | 102 | 0 | |
| City of MENOMONIE Wards 10-11 | 185 | 185 | 0 | |
| County Totals: | | 2,589 | 2,589 | 0 |
| POLK | Town of CLEAR LAKE Ward 1 | 99 | 99 | 0 |
| | Village of CLEAR LAKE Wards 1-2 | 91 | 91 | 0 |

WEC Canvass Reporting System

Ward by Ward Report

2022 Partisan Primary

| | | Total Votes Cast | REP | |
|------------------|---------------------------------|------------------|--------------|------------|
| | | | Clint Moses | SCATTERING |
| POLK | County Totals: | 190 | 190 | 0 |
| ST. CROIX | Town of BALDWIN Wards 1-2 | 120 | 120 | 0 |
| | Town of CADY Ward 1 | 96 | 96 | 0 |
| | Town of CYLON Ward 1 | 75 | 75 | 0 |
| | Town of EMERALD Ward 1 | 73 | 73 | 0 |
| | Town of FOREST Ward 1 | 60 | 60 | 0 |
| | Town of GLENWOOD Ward 1 | 85 | 85 | 0 |
| | Town of HAMMOND Wards 1-3 | 218 | 217 | 1 |
| | Town of SPRINGFIELD Ward 1 | 82 | 82 | 0 |
| | Town of STANTON Wards 1-2 | 95 | 95 | 0 |
| | Village of BALDWIN Wards 1-6 | 279 | 276 | 3 |
| | Village of DEER PARK Ward 1 | 31 | 31 | 0 |
| | Village of HAMMOND Wards 1-4 | 112 | 112 | 0 |
| | Village of STAR PRAIRIE Ward 1 | 35 | 35 | 0 |
| | Village of WILSON Ward 1 | 24 | 24 | 0 |
| | Village of WOODVILLE Wards 1-2 | 93 | 92 | 1 |
| | City of GLENWOOD CITY Wards 1-2 | 90 | 90 | 0 |
| | County Totals: | 1,568 | 1,563 | 5 |
| | Office Totals: | 4,347 | 4,342 | 5 |

WEC Canvass Reporting System

Ward by Ward Report

2022 Partisan Primary

REPRESENTATIVE TO THE ASSEMBLY DISTRICT 30 - Republican

| | | Total Votes Cast | REP | |
|-----------------------|-----------------------------------|------------------|-------------------|------------|
| | | | Shannon Zimmerman | SCATTERING |
| PIERCE | Town of CLIFTON Wards 1-4 | 216 | 214 | 2 |
| County Totals: | | 216 | 214 | 2 |
| ST. CROIX | Town of EAU GALLE Wards 1-2 | 132 | 130 | 2 |
| | Town of ERIN PRAIRIE Ward 1 | 62 | 62 | 0 |
| | Town of HUDSON Wards 1-14 | 729 | 726 | 3 |
| | Town of KINNICKINNIC Wards 1-3 | 180 | 178 | 2 |
| | Town of PLEASANT VALLEY Ward 1 | 60 | 60 | 0 |
| | Town of RICHMOND Wards 1-6 | 283 | 283 | 0 |
| | Town of RUSH RIVER Ward 1 | 64 | 64 | 0 |
| | Town of ST. JOSEPH Wards 1-6 | 326 | 322 | 4 |
| | Town of SOMERSET Wards 1-6 | 344 | 344 | 0 |
| | Town of TROY Wards 1-8 | 479 | 477 | 2 |
| | Town of WARREN Wards 1-3 | 137 | 135 | 2 |
| | Village of NORTH HUDSON Wards 1-6 | 301 | 300 | 1 |
| | Village of ROBERTS Wards 1-4 | 108 | 107 | 1 |
| | City of HUDSON Wards 1-2 | 146 | 143 | 3 |
| | City of HUDSON Wards 3-4 | 153 | 149 | 4 |
| | City of HUDSON Wards 5-6 | 197 | 195 | 2 |
| | City of HUDSON Wards 7-8 | 183 | 181 | 2 |
| | City of HUDSON Wards 9-10 | 134 | 131 | 3 |
| | City of HUDSON Wards 11-12 | 214 | 212 | 2 |
| | CITY OF RIVER FALLS Wards 1-5 | 272 | 268 | 4 |
| County Totals: | | 4,504 | 4,467 | 37 |
| Office Totals: | | 4,720 | 4,681 | 39 |

WEC Canvass Reporting System

Ward by Ward Report

2022 Partisan Primary

REPRESENTATIVE TO THE ASSEMBLY DISTRICT 31 - Republican

| | | Total Votes Cast | REP Maryann Zimmerman | REP Jason Dean | REP Ellen Schutt | SCATTERING |
|----------------------------|----------------------------------|------------------|-----------------------------|-------------------|---------------------|------------|
| ROCK | Town of BELOIT Ward 4 | 43 | 14 | 10 | 18 | 1 |
| | Town of BELOIT Ward 5 | 0 | 0 | 0 | 0 | 0 |
| | Town of BELOIT Ward 8 | 121 | 51 | 32 | 37 | 1 |
| | Town of BELOIT Wards 9-12 | 375 | 107 | 86 | 181 | 1 |
| | Town of BELOIT Ward 13 | 0 | 0 | 0 | 0 | 0 |
| | Town of BRADFORD Wards 1-2 | 171 | 25 | 20 | 126 | 0 |
| | Town of CLINTON Ward 1 | 175 | 14 | 13 | 147 | 1 |
| | Town of JOHNSTOWN Ward 1 | 115 | 45 | 20 | 50 | 0 |
| | Town of LA PRAIRIE Ward 1 | 81 | 13 | 7 | 61 | 0 |
| | Town of LA PRAIRIE Ward 2 | 37 | 7 | 4 | 26 | 0 |
| | Town of TURTLE Ward 1 | 88 | 23 | 18 | 47 | 0 |
| | Town of TURTLE Wards 2-4 | 266 | 62 | 45 | 159 | 0 |
| | Village of CLINTON Wards 1-3 | 252 | 34 | 28 | 190 | 0 |
| | City of BELOIT Ward 18 | 46 | 18 | 11 | 17 | 0 |
| | City of BELOIT Ward 19 | 111 | 39 | 29 | 42 | 1 |
| | City of BELOIT Ward 20 | 33 | 12 | 6 | 15 | 0 |
| | City of BELOIT Ward 22 | 217 | 91 | 38 | 88 | 0 |
| | City of BELOIT Ward 23 | 90 | 24 | 27 | 39 | 0 |
| | City of BELOIT Ward 25 | 0 | 0 | 0 | 0 | 0 |
| | City of BELOIT Ward 29 | 0 | 0 | 0 | 0 | 0 |
| City of JANESVILLE Ward 13 | 9 | 3 | 2 | 4 | 0 | |
| | County Totals: | 2,230 | 582 | 396 | 1,247 | 5 |
| WALWORTH | Town of DARIEN Wards 1-3 | 336 | 64 | 47 | 225 | 0 |
| | Town of LAFAYETTE Wards 1-3 | 460 | 158 | 152 | 150 | 0 |
| | Town of LA GRANGE Wards 1-3 | 540 | 182 | 212 | 145 | 1 |
| | Town of RICHMOND Wards 1-3 | 369 | 144 | 97 | 127 | 1 |
| | Town of SPRING PRAIRIE Wards 1-4 | 537 | 138 | 170 | 228 | 1 |
| | Town of SUGAR CREEK Wards 1-7 | 810 | 275 | 261 | 273 | 1 |
| | Town of WHITEWATER Wards 1-3 | 320 | 164 | 92 | 63 | 1 |

WEC Canvass Reporting System

Ward by Ward Report

2022 Partisan Primary

| | | Total Votes Cast | REP Maryann Zimmerman | REP Jason Dean | REP Ellen Schutt | SCATTERING |
|-----------------|-----------------------------------|------------------|-----------------------------|-------------------|---------------------|------------|
| WALWORTH | Village of DARIEN Wards 1-2 | 201 | 46 | 34 | 120 | 1 |
| | City of ELKHORN Wards 1-7 | 1,333 | 456 | 336 | 536 | 5 |
| | City of WHITEWATER Wards 1-3 | 232 | 103 | 77 | 52 | 0 |
| | City of WHITEWATER Wards 4-5,9-10 | 72 | 30 | 21 | 20 | 1 |
| | City of WHITEWATER Wards 6-8 | 205 | 63 | 82 | 59 | 1 |
| | County Totals: | 5,415 | 1,823 | 1,581 | 1,998 | 13 |
| | Office Totals: | 7,645 | 2,405 | 1,977 | 3,245 | 18 |

WEC Canvass Reporting System

Ward by Ward Report

2022 Partisan Primary

REPRESENTATIVE TO THE ASSEMBLY DISTRICT 32 - Republican

| | | Total Votes Cast | REP | REP | |
|-----------------------|-----------------------------------|------------------|---------------|--------------|--------------|
| | | | Bart Williams | Tyler August | SCATTERING |
| KENOSHA | Town of WHEATLAND Wards 1,2,3,4,5 | 604 | 140 | 464 | 0 |
| | VILLAGE OF GENOA CITY Ward 6 | 0 | 0 | 0 | 0 |
| County Totals: | | 604 | 140 | 464 | 0 |
| WALWORTH | Town of BLOOMFIELD Wards 1-2 | 164 | 37 | 126 | 1 |
| | Town of DELAVAN Wards 1-9 | 961 | 232 | 727 | 2 |
| | Town of GENEVA Wards 1-10 | 929 | 231 | 698 | 0 |
| | Town of LINN Wards 1-4,6 | 376 | 78 | 297 | 1 |
| | Town of LINN Ward 5 | 78 | 17 | 61 | 0 |
| | Town of LYONS Wards 1-7 | 611 | 176 | 434 | 1 |
| | Town of SHARON Ward 1 | 169 | 26 | 143 | 0 |
| | Town of WALWORTH Wards 1-4 | 354 | 66 | 288 | 0 |
| | Village of BLOOMFIELD Wards 1-5 | 528 | 173 | 355 | 0 |
| | Village of FONTANA Wards 1-3 | 331 | 79 | 252 | 0 |
| | Village of GENOA CITY Wards 1-5 | 269 | 91 | 175 | 3 |
| | Village of SHARON Wards 1-2 | 174 | 49 | 124 | 1 |
| | Village of WALWORTH Wards 1-3 | 379 | 82 | 297 | 0 |
| | Village of WILLIAMS BAY Wards 1-4 | 530 | 130 | 396 | 4 |
| | City of DELAVAN Wards 1-10 | 849 | 233 | 613 | 3 |
| | City of LAKE GENEVA Wards 1-10 | 1,009 | 257 | 751 | 1 |
| | County Totals: | | 7,711 | 1,957 | 5,737 |
| Office Totals: | | 8,315 | 2,097 | 6,201 | 17 |

WEC Canvass Reporting System

Ward by Ward Report

2022 Partisan Primary

REPRESENTATIVE TO THE ASSEMBLY DISTRICT 33 - Republican

| | | Total Votes Cast | REP | REP | |
|-----------|----------------------------------|------------------|---------------|------------------|------------|
| | | | Scott Johnson | Dale W Oppermann | SCATTERING |
| JEFFERSON | Town of COLD SPRING Ward 1 | 101 | 60 | 41 | 0 |
| | Town of HEBRON Wards 1-2 | 209 | 91 | 117 | 1 |
| | Town of JEFFERSON Wards 1-4 | 385 | 193 | 192 | 0 |
| | Town of KOSHKONONG Wards 1-6 | 483 | 211 | 272 | 0 |
| | Town of OAKLAND Wards 1-4 | 383 | 198 | 184 | 1 |
| | Town of PALMYRA Wards 1-2 | 250 | 151 | 99 | 0 |
| | Town of SULLIVAN Wards 1-4 | 452 | 266 | 185 | 1 |
| | Town of SUMNER Ward 1 | 143 | 81 | 62 | 0 |
| | Village of PALMYRA Wards 1-2 | 231 | 148 | 83 | 0 |
| | Village of SULLIVAN Ward 1 | 118 | 72 | 46 | 0 |
| | City of FORT ATKINSON Wards 1-10 | 1,022 | 477 | 541 | 4 |
| | City of JEFFERSON Wards 1-10 | 839 | 388 | 451 | 0 |
| | CITY OF WHITEWATER Wards 11-13 | 87 | 35 | 52 | 0 |
| | County Totals: | 4,703 | 2,371 | 2,325 | 7 |
| ROCK | Town of HARMONY Wards 1-3 | 263 | 149 | 114 | 0 |
| | Town of LIMA Wards 1-2 | 136 | 85 | 50 | 1 |
| | Town of MILTON Wards 1-5 | 328 | 189 | 137 | 2 |
| | City of JANESVILLE Ward 17 | 231 | 124 | 107 | 0 |
| | City of JANESVILLE Ward 21 | 0 | 0 | 0 | 0 |
| | City of JANESVILLE Ward 23 | 70 | 32 | 37 | 1 |
| | City of JANESVILLE Ward 25 | 0 | 0 | 0 | 0 |
| | City of JANESVILLE Ward 29 | 41 | 25 | 16 | 0 |
| | City of JANESVILLE Ward 32 | 179 | 82 | 97 | 0 |
| | City of JANESVILLE Ward 35 | 1 | 1 | 0 | 0 |
| | City of MILTON Wards 1-10 | 439 | 235 | 204 | 0 |
| | County Totals: | 1,688 | 922 | 762 | 4 |
| | Office Totals: | 6,391 | 3,293 | 3,087 | 11 |

WEC Canvass Reporting System

Ward by Ward Report

2022 Partisan Primary

REPRESENTATIVE TO THE ASSEMBLY DISTRICT 34 - Republican

| | | Total Votes Cast | REP | |
|--------|---------------------------------|------------------|----------------|------------|
| | | | Rob Swearingen | SCATTERING |
| ONEIDA | Town of CASSIAN Wards 1-2 | 197 | 193 | 4 |
| | Town of CRESCENT Wards 1-3 | 295 | 290 | 5 |
| | Town of ENTERPRISE Ward 1 | 71 | 71 | 0 |
| | Town of HAZELHURST Wards 1-2 | 217 | 216 | 1 |
| | Town of LAKE TOMAHAWK Wards 1-2 | 197 | 195 | 2 |
| | Town of LITTLE RICE Ward 1 | 69 | 69 | 0 |
| | Town of LYNNE Ward 1 | 25 | 25 | 0 |
| | Town of MINOCQUA Wards 1-7 | 830 | 819 | 11 |
| | Town of MONICO Ward 1 | 51 | 51 | 0 |
| | Town of NEWBOLD Ward 1 | 54 | 52 | 2 |
| | Town of NEWBOLD Wards 2-4 | 365 | 362 | 3 |
| | Town of PELICAN Wards 1-4 | 296 | 290 | 6 |
| | Town of PIEHL Ward 1 | 12 | 12 | 0 |
| | Town of PINE LAKE Wards 1-4 | 305 | 301 | 4 |
| | Town of SCHOEPKE Ward 1 | 87 | 84 | 3 |
| | Town of STELLA Wards 1-2 | 66 | 65 | 1 |
| | Town of SUGAR CAMP Wards 1-2 | 348 | 344 | 4 |
| | Town of THREE LAKES Wards 1,2,3 | 411 | 407 | 4 |
| | Town of WOODBORO Ward 1 | 126 | 123 | 3 |
| | Town of WOODRUFF Wards 1-3 | 334 | 331 | 3 |
| | City of RHINELANDER Wards 1-3 | 70 | 69 | 1 |
| | City of RHINELANDER Wards 4-5 | 57 | 55 | 2 |
| | City of RHINELANDER Wards 6,11 | 37 | 37 | 0 |
| | City of RHINELANDER Wards 7-8 | 93 | 86 | 7 |
| | City of RHINELANDER Wards 9,12 | 50 | 48 | 2 |
| | City of RHINELANDER Wards 10,13 | 49 | 48 | 1 |
| | City of RHINELANDER Wards 14,16 | 62 | 59 | 3 |
| | City of RHINELANDER Wards 15,17 | 58 | 55 | 3 |
| | County Totals: | 4,832 | 4,757 | 75 |

WEC Canvass Reporting System

Ward by Ward Report

2022 Partisan Primary

| | Total Votes Cast | REP | |
|-------------------------------------|------------------|-------------------|------------|
| | | Swearingen Rob | SCATTERING |
| VILAS Town of ARBOR VITAE Wards 1-7 | 587 | 587 | 0 |
| Town of BOULDER JUNCTION Wards 1-2 | 201 | 199 | 2 |
| Town of CLOVERLAND Wards 1-2 | 236 | 235 | 1 |
| Town of CONOVER Wards 1-2 | 254 | 252 | 2 |
| Town of LAC DU FLAMBEAU Wards 1-7 | 269 | 266 | 3 |
| Town of LAND O-LAKES Wards 1-2 | 188 | 182 | 6 |
| Town of LINCOLN Wards 1-5 | 499 | 490 | 9 |
| Town of MANITOWISH WATERS Ward 1 | 201 | 199 | 2 |
| Town of PHELPS Wards 1-2 | 274 | 270 | 4 |
| Town of PLUM LAKE Ward 1 | 163 | 157 | 6 |
| Town of PRESQUE ISLE Wards 1-2 | 141 | 140 | 1 |
| Town of ST. GERMAIN Wards 1-2 | 503 | 498 | 5 |
| Town of WASHINGTON Wards 1-3 | 346 | 345 | 1 |
| Town of WINCHESTER Ward 1 | 86 | 85 | 1 |
| City of EAGLE RIVER Wards 1-5 | 201 | 198 | 3 |
| County Totals: | 4,149 | 4,103 | 46 |
| Office Totals: | 8,981 | 8,860 | 121 |

WEC Canvass Reporting System

Ward by Ward Report

2022 Partisan Primary

REPRESENTATIVE TO THE ASSEMBLY DISTRICT 35 - Republican

| | | Total Votes Cast | REP | |
|-----------------|------------------------------|------------------|-----------------|------------|
| | | | Calvin Callahan | SCATTERING |
| LANGLADE | Town of ACKLEY Ward 1 | 76 | 76 | 0 |
| | Town of AINSWORTH Ward 1 | 106 | 106 | 0 |
| | Town of ANTIGO Wards 1-2 | 232 | 232 | 0 |
| | Town of ELCHO Wards 1-2 | 262 | 262 | 0 |
| | Town of EVERGREEN Ward 1 | 72 | 72 | 0 |
| | Town of LANGLADE Wards 1-2 | 68 | 68 | 0 |
| | Town of NEVA Ward 1 | 128 | 128 | 0 |
| | Town of NORWOOD Ward 1 | 159 | 159 | 0 |
| | Town of PARRISH Ward 1 | 23 | 23 | 0 |
| | Town of PECK Wards 1-2 | 70 | 70 | 0 |
| | Town of POLAR Wards 1-2 | 158 | 158 | 0 |
| | Town of PRICE Wards 1-2 | 32 | 32 | 0 |
| | Town of ROLLING Wards 1-2 | 227 | 227 | 0 |
| | Town of SUMMIT Ward 1 | 29 | 29 | 0 |
| | Town of UPHAM Wards 1-2 | 157 | 157 | 0 |
| | Town of VILAS Ward 1 | 51 | 51 | 0 |
| | Town of WOLF RIVER Wards 1-2 | 124 | 124 | 0 |
| | Village of WHITE LAKE Ward 1 | 42 | 42 | 0 |
| | City of ANTIGO Ward 1 | 52 | 52 | 0 |
| | City of ANTIGO Ward 2 | 67 | 67 | 0 |
| | City of ANTIGO Ward 3 | 70 | 70 | 0 |
| | City of ANTIGO Ward 4 | 69 | 69 | 0 |
| | City of ANTIGO Ward 5 | 56 | 56 | 0 |
| | City of ANTIGO Ward 6 | 58 | 58 | 0 |
| | City of ANTIGO Ward 7 | 112 | 112 | 0 |
| | City of ANTIGO Ward 8 | 55 | 55 | 0 |
| | City of ANTIGO Ward 9 | 105 | 105 | 0 |
| | County Totals: | 2,660 | 2,660 | 0 |

WEC Canvass Reporting System

Ward by Ward Report

2022 Partisan Primary

| | | Total Votes Cast | REP | |
|----------|----------------------------------|------------------|-----------------|------------|
| | | | Calvin Callahan | SCATTERING |
| LINCOLN | Town of BIRCH Ward 1 | 53 | 52 | 1 |
| | Town of BRADLEY Wards 1-5 | 368 | 366 | 2 |
| | Town of CORNING Wards 1-2 | 118 | 117 | 1 |
| | Town of HARDING Ward 1 | 83 | 82 | 1 |
| | Town of HARRISON Wards 1-3 | 158 | 157 | 1 |
| | Town of KING Wards 1-2 | 174 | 174 | 0 |
| | Town of MERRILL Wards 1,2,3,4,5 | 428 | 425 | 3 |
| | Town of PINE RIVER Wards 1-4 | 322 | 321 | 1 |
| | Town of ROCK FALLS Wards 1-2 | 159 | 156 | 3 |
| | Town of RUSSELL Ward 1 | 79 | 79 | 0 |
| | Town of SCHLEY Wards 1-2 | 165 | 164 | 1 |
| | Town of SCOTT Wards 1-2 | 196 | 193 | 3 |
| | Town of SKANAWAN Ward 1 | 79 | 79 | 0 |
| | Town of SOMO Ward 1 | 15 | 15 | 0 |
| | Town of TOMAHAWK Ward 1 | 78 | 77 | 1 |
| | Town of WILSON Ward 1 | 73 | 73 | 0 |
| | City of MERRILL Ward 1 | 109 | 109 | 0 |
| | City of MERRILL Wards 2-3,15 | 102 | 101 | 1 |
| | City of MERRILL Ward 4 | 109 | 108 | 1 |
| | City of MERRILL Wards 5,14 | 81 | 79 | 2 |
| | City of MERRILL Wards 6,12-13,16 | 108 | 106 | 2 |
| | City of MERRILL Wards 7,9 | 100 | 97 | 3 |
| | City of MERRILL Wards 8,10 | 87 | 87 | 0 |
| | City of MERRILL Ward 11 | 63 | 63 | 0 |
| | City of TOMAHAWK Wards 1-2 | 68 | 67 | 1 |
| | City of TOMAHAWK Wards 3-4 | 124 | 120 | 4 |
| | City of TOMAHAWK Wards 5-6 | 121 | 119 | 2 |
| | County Totals: | 3,620 | 3,586 | 34 |
| MARATHON | Town of BERLIN Wards 1-2 | 183 | 183 | 0 |
| | Town of HARRISON Ward 1 | 39 | 39 | 0 |

WEC Canvass Reporting System

Ward by Ward Report

2022 Partisan Primary

| | | Total Votes Cast | REP | |
|-----------------------|------------------------------|------------------|-----------------|------------|
| | | | Calvin Callahan | SCATTERING |
| MARATHON | Town of PLOVER Ward 1 | 90 | 90 | 0 |
| | VILLAGE OF BIRNAMWOOD Ward 2 | 6 | 6 | 0 |
| | County Totals: | 318 | 318 | 0 |
| OCONTO | Town of BREED Ward 1 | 105 | 105 | 0 |
| | Town of DOTY Ward 1 | 75 | 75 | 0 |
| | Town of LAKEWOOD Ward 1 | 180 | 179 | 1 |
| | Town of MOUNTAIN Ward 1 | 145 | 144 | 1 |
| | Town of RIVERVIEW Wards 1-2 | 151 | 151 | 0 |
| | Town of TOWNSEND Wards 1-2 | 244 | 244 | 0 |
| | County Totals: | 900 | 898 | 2 |
| ONEIDA | Town of NOKOMIS Wards 1-2 | 248 | 244 | 4 |
| | County Totals: | 248 | 244 | 4 |
| SHAWANO | Town of ALMON Ward 1 | 64 | 64 | 0 |
| | Town of ANIWA Ward 1 | 85 | 85 | 0 |
| | Town of BIRNAMWOOD Ward 1 | 93 | 93 | 0 |
| | Town of HUTCHINS Ward 1 | 97 | 97 | 0 |
| | Village of ANIWA Ward 1 | 19 | 19 | 0 |
| | Village of BIRNAMWOOD Ward 1 | 61 | 61 | 0 |
| | Village of ELAND Ward 1 | 36 | 36 | 0 |
| | Village of MATTOON Ward 1 | 38 | 38 | 0 |
| | County Totals: | 493 | 493 | 0 |
| Office Totals: | 8,239 | 8,199 | 40 | |

WEC Canvass Reporting System

Ward by Ward Report

2022 Partisan Primary

REPRESENTATIVE TO THE ASSEMBLY DISTRICT 36 - Republican

| | | Total Votes Cast | REP | |
|---------------------------|--------------------------------|------------------|----------------|------------|
| | | | Jeffrey Mursau | SCATTERING |
| FLORENCE | Town of AURORA Wards 1-3 | 162 | 162 | 0 |
| | Town of COMMONWEALTH Wards 1-4 | 53 | 53 | 0 |
| | Town of FENCE Ward 1 | 43 | 43 | 0 |
| | Town of FERN Ward 1 | 49 | 49 | 0 |
| | Town of FLORENCE Wards 1-7 | 263 | 263 | 0 |
| | Town of HOMESTEAD Ward 1 | 78 | 78 | 0 |
| | Town of LONG LAKE Ward 1 | 41 | 41 | 0 |
| | Town of TIPLER Ward 1 | 25 | 25 | 0 |
| County Totals: | | 714 | 714 | 0 |
| FOREST | Town of ALVIN Ward 1 | 30 | 30 | 0 |
| | Town of ARGONNE Wards 1,2 | 60 | 60 | 0 |
| | Town of ARMSTRONG CREEK Ward 1 | 92 | 92 | 0 |
| | Town of BLACKWELL Ward 1 | 24 | 24 | 0 |
| | Town of CASWELL Ward 1 | 24 | 24 | 0 |
| | Town of CRANDON Wards 1,2 | 82 | 82 | 0 |
| | Town of FREEDOM Ward 1 | 86 | 86 | 0 |
| | Town of HILES Ward 1 | 73 | 73 | 0 |
| | Town of LAONA Wards 1-4 | 127 | 127 | 0 |
| | Town of LINCOLN Wards 1-5 | 140 | 139 | 1 |
| | Town of NASHVILLE Wards 1-3 | 57 | 57 | 0 |
| | Town of NASHVILLE Wards 4-5 | 75 | 75 | 0 |
| | Town of POPPLE RIVER Ward 1 | 11 | 11 | 0 |
| | Town of ROSS Ward 1 | 31 | 31 | 0 |
| | Town of WABENO Wards 1,2,3,4 | 104 | 104 | 0 |
| City of CRANDON Wards 1-4 | 150 | 150 | 0 | |
| County Totals: | | 1,166 | 1,165 | 1 |
| MARINETTE | Town of AMBERG Ward 1 | 157 | 157 | 0 |
| | Town of ATHELSTANE Wards 1-2 | 117 | 117 | 0 |

WEC Canvass Reporting System

Ward by Ward Report

2022 Partisan Primary

| | | Total Votes Cast | REP | |
|--------------------------------|--------------------------------|------------------|----------------|------------|
| | | | Jeffrey Mursau | SCATTERING |
| MARINETTE | Town of BEAVER Wards 1-2 | 222 | 220 | 2 |
| | Town of BEECHER Ward 1 | 138 | 138 | 0 |
| | Town of DUNBAR Ward 1 | 107 | 107 | 0 |
| | Town of GOODMAN Ward 1 | 120 | 119 | 1 |
| | Town of LAKE Wards 1-2 | 246 | 243 | 3 |
| | Town of MIDDLE INLET Wards 1-2 | 177 | 176 | 1 |
| | Town of NIAGARA Ward 1 | 133 | 132 | 1 |
| | Town of PEMBINE Wards 1-2 | 137 | 137 | 0 |
| | Town of PORTERFIELD Wards 1-4 | 365 | 363 | 2 |
| | Town of SILVER CLIFF Ward 1 | 151 | 149 | 2 |
| | Town of STEPHENSON Wards 1-3 | 373 | 372 | 1 |
| | Town of STEPHENSON Wards 4-6 | 336 | 333 | 3 |
| | Town of WAGNER Ward 1 | 114 | 114 | 0 |
| | Town of WAUSAUKEE Wards 1-2 | 269 | 266 | 3 |
| | Village of CRIVITZ Wards 1-2 | 130 | 130 | 0 |
| | Village of WAUSAUKEE Ward 1 | 57 | 56 | 1 |
| | City of NIAGARA Wards 1-3 | 120 | 120 | 0 |
| County Totals: | 3,469 | 3,449 | 20 | |
| MENOMINEE | Town of MENOMINEE Wards 1,3-5 | 81 | 80 | 1 |
| | Town of MENOMINEE Ward 2 | 2 | 2 | 0 |
| | County Totals: | 83 | 82 | 1 |
| OCONTO | Town of BAGLEY Ward 1 | 58 | 58 | 0 |
| | Town of BRAZEAU Wards 1,2 | 303 | 302 | 1 |
| | Town of CHASE Wards 1-5 | 417 | 416 | 1 |
| | Town of GILLETT Wards 1-2 | 188 | 187 | 1 |
| | Town of HOW Ward 1 | 105 | 105 | 0 |
| | Town of LENA Ward 1 | 102 | 102 | 0 |
| | Town of MAPLE VALLEY Ward 1 | 113 | 113 | 0 |
| | Town of MORGAN Wards 1-2 | 193 | 191 | 2 |
| Town of OCONTO FALLS Wards 1-2 | 220 | 218 | 2 | |

WEC Canvass Reporting System

Ward by Ward Report

2022 Partisan Primary

| | | Total Votes Cast | REP | |
|----------------|--------------------------------|------------------|----------------|------------|
| | | | Jeffrey Mursau | SCATTERING |
| OCONTO | Town of SPRUCE Ward 1 | 115 | 115 | 0 |
| | Town of UNDERHILL Ward 1 | 134 | 134 | 0 |
| | Village of LENA Ward 1 | 67 | 67 | 0 |
| | Village of SURING Ward 1 | 85 | 85 | 0 |
| | City of GILLETT Wards 1-3 | 128 | 128 | 0 |
| | City of OCONTO FALLS Wards 1-5 | 275 | 271 | 4 |
| | County Totals: | 2,503 | 2,492 | 11 |
| SHAWANO | Town of BARTELME Ward 1 | 37 | 37 | 0 |
| | Town of GREEN VALLEY Wards 1-2 | 201 | 201 | 0 |
| | Town of RED SPRINGS Wards 1-2 | 94 | 94 | 0 |
| | Town of WASHINGTON Wards 1-4 | 395 | 395 | 0 |
| | Village of CECIL Ward 1 | 112 | 112 | 0 |
| | County Totals: | 839 | 839 | 0 |
| | Office Totals: | 8,774 | 8,741 | 33 |

WEC Canvass Reporting System

Ward by Ward Report

2022 Partisan Primary

REPRESENTATIVE TO THE ASSEMBLY DISTRICT 37 - Republican

| | | Total Votes Cast | REP | |
|--------------------------|-----------------------------------|------------------|-------------------|------------|
| | | | William Pennerman | SCATTERING |
| COLUMBIA | Town of COLUMBUS Ward 1 | 86 | 86 | 0 |
| | City of COLUMBUS Wards 1-8,10 | 446 | 439 | 7 |
| | County Totals: | 532 | 525 | 7 |
| DANE | Town of BRISTOL Wards 1-5 | 365 | 363 | 2 |
| | Town of YORK Ward 1 | 66 | 66 | 0 |
| | Village of DEFOREST Wards 1-5 | 292 | 291 | 1 |
| | Village of DEFOREST Wards 6-10,13 | 339 | 337 | 2 |
| | Village of Windsor Wards 1-5 | 321 | 317 | 4 |
| | City of SUN PRAIRIE Ward 28 | 0 | 0 | 0 |
| | City of SUN PRAIRIE Ward 29 | 0 | 0 | 0 |
| | City of SUN PRAIRIE Ward 30 | 0 | 0 | 0 |
| | County Totals: | 1,383 | 1,374 | 9 |
| DODGE | Town of ASHIPUN Wards 1-4 | 589 | 589 | 0 |
| | Town of CLYMAN Ward 1 | 162 | 162 | 0 |
| | Town of ELBA Wards 1-2 | 184 | 184 | 0 |
| | Town of EMMET Wards 1-2 | 292 | 292 | 0 |
| | Town of LEBANON Wards 1-3 | 330 | 330 | 0 |
| | Town of LOWELL Wards 2-4 | 90 | 90 | 0 |
| | Town of PORTLAND Wards 1-2 | 139 | 139 | 0 |
| | Town of SHIELDS Ward 1 | 100 | 100 | 0 |
| | Village of CLYMAN Ward 1 | 39 | 39 | 0 |
| | Village of LOWELL Ward 1 | 43 | 43 | 0 |
| | Village of REESEVILLE Ward 1 | 82 | 82 | 0 |
| | CITY OF COLUMBUS Ward 9 | 0 | 0 | 0 |
| | CITY OF WATERTOWN Wards 1-2 | 410 | 410 | 0 |
| | CITY OF WATERTOWN Wards 3-4 | 289 | 289 | 0 |
| | CITY OF WATERTOWN Wards 5-7 | 292 | 292 | 0 |
| CITY OF WATERTOWN Ward 8 | 162 | 162 | 0 | |

WEC Canvass Reporting System

Ward by Ward Report

2022 Partisan Primary

| | | Total Votes Cast | REP | |
|------------------|-------------------------------|------------------|-------------------|------------|
| | | | William Pennerman | SCATTERING |
| DODGE | County Totals: | 3,203 | 3,203 | 0 |
| JEFFERSON | City of WATERTOWN Wards 9-10 | 219 | 214 | 5 |
| | City of WATERTOWN Wards 11-13 | 181 | 178 | 3 |
| | City of WATERTOWN Wards 14-15 | 160 | 158 | 2 |
| | City of WATERTOWN Wards 16-17 | 307 | 307 | 0 |
| | City of WATERTOWN Wards 18-19 | 213 | 212 | 1 |
| | City of WATERTOWN Wards 20-22 | 372 | 368 | 4 |
| | County Totals: | 1,452 | 1,437 | 15 |
| | Office Totals: | 6,570 | 6,539 | 31 |

WEC Canvass Reporting System

Ward by Ward Report

2022 Partisan Primary

REPRESENTATIVE TO THE ASSEMBLY DISTRICT 38 - Republican

| | | Total Votes Cast | REP | |
|-----------|------------------------------------|------------------|-----------------|------------|
| | | | Barbara Dittich | SCATTERING |
| DANE | Town of CHRISTIANA Wards 1-2 | 106 | 105 | 1 |
| | Town of DEERFIELD Wards 1-2 | 147 | 145 | 2 |
| | Town of MEDINA Wards 1-2 | 135 | 131 | 4 |
| | Village of CAMBRIDGE Wards 2-3 | 105 | 104 | 1 |
| | Village of DEERFIELD Wards 1-3 | 128 | 127 | 1 |
| | Village of MARSHALL Wards 1-5 | 200 | 199 | 1 |
| | Village of ROCKDALE Ward 1 | 13 | 13 | 0 |
| | County Totals: | 834 | 824 | 10 |
| JEFFERSON | Town of AZTALAN Wards 1-3 | 200 | 199 | 1 |
| | Town of CONCORD Wards 1,2 | 405 | 404 | 1 |
| | Town of FARMINGTON Wards 1-3 | 247 | 247 | 0 |
| | Town of IXONIA Wards 1-6 | 914 | 910 | 4 |
| | Town of LAKE MILLS Wards 1-3 | 241 | 240 | 1 |
| | Town of MILFORD Wards 1-2 | 128 | 128 | 0 |
| | Town of WATERLOO Ward 1 | 110 | 110 | 0 |
| | Town of WATERTOWN Wards 1-2 | 359 | 359 | 0 |
| | VILLAGE OF CAMBRIDGE Ward 1 | 8 | 8 | 0 |
| | Village of JOHNSON CREEK Wards 1-4 | 353 | 351 | 2 |
| | City of LAKE MILLS Wards 1-8 | 594 | 585 | 9 |
| | City of WATERLOO Wards 1-5 | 275 | 275 | 0 |
| | County Totals: | 3,834 | 3,816 | 18 |
| WAUKESHA | City of OCONOMOWOC Wards 1,2,3 | 754 | 747 | 7 |
| | City of OCONOMOWOC Wards 4-6 | 777 | 769 | 8 |
| | City of OCONOMOWOC Wards 7,8,9 | 783 | 775 | 8 |
| | City of OCONOMOWOC Wards 10-12 | 709 | 702 | 7 |
| | County Totals: | 3,023 | 2,993 | 30 |
| | Office Totals: | 7,691 | 7,633 | 58 |

WEC Canvass Reporting System

Ward by Ward Report

2022 Partisan Primary

REPRESENTATIVE TO THE ASSEMBLY DISTRICT 39 - Republican

| | | Total Votes Cast | REP | |
|-------------------------------|------------------------------------|------------------|-------------|------------|
| | | | Mark L Born | SCATTERING |
| COLUMBIA | Town of COURTLAND Ward 1 | 57 | 57 | 0 |
| | Town of FOUNTAIN PRAIRIE Wards 1-2 | 72 | 71 | 1 |
| | Town of HAMPDEN Ward 1 | 73 | 73 | 0 |
| | Town of OTSEGO Ward 1 | 70 | 70 | 0 |
| | Village of DOYLESTOWN Ward 1 | 25 | 25 | 0 |
| | Village of FALL RIVER Wards 1-2 | 129 | 129 | 0 |
| County Totals: | | 426 | 425 | 1 |
| DODGE | Town of BEAVER DAM Wards 1-2,7-12 | 226 | 226 | 0 |
| | Town of BEAVER DAM Wards 3-6 | 435 | 435 | 0 |
| | Town of BURNETT Wards 1-2 | 211 | 211 | 0 |
| | Town of CALAMUS Wards 1-2 | 172 | 172 | 0 |
| | Town of HERMAN Wards 1-2 | 332 | 332 | 0 |
| | Town of HUBBARD Wards 1-2 | 382 | 382 | 0 |
| | Town of HUSTISFORD Wards 1-2 | 341 | 341 | 0 |
| | Town of LEROY Wards 1-2 | 235 | 235 | 0 |
| | Town of LOMIRA Wards 1-2 | 322 | 322 | 0 |
| | Town of LOMIRA Ward 3 | 2 | 2 | 0 |
| | Town of LOWELL Ward 1 | 85 | 85 | 0 |
| | Town of OAK GROVE Wards 1-2 | 200 | 200 | 0 |
| | Town of RUBICON Wards 1-3 | 605 | 605 | 0 |
| | Town of THERESA Wards 1,4 | 113 | 113 | 0 |
| | Town of THERESA Wards 2-3 | 198 | 198 | 0 |
| | Town of WESTFORD Wards 1-3 | 235 | 235 | 0 |
| | Town of WESTFORD Ward 4 | 5 | 5 | 0 |
| | Town of WILLIAMSTOWN Ward 1 | 0 | 0 | 0 |
| | Village of BROWNSVILLE Ward 1 | 190 | 190 | 0 |
| | Village of HUSTISFORD Wards 1-2 | 197 | 197 | 0 |
| Village of IRON RIDGE Ward 1 | 156 | 156 | 0 | |
| Village of KEKOSKEE Wards 1-2 | 225 | 225 | 0 | |

WEC Canvass Reporting System

Ward by Ward Report

2022 Partisan Primary

| | Total Votes Cast | REP | |
|--|------------------|--------------|------------|
| | | Mark L Born | SCATTERING |
| DODGE Village of LOMIRA Wards 1-3 | 439 | 439 | 0 |
| Village of NEOSHO Ward 1 | 120 | 120 | 0 |
| Village of THERESA Wards 1-3 | 290 | 290 | 0 |
| City of BEAVER DAM Wards 1-2,4,16 | 252 | 252 | 0 |
| City of BEAVER DAM Wards 3,5-7 | 201 | 201 | 0 |
| City of BEAVER DAM Wards 8,11,19-20,23 | 485 | 485 | 0 |
| City of BEAVER DAM Wards 9-10,12-15 | 330 | 330 | 0 |
| City of BEAVER DAM Wards 17-18,21-22,24 | 262 | 262 | 0 |
| City of BEAVER DAM Ward 25 | 0 | 0 | 0 |
| City of BEAVER DAM Ward 26 | 0 | 0 | 0 |
| City of HORICON Wards 1-6 | 464 | 464 | 0 |
| City of JUNEAU Wards 1-3 | 291 | 291 | 0 |
| City of MAYVILLE Wards 1-6 | 794 | 794 | 0 |
| County Totals: | 8,795 | 8,795 | 0 |
| Office Totals: | 9,221 | 9,220 | 1 |

WEC Canvass Reporting System

Ward by Ward Report

2022 Partisan Primary

REPRESENTATIVE TO THE ASSEMBLY DISTRICT 40 - Republican

| | | Total Votes Cast | REP | |
|-----------------------------|----------------------------------|------------------|----------------|------------|
| | | | Kevin Petersen | SCATTERING |
| OUTAGAMIE | Town of MAPLE CREEK Ward 1 | 66 | 66 | 0 |
| | CITY OF NEW LONDON Wards 10-11 | 107 | 107 | 0 |
| | County Totals: | 173 | 173 | 0 |
| SHAWANO | CITY OF MARION Ward 4 | 4 | 4 | 0 |
| | County Totals: | 4 | 4 | 0 |
| WAUPACA | Town of BEAR CREEK Ward 1 | 157 | 156 | 1 |
| | Town of CALEDONIA Wards 1-2 | 297 | 296 | 1 |
| | Town of DAYTON Wards 1-4 | 553 | 545 | 8 |
| | Town of DUPONT Wards 1-2 | 93 | 91 | 2 |
| | Town of FARMINGTON Wards 1-6 | 648 | 648 | 0 |
| | Town of FREMONT Wards 1-2 | 121 | 119 | 2 |
| | Town of HARRISON Ward 1 | 88 | 88 | 0 |
| | Town of HELVETIA Wards 1-2 | 136 | 135 | 1 |
| | Town of IOLA Wards 1-2 | 218 | 218 | 0 |
| | Town of LARRABEE Wards 1,2 | 167 | 165 | 2 |
| | Town of LEBANON Wards 1-3 | 269 | 269 | 0 |
| | Town of LIND Wards 1-3 | 253 | 251 | 2 |
| | Town of LITTLE WOLF Wards 1-3 | 270 | 269 | 1 |
| | Town of MUKWA Wards 1-2 | 145 | 145 | 0 |
| | Town of MUKWA Wards 3-5 | 304 | 302 | 2 |
| | Town of ROYALTON Wards 1-3 | 280 | 278 | 2 |
| | Town of SAINT LAWRENCE Wards 1-2 | 121 | 121 | 0 |
| | Town of SCANDINAVIA Wards 1-2 | 205 | 200 | 5 |
| | Town of UNION Wards 1-2 | 131 | 130 | 1 |
| | Town of WAUPACA Wards 1-2 | 264 | 262 | 2 |
| Town of WEYAUWEGA Ward 1 | 114 | 113 | 1 | |
| Town of WYOMING Ward 1 | 81 | 81 | 0 | |
| Village of BIG FALLS Ward 1 | 17 | 17 | 0 | |

WEC Canvass Reporting System

Ward by Ward Report

2022 Partisan Primary

| | | Total Votes Cast | REP | |
|-----------------------|--|------------------|----------------|------------|
| | | | Kevin Petersen | SCATTERING |
| WAUPACA | Village of FREMONT Ward 1 | 155 | 155 | 0 |
| | Village of FREMONT Ward 2 | 0 | 0 | 0 |
| | Village of IOLA Wards 1-2 | 189 | 186 | 3 |
| | Village of OGDENSBURG Ward 1 | 32 | 32 | 0 |
| | Village of SCANDINAVIA Ward 1 | 64 | 63 | 1 |
| | City of CLINTONVILLE Wards 1-8 | 400 | 399 | 1 |
| | City of MANAWA Wards 1-3 | 155 | 154 | 1 |
| | City of MARION Wards 1-3 | 144 | 144 | 0 |
| | City of NEW LONDON Wards 1-2 | 108 | 108 | 0 |
| | City of NEW LONDON Wards 3,5 | 112 | 111 | 1 |
| | City of NEW LONDON Wards 4,8-9 | 174 | 174 | 0 |
| | City of NEW LONDON Wards 6-7 | 170 | 169 | 1 |
| | City of WAUPACA Wards 1,2,3,4,5,6,7,8,9,10 | 765 | 751 | 14 |
| | City of WEYAUWEGA Wards 1-4 | 164 | 161 | 3 |
| County Totals: | 7,564 | 7,506 | 58 | |
| WAUSHARA | Town of BLOOMFIELD Wards 1-2 | 165 | 165 | 0 |
| | Town of LEON Wards 1-4 | 242 | 242 | 0 |
| | Town of POY SIPPI Ward 1 | 140 | 140 | 0 |
| | Town of SAXEVILLE Ward 1 | 175 | 175 | 0 |
| | Town of SPRINGWATER Wards 1-2 | 253 | 253 | 0 |
| | Town of WARREN Wards 1-2 | 92 | 92 | 0 |
| | County Totals: | 1,067 | 1,067 | 0 |
| Office Totals: | 8,808 | 8,750 | 58 | |

WEC Canvass Reporting System

Ward by Ward Report

2022 Partisan Primary

REPRESENTATIVE TO THE ASSEMBLY DISTRICT 41 - Republican

| | | Total Votes Cast | REP | |
|-----------------------------------|-------------------------------------|------------------|--------------|------------|
| | | | Alex Dallman | SCATTERING |
| ADAMS | Town of ADAMS Wards 1-3 | 169 | 168 | 1 |
| | Town of DELL PRAIRIE Wards 1,2 | 176 | 174 | 2 |
| | Town of EASTON Ward 1 | 140 | 140 | 0 |
| | Town of JACKSON Wards 1-2 | 177 | 177 | 0 |
| | Town of LINCOLN Ward 1 | 61 | 60 | 1 |
| | Town of NEW CHESTER Wards 1-3 | 115 | 114 | 1 |
| | Town of NEW HAVEN Ward 1 | 79 | 79 | 0 |
| | Town of QUINCY Wards 1,2 | 144 | 142 | 2 |
| | Town of SPRINGVILLE Wards 1-2 | 157 | 157 | 0 |
| | Village of FRIENDSHIP Ward 1 | 57 | 57 | 0 |
| | City of ADAMS Wards 1-5 | 96 | 96 | 0 |
| CITY OF WISCONSIN DELLS Wards 5,9 | 5 | 5 | 0 | |
| County Totals: | 1,376 | 1,369 | 7 | |
| COLUMBIA | Town of LEWISTON Wards 1-3 | 110 | 110 | 0 |
| | Town of NEWPORT Ward 1 | 72 | 72 | 0 |
| | City of PORTAGE Wards 1-3 | 205 | 205 | 0 |
| | City of PORTAGE Wards 4-6 | 154 | 153 | 1 |
| | City of PORTAGE Wards 7-10 | 169 | 169 | 0 |
| | City of WISCONSIN DELLS Wards 1-3,6 | 151 | 150 | 1 |
| County Totals: | 861 | 859 | 2 | |
| GREEN LAKE | Town of BERLIN Wards 1-3 | 231 | 229 | 2 |
| | Town of BROOKLYN Wards 1-3 | 401 | 400 | 1 |
| | Town of PRINCETON Wards 1,2,3 | 254 | 254 | 0 |
| | Town of ST. MARIE Ward 1 | 72 | 72 | 0 |
| | Town of SENECA Ward 1 | 76 | 76 | 0 |
| | City of BERLIN Wards 1-6 | 434 | 434 | 0 |
| | City of GREEN LAKE Wards 1,2,3 | 173 | 172 | 1 |
| City of PRINCETON Wards 1-4 | 171 | 171 | 0 | |

WEC Canvass Reporting System

Ward by Ward Report

2022 Partisan Primary

| | | Total Votes Cast | REP | |
|-------------------|-----------------------------------|------------------|--------------|------------|
| | | | Alex Dallman | SCATTERING |
| GREEN LAKE | County Totals: | 1,812 | 1,808 | 4 |
| JUNEAU | CITY OF WISCONSIN DELLS Ward 7 | 0 | 0 | 0 |
| | County Totals: | 0 | 0 | 0 |
| MARQUETTE | Town of CRYSTAL LAKE Ward 1 | 89 | 88 | 1 |
| | Town of DOUGLAS Ward 1 | 127 | 127 | 0 |
| | Town of HARRIS Ward 1 | 138 | 138 | 0 |
| | Town of MECAN Ward 1 | 134 | 134 | 0 |
| | Town of NESHKORO Wards 1-2 | 151 | 151 | 0 |
| | Town of NEWTON Wards 1-2 | 68 | 68 | 0 |
| | Town of OXFORD Wards 1-2 | 133 | 133 | 0 |
| | Town of PACKWAUKEE Wards 1-3 | 202 | 202 | 0 |
| | Town of SHIELDS Wards 1-2 | 114 | 113 | 1 |
| | Town of SPRINGFIELD Ward 1 | 132 | 132 | 0 |
| | Town of WESTFIELD Wards 1-2 | 131 | 130 | 1 |
| | Village of ENDEAVOR Ward 1 | 42 | 42 | 0 |
| | Village of NESHKORO Ward 1 | 59 | 58 | 1 |
| | Village of OXFORD Ward 1 | 42 | 42 | 0 |
| | Village of WESTFIELD Wards 1-3 | 108 | 108 | 0 |
| | County Totals: | 1,670 | 1,666 | 4 |
| SAUK | Town of DELTON Wards 1-4 | 182 | 182 | 0 |
| | Village of LAKE DELTON Wards 1-6 | 177 | 177 | 0 |
| | CITY OF WISCONSIN DELLS Wards 4,8 | 12 | 12 | 0 |
| | County Totals: | 371 | 371 | 0 |
| WAUSHARA | Town of AURORA Wards 1-2 | 152 | 152 | 0 |
| | CITY OF BERLIN Ward 7 | 16 | 16 | 0 |
| | County Totals: | 168 | 168 | 0 |
| | Office Totals: | 6,258 | 6,241 | 17 |

WEC Canvass Reporting System

Ward by Ward Report

2022 Partisan Primary

REPRESENTATIVE TO THE ASSEMBLY DISTRICT 42 - Republican

| | | Total Votes Cast | REP | |
|------------------------------|----------------------------------|-----------------------|--------------|------------|
| | | | Jon Plumer | SCATTERING |
| COLUMBIA | Town of ARLINGTON Ward 1 | 90 | 90 | 0 |
| | Town of DEKORRA Wards 1-4 | 357 | 352 | 5 |
| | Town of FORT WINNEBAGO Ward 1 | 119 | 118 | 1 |
| | Town of LEEDS Ward 1 | 112 | 107 | 5 |
| | Town of LODI Wards 1-5 | 459 | 450 | 9 |
| | Town of LOWVILLE Wards 1-2 | 146 | 143 | 3 |
| | Town of MARCELLON Wards 1-2 | 143 | 142 | 1 |
| | Town of PACIFIC Wards 1-4 | 362 | 361 | 1 |
| | Town of RANDOLPH Ward 1 | 153 | 152 | 1 |
| | Town of SCOTT Wards 1-2 | 83 | 82 | 1 |
| | Town of SPRINGVALE Ward 1 | 76 | 75 | 1 |
| | Town of WYOCENA Wards 1-3 | 181 | 178 | 3 |
| | Village of ARLINGTON Ward 1 | 88 | 86 | 2 |
| | Village of CAMBRIA Ward 1 | 61 | 61 | 0 |
| | Village of FRIESLAND Ward 1 | 59 | 59 | 0 |
| | Village of PARDEEVILLE Wards 1-3 | 180 | 179 | 1 |
| | Village of POYNETTE Wards 1-4 | 202 | 199 | 3 |
| | VILLAGE OF RANDOLPH Ward 3 | 59 | 59 | 0 |
| | Village of RIO Wards 1-2 | 109 | 107 | 2 |
| | Village of WYOCENA Ward 1 | 50 | 50 | 0 |
| City of LODI Wards 1,2,3,4,5 | 255 | 252 | 3 | |
| | County Totals: | 3,344 | 3,302 | 42 |
| DODGE | Town of CHESTER Wards 1-2 | 131 | 131 | 0 |
| | Town of FOX LAKE Wards 1-4 | 229 | 229 | 0 |
| | Town of TRENTON Wards 1-3 | 273 | 273 | 0 |
| | Village of RANDOLPH Wards 1-2 | 168 | 168 | 0 |
| | City of FOX LAKE Wards 1-3 | 177 | 177 | 0 |
| | | County Totals: | 978 | 978 |

WEC Canvass Reporting System

Ward by Ward Report

2022 Partisan Primary

| | | Total Votes Cast | REP | |
|-----------------------|------------------------------|------------------|------------|------------|
| | | | Jon Plumer | SCATTERING |
| FOND DU LAC | Town of ALTO Wards 1-2 | 236 | 236 | 0 |
| | Town of METOMEN Wards 1-2 | 147 | 146 | 1 |
| | Town of RIPON Wards 1-2 | 209 | 209 | 0 |
| | Village of BRANDON Ward 1 | 124 | 124 | 0 |
| | Village of FAIRWATER Ward 1 | 50 | 50 | 0 |
| | City of RIPON Wards 1-3 | 177 | 177 | 0 |
| | City of RIPON Wards 4-6 | 115 | 115 | 0 |
| | City of RIPON Wards 7,8 | 127 | 127 | 0 |
| | City of RIPON Wards 9-11 | 143 | 143 | 0 |
| County Totals: | 1,328 | 1,327 | 1 | |
| GREEN LAKE | Town of GREEN LAKE Wards 1-2 | 226 | 226 | 0 |
| | Town of KINGSTON Wards 1-2 | 101 | 101 | 0 |
| | Town of MACKFORD Ward 1 | 97 | 97 | 0 |
| | Town of MANCHESTER Ward 1 | 116 | 116 | 0 |
| | Town of MARQUETTE Ward 1 | 85 | 85 | 0 |
| | Village of KINGSTON Ward 1 | 61 | 61 | 0 |
| | Village of MARQUETTE Ward 1 | 23 | 23 | 0 |
| | City of MARKESAN Wards 1-3 | 189 | 188 | 1 |
| County Totals: | 898 | 897 | 1 | |
| MARQUETTE | Town of BUFFALO Wards 1-3 | 161 | 160 | 1 |
| | Town of MONTELLO Wards 1-4 | 169 | 169 | 0 |
| | Town of MOUNDVILLE Wards 1-2 | 79 | 79 | 0 |
| | City of MONTELLO Wards 1-4 | 142 | 141 | 1 |
| County Totals: | 551 | 549 | 2 | |
| Office Totals: | 7,099 | 7,053 | 46 | |

WEC Canvass Reporting System

Ward by Ward Report

2022 Partisan Primary

REPRESENTATIVE TO THE ASSEMBLY DISTRICT 43 - Republican

| | | Total Votes Cast | REP | |
|---------------------------|------------------------------------|------------------|----------------|------------|
| | | | Marisa Voelkel | SCATTERING |
| DANE | Town of ALBION Wards 1-3 | 125 | 123 | 2 |
| | Town of DUNKIRK Wards 1-6 | 122 | 121 | 1 |
| | Town of DUNN Wards 1-7 | 382 | 380 | 2 |
| | Town of PLEASANT SPRINGS Wards 1-4 | 249 | 248 | 1 |
| | Town of RUTLAND Wards 1-2 | 116 | 116 | 0 |
| | Village of BROOKLYN Wards 1,3 | 35 | 34 | 1 |
| | Village of OREGON Wards 1,5-6,11 | 129 | 128 | 1 |
| | Village of OREGON Wards 2-4,12 | 183 | 181 | 2 |
| | Village of OREGON Wards 7-10,13-14 | 208 | 207 | 1 |
| | CITY OF EDGERTON Ward 7 | 14 | 14 | 0 |
| | City of STOUGHTON Wards 1-2 | 167 | 167 | 0 |
| | City of STOUGHTON Wards 3,4 | 132 | 131 | 1 |
| | City of STOUGHTON Wards 5-6 | 126 | 126 | 0 |
| | City of STOUGHTON Wards 7,8 | 158 | 157 | 1 |
| County Totals: | 2,146 | 2,133 | 13 | |
| GREEN | VILLAGE OF BROOKLYN Ward 2 | 10 | 10 | 0 |
| | County Totals: | 10 | 10 | 0 |
| ROCK | Town of CENTER Wards 1-2 | 98 | 98 | 0 |
| | Town of FULTON Wards 1-6 | 357 | 357 | 0 |
| | Town of JANESVILLE Wards 1,6 | 63 | 63 | 0 |
| | Town of JANESVILLE Wards 2-5,7-10 | 343 | 341 | 2 |
| | Town of PLYMOUTH Wards 1,3 | 78 | 78 | 0 |
| | Town of PORTER Ward 1 | 97 | 97 | 0 |
| | Town of ROCK Wards 1-5,8 | 167 | 167 | 0 |
| | Town of ROCK Wards 6-7 | 31 | 31 | 0 |
| | Village of FOOTVILLE Ward 1 | 76 | 76 | 0 |
| | City of EDGERTON Wards 1-6 | 311 | 308 | 3 |
| City of JANESVILLE Ward 7 | 0 | 0 | 0 | |

WEC Canvass Reporting System

Ward by Ward Report

2022 Partisan Primary

ROCK

City of JANESVILLE Ward 36

| | REP | | |
|-----------------------|--------------|----------------|------------|
| | Total Votes | Marisa Voelkel | SCATTERING |
| | 0 | 0 | 0 |
| County Totals: | 1,621 | 1,616 | 5 |
| Office Totals: | 3,777 | 3,759 | 18 |

WEC Canvass Reporting System

Ward by Ward Report

2022 Partisan Primary

REPRESENTATIVE TO THE ASSEMBLY DISTRICT 44 - Republican

| | | Total Votes Cast | REP | | |
|------|----------------------------|------------------|-------------------|--------------|-----------|
| | | | Spencer Zimmerman | SCATTERING | |
| ROCK | City of JANESVILLE Ward 1 | 131 | 131 | 0 | |
| | City of JANESVILLE Ward 2 | 114 | 111 | 3 | |
| | City of JANESVILLE Ward 3 | 72 | 71 | 1 | |
| | City of JANESVILLE Ward 4 | 40 | 38 | 2 | |
| | City of JANESVILLE Ward 5 | 94 | 93 | 1 | |
| | City of JANESVILLE Ward 6 | 169 | 165 | 4 | |
| | City of JANESVILLE Ward 8 | 143 | 141 | 2 | |
| | City of JANESVILLE Ward 9 | 114 | 114 | 0 | |
| | City of JANESVILLE Ward 10 | 138 | 137 | 1 | |
| | City of JANESVILLE Ward 11 | 102 | 102 | 0 | |
| | City of JANESVILLE Ward 12 | 0 | 0 | 0 | |
| | City of JANESVILLE Ward 14 | 65 | 65 | 0 | |
| | City of JANESVILLE Ward 15 | 195 | 194 | 1 | |
| | City of JANESVILLE Ward 16 | 140 | 140 | 0 | |
| | City of JANESVILLE Ward 18 | 61 | 61 | 0 | |
| | City of JANESVILLE Ward 19 | 168 | 164 | 4 | |
| | City of JANESVILLE Ward 20 | 17 | 17 | 0 | |
| | City of JANESVILLE Ward 22 | 141 | 139 | 2 | |
| | City of JANESVILLE Ward 24 | 58 | 58 | 0 | |
| | City of JANESVILLE Ward 26 | 169 | 169 | 0 | |
| | City of JANESVILLE Ward 27 | 112 | 109 | 3 | |
| | City of JANESVILLE Ward 28 | 93 | 90 | 3 | |
| | City of JANESVILLE Ward 30 | 163 | 163 | 0 | |
| | City of JANESVILLE Ward 31 | 83 | 83 | 0 | |
| | City of JANESVILLE Ward 33 | 177 | 177 | 0 | |
| | City of JANESVILLE Ward 34 | 234 | 232 | 2 | |
| | County Totals: | | 2,993 | 2,964 | 29 |
| | Office Totals: | | 2,993 | 2,964 | 29 |

WEC Canvass Reporting System

Ward by Ward Report

2022 Partisan Primary

REPRESENTATIVE TO THE ASSEMBLY DISTRICT 45 - Republican

| | | Total Votes Cast | REP | |
|----------------------------|----------------------------------|------------------|--------------|------------|
| | | | Jeff Klett | SCATTERING |
| GREEN | Town of ADAMS Ward 1 | 43 | 43 | 0 |
| | Town of ALBANY Wards 1-2 | 107 | 107 | 0 |
| | Town of BROOKLYN Wards 1-3 | 115 | 115 | 0 |
| | Town of DECATUR Wards 1-4 | 140 | 139 | 1 |
| | Town of EXETER Wards 1,2,3 | 120 | 119 | 1 |
| | Town of MOUNT PLEASANT Wards 1-3 | 66 | 66 | 0 |
| | Town of SPRING GROVE Ward 1 | 104 | 104 | 0 |
| | Town of WASHINGTON Ward 1 | 67 | 67 | 0 |
| | Village of ALBANY Wards 1-2 | 34 | 34 | 0 |
| | Village of MONTICELLO Wards 1-2 | 88 | 87 | 1 |
| City of BRODHEAD Wards 1-6 | 178 | 177 | 1 | |
| County Totals: | | 1,062 | 1,058 | 4 |
| ROCK | Town of AVON Ward 1 | 54 | 54 | 0 |
| | Town of BELOIT Wards 1-3 | 156 | 156 | 0 |
| | Town of BELOIT Wards 6-7 | 20 | 19 | 1 |
| | Town of MAGNOLIA Ward 1 | 63 | 63 | 0 |
| | Town of NEWARK Wards 1,2 | 177 | 176 | 1 |
| | Town of PLYMOUTH Ward 2 | 23 | 23 | 0 |
| | Town of SPRING VALLEY Ward 1 | 61 | 61 | 0 |
| | Town of UNION Wards 1-3 | 143 | 142 | 1 |
| | Village of ORFORDVILLE Wards 1-2 | 106 | 106 | 0 |
| | City of BELOIT Ward 1 | 30 | 30 | 0 |
| | City of BELOIT Ward 2 | 77 | 75 | 2 |
| | City of BELOIT Ward 3 | 82 | 81 | 1 |
| | City of BELOIT Ward 4 | 68 | 68 | 0 |
| | City of BELOIT Ward 5 | 84 | 84 | 0 |
| | City of BELOIT Ward 6 | 40 | 40 | 0 |
| City of BELOIT Ward 7 | 17 | 17 | 0 | |
| City of BELOIT Ward 8 | 16 | 16 | 0 | |

WEC Canvass Reporting System

Ward by Ward Report

2022 Partisan Primary

| | Total Votes Cast | REP | |
|--|------------------|--------------|------------|
| | | Jeff Klett | SCATTERING |
| ROCK City of BELOIT Ward 9 | 28 | 28 | 0 |
| City of BELOIT Ward 10 | 78 | 78 | 0 |
| City of BELOIT Ward 11 | 11 | 11 | 0 |
| City of BELOIT Ward 12 | 12 | 12 | 0 |
| City of BELOIT Ward 13 | 64 | 64 | 0 |
| City of BELOIT Ward 14 | 34 | 34 | 0 |
| City of BELOIT Ward 15 | 8 | 8 | 0 |
| City of BELOIT Ward 16 | 15 | 15 | 0 |
| City of BELOIT Ward 17 | 20 | 20 | 0 |
| City of BELOIT Ward 21 | 58 | 57 | 1 |
| City of BELOIT Ward 24 | 0 | 0 | 0 |
| City of BELOIT Ward 26 | 0 | 0 | 0 |
| City of BELOIT Ward 27 | 20 | 20 | 0 |
| City of BELOIT Ward 28 | 45 | 45 | 0 |
| City of BELOIT Ward 30 | 0 | 0 | 0 |
| City of BELOIT Ward 31 | 1 | 1 | 0 |
| CITY OF BRODHEAD Wards 7-8 | 2 | 2 | 0 |
| City of EVANSVILLE Wards 1,2,3,4,5,6,7,8 | 232 | 230 | 2 |
| County Totals: | 1,845 | 1,836 | 9 |
| Office Totals: | 2,907 | 2,894 | 13 |

WEC Canvass Reporting System

Ward by Ward Report

2022 Partisan Primary

REPRESENTATIVE TO THE ASSEMBLY DISTRICT 46 - Republican

| | | Total Votes Cast | REP | |
|-------------|--|------------------|-----------------|------------|
| | | | Andrew McKinney | SCATTERING |
| DANE | Town of BURKE Wards 1-4,7 | 189 | 188 | 1 |
| | Town of COTTAGE GROVE Wards 1-6 | 311 | 308 | 3 |
| | Town of SUN PRAIRIE Wards 1-3 | 164 | 162 | 2 |
| | Village of COTTAGE GROVE Wards 1,2,3,4,5,6,7,8,9 | 428 | 420 | 8 |
| | City of MADISON Ward 7 | 113 | 112 | 1 |
| | City of MADISON Ward 22 | 67 | 66 | 1 |
| | City of MADISON Ward 23 | 83 | 80 | 3 |
| | City of MADISON Ward 123 | 4 | 4 | 0 |
| | City of MADISON Ward 124 | 2 | 2 | 0 |
| | City of MADISON Ward 143 | 0 | 0 | 0 |
| | City of SUN PRAIRIE Ward 1 | 101 | 100 | 1 |
| | City of SUN PRAIRIE Ward 2 | 75 | 73 | 2 |
| | City of SUN PRAIRIE Ward 3 | 60 | 59 | 1 |
| | City of SUN PRAIRIE Ward 4 | 48 | 47 | 1 |
| | City of SUN PRAIRIE Ward 5 | 44 | 43 | 1 |
| | City of SUN PRAIRIE Ward 6 | 52 | 52 | 0 |
| | City of SUN PRAIRIE Ward 7 | 40 | 40 | 0 |
| | City of SUN PRAIRIE Ward 8 | 71 | 70 | 1 |
| | City of SUN PRAIRIE Ward 9 | 112 | 111 | 1 |
| | City of SUN PRAIRIE Ward 10 | 16 | 16 | 0 |
| | City of SUN PRAIRIE Ward 11 | 58 | 58 | 0 |
| | City of SUN PRAIRIE Ward 12 | 126 | 126 | 0 |
| | City of SUN PRAIRIE Ward 13 | 126 | 126 | 0 |
| | City of SUN PRAIRIE Ward 14 | 9 | 8 | 1 |
| | City of SUN PRAIRIE Ward 15 | 28 | 28 | 0 |
| | City of SUN PRAIRIE Ward 16 | 70 | 69 | 1 |
| | City of SUN PRAIRIE Ward 17 | 34 | 34 | 0 |
| | City of SUN PRAIRIE Ward 18 | 42 | 41 | 1 |

WEC Canvass Reporting System

Ward by Ward Report

2022 Partisan Primary

| | Total Votes Cast | REP | |
|---|------------------|-----------------|------------|
| | | Andrew McKinney | SCATTERING |
| DANE City of SUN PRAIRIE Ward 19 | 51 | 49 | 2 |
| City of SUN PRAIRIE Ward 20 | 39 | 39 | 0 |
| City of SUN PRAIRIE Ward 21 | 45 | 45 | 0 |
| City of SUN PRAIRIE Ward 22 | 66 | 66 | 0 |
| City of SUN PRAIRIE Ward 23 | 86 | 85 | 1 |
| City of SUN PRAIRIE Ward 24 | 12 | 12 | 0 |
| City of SUN PRAIRIE Ward 25 | 65 | 65 | 0 |
| City of SUN PRAIRIE Ward 26 | 116 | 113 | 3 |
| City of SUN PRAIRIE Ward 27 | 60 | 60 | 0 |
| County Totals: | 3,013 | 2,977 | 36 |
| Office Totals: | 3,013 | 2,977 | 36 |

WEC Canvass Reporting System

Ward by Ward Report

2022 Partisan Primary

REPRESENTATIVE TO THE ASSEMBLY DISTRICT 47 - Republican

| | | Total Votes Cast | REP | |
|-------------|--|------------------|-------------------|------------|
| | | | Lamonte Newsom | SCATTERING |
| DANE | Town of BLOOMING GROVE Wards 1-7 | 59 | 58 | 1 |
| | Town of MADISON Wards 1-10 | 59 | 57 | 2 |
| | Village of MCFARLAND Wards 1,2,3,4,5,6,7,8,9,10 | 450 | 445 | 5 |
| | City of FITCHBURG Wards 1-5 | 198 | 194 | 4 |
| | City of FITCHBURG Wards 6-10 | 233 | 229 | 4 |
| | City of FITCHBURG Wards 11-13 | 128 | 126 | 2 |
| | City of FITCHBURG Wards 17-19 | 198 | 198 | 0 |
| | City of MADISON Ward 1 | 90 | 90 | 0 |
| | City of MADISON Ward 2 | 50 | 50 | 0 |
| | City of MADISON Ward 3 | 63 | 62 | 1 |
| | City of MADISON Ward 4 | 107 | 107 | 0 |
| | City of MADISON Ward 14 | 70 | 68 | 2 |
| | City of MADISON Ward 121 | 0 | 0 | 0 |
| | City of MADISON Ward 122 | 0 | 0 | 0 |
| | City of MADISON Ward 130 | 0 | 0 | 0 |
| | City of MADISON Ward 132 | 0 | 0 | 0 |
| | City of MADISON Ward 133 | 0 | 0 | 0 |
| | City of MONONA Wards 1-5 | 156 | 153 | 3 |
| | City of MONONA Wards 6-10 | 175 | 174 | 1 |
| | County Totals: | 2,036 | 2,011 | 25 |
| | Office Totals: | 2,036 | 2,011 | 25 |

WEC Canvass Reporting System

Ward by Ward Report

2022 Partisan Primary

REPRESENTATIVE TO THE ASSEMBLY DISTRICT 48 - Republican

| | Total Votes Cast | SCATTERING |
|----------------------------------|---------------------|------------|
| DANE | | |
| Village of MAPLE BLUFF Wards 1-2 | 4 | 4 |
| City of MADISON Ward 5 | 4 | 4 |
| City of MADISON Ward 6 | 4 | 4 |
| City of MADISON Ward 8 | 12 | 12 |
| City of MADISON Ward 9 | 3 | 3 |
| City of MADISON Ward 10 | 7 | 7 |
| City of MADISON Ward 11 | 5 | 5 |
| City of MADISON Ward 12 | 8 | 8 |
| City of MADISON Ward 13 | 1 | 1 |
| City of MADISON Ward 15 | 7 | 7 |
| City of MADISON Ward 16 | 3 | 3 |
| City of MADISON Ward 17 | 8 | 8 |
| City of MADISON Ward 18 | 4 | 4 |
| City of MADISON Ward 19 | 3 | 3 |
| City of MADISON Ward 20 | 7 | 7 |
| City of MADISON Ward 21 | 2 | 2 |
| City of MADISON Ward 24 | 1 | 1 |
| City of MADISON Ward 25 | 9 | 9 |
| City of MADISON Ward 26 | 0 | 0 |
| City of MADISON Ward 27 | 3 | 3 |
| City of MADISON Ward 31 | 2 | 2 |
| City of MADISON Ward 32 | 4 | 4 |
| City of MADISON Ward 33 | 4 | 4 |
| City of MADISON Ward 34 | 2 | 2 |
| City of MADISON Ward 35 | 5 | 5 |
| City of MADISON Ward 36 | 2 | 2 |
| City of MADISON Ward 37 | 2 | 2 |
| City of MADISON Ward 38 | 0 | 0 |
| County Totals: | 116 | 116 |

WEC Canvass Reporting System

Ward by Ward Report

2022 Partisan Primary

| | Total Votes Cast | |
|----------------|---------------------|------------|
| Office Totals: | 116 | 116 |
| | | SCATTERING |

WEC Canvass Reporting System

Ward by Ward Report

2022 Partisan Primary

REPRESENTATIVE TO THE ASSEMBLY DISTRICT 49 - Republican

| | | Total Votes Cast | REP | |
|-------|-----------------------------------|------------------|---------------|------------|
| | | | Travis Tranel | SCATTERING |
| GRANT | Town of BEETOWN Wards 1-2 | 84 | 83 | 1 |
| | Town of BLOOMINGTON Ward 1 | 38 | 38 | 0 |
| | Town of BOSCOBEL Wards 1-3 | 41 | 40 | 1 |
| | Town of CASSVILLE Wards 1-2 | 34 | 34 | 0 |
| | Town of CASTLE ROCK Ward 1 | 50 | 50 | 0 |
| | Town of CLIFTON Ward 1 | 33 | 33 | 0 |
| | Town of ELLENBORO Ward 1 | 76 | 76 | 0 |
| | Town of FENNIMORE Wards 1-2 | 42 | 42 | 0 |
| | Town of GLEN HAVEN Ward 1 | 50 | 50 | 0 |
| | Town of HARRISON Ward 1 | 76 | 76 | 0 |
| | Town of HAZEL GREEN Wards 1-2 | 91 | 88 | 3 |
| | Town of HICKORY GROVE Ward 1 | 45 | 45 | 0 |
| | Town of JAMESTOWN Wards 1-3 | 182 | 182 | 0 |
| | Town of LIBERTY Ward 1 | 59 | 59 | 0 |
| | Town of LIMA Ward 1 | 77 | 76 | 1 |
| | Town of LITTLE GRANT Ward 1 | 36 | 36 | 0 |
| | Town of MARION Ward 1 | 53 | 53 | 0 |
| | Town of MILLVILLE Ward 1 | 26 | 26 | 0 |
| | Town of MOUNT HOPE Ward 1 | 29 | 28 | 1 |
| | Town of MOUNT IDA Ward 1 | 68 | 68 | 0 |
| | Town of MUSCODA Ward 1 | 68 | 68 | 0 |
| | Town of NORTH LANCASTER Ward 1 | 76 | 75 | 1 |
| | Town of PARIS Wards 1-2 | 65 | 62 | 3 |
| | Town of PATCH GROVE Ward 1 | 20 | 20 | 0 |
| | Town of PLATTEVILLE Wards 1,2 | 128 | 128 | 0 |
| | Town of POTOSI Wards 1-2 | 90 | 90 | 0 |
| | Town of SMELSER Wards 1-2 | 92 | 92 | 0 |
| | Town of SOUTH LANCASTER Wards 1,2 | 70 | 70 | 0 |
| | Town of WATERLOO Ward 1 | 74 | 74 | 0 |

WEC Canvass Reporting System

Ward by Ward Report

2022 Partisan Primary

| | Total Votes Cast | REP | |
|----------------------------------|------------------|---------------|------------|
| | | Travis Tranel | SCATTERING |
| GRANT | | | |
| Town of WATTERSTOWN Wards 1-2 | 52 | 52 | 0 |
| Town of WINGVILLE Ward 1 | 41 | 41 | 0 |
| Town of WOODMAN Ward 1 | 30 | 30 | 0 |
| Town of WYALUSING Ward 1 | 40 | 40 | 0 |
| Village of BAGLEY Ward 1 | 42 | 42 | 0 |
| Village of BLOOMINGTON Ward 1 | 91 | 91 | 0 |
| Village of BLUE RIVER Ward 1 | 41 | 41 | 0 |
| Village of CASSVILLE Wards 1-2 | 86 | 85 | 1 |
| Village of DICKEYVILLE Wards 1-2 | 91 | 90 | 1 |
| Village of HAZEL GREEN Wards 1-2 | 82 | 81 | 1 |
| Village of LIVINGSTON Ward 1 | 51 | 51 | 0 |
| Village of MONTFORT Ward 1 | 56 | 55 | 1 |
| Village of MOUNT HOPE Ward 1 | 13 | 13 | 0 |
| Village of MUSCODA Wards 1-2 | 91 | 91 | 0 |
| Village of PATCH GROVE Ward 1 | 19 | 19 | 0 |
| Village of POTOSI Ward 1 | 92 | 92 | 0 |
| Village of TENNYSON Ward 1 | 48 | 48 | 0 |
| Village of WOODMAN Ward 1 | 12 | 12 | 0 |
| City of BOSCOBEL Wards 1-8 | 144 | 143 | 1 |
| City of CUBA CITY Wards 1-4 | 102 | 101 | 1 |
| City of FENNIMORE Wards 1-4 | 189 | 188 | 1 |
| City of LANCASTER Wards 1-6 | 340 | 340 | 0 |
| City of PLATTEVILLE Wards 1-2 | 164 | 163 | 1 |
| City of PLATTEVILLE Wards 3-4 | 158 | 155 | 3 |
| City of PLATTEVILLE Wards 5-6 | 29 | 29 | 0 |
| City of PLATTEVILLE Wards 7-9 | 67 | 67 | 0 |
| County Totals: | 4,044 | 4,022 | 22 |
| IOWA | | | |
| VILLAGE OF LIVINGSTON Ward 2 | 1 | 1 | 0 |
| VILLAGE OF MONTFORT Ward 2 | 12 | 12 | 0 |
| VILLAGE OF MUSCODA Ward 3 | 4 | 4 | 0 |

WEC Canvass Reporting System

Ward by Ward Report

2022 Partisan Primary

| | | Total Votes Cast | REP | |
|------------------|-------------------------------|------------------|---------------|------------|
| | | | Travis Tranel | SCATTERING |
| IOWA | County Totals: | 17 | 17 | 0 |
| LAFAYETTE | Town of BENTON Wards 1-2 | 64 | 64 | 0 |
| | Village of BENTON Ward 1 | 55 | 55 | 0 |
| | VILLAGE OF HAZEL GREEN Ward 3 | 2 | 2 | 0 |
| | CITY OF CUBA CITY Ward 5 | 11 | 11 | 0 |
| | County Totals: | 132 | 132 | 0 |
| RICHLAND | Town of AKAN Ward 1 | 40 | 40 | 0 |
| | Town of BLOOM Ward 1 | 69 | 69 | 0 |
| | Town of DAYTON Wards 1-2 | 81 | 81 | 0 |
| | Town of EAGLE Ward 1 | 63 | 63 | 0 |
| | Town of FOREST Ward 1 | 30 | 29 | 1 |
| | Town of HENRIETTA Ward 1 | 43 | 43 | 0 |
| | Town of MARSHALL Ward 1 | 79 | 78 | 1 |
| | Town of ORION Ward 1 | 73 | 73 | 0 |
| | Town of RICHWOOD Wards 1-2 | 55 | 54 | 1 |
| | Town of SYLVAN Wards 1-3 | 46 | 46 | 0 |
| | Village of BOAZ Ward 1 | 19 | 19 | 0 |
| | Village of VIOLA Ward 2 | 34 | 34 | 0 |
| | Village of YUBA Ward 1 | 5 | 5 | 0 |
| | County Totals: | 637 | 634 | 3 |
| VERNON | VILLAGE OF VIOLA Ward 1 | 0 | 0 | 0 |
| | County Totals: | 0 | 0 | 0 |
| | Office Totals: | 4,830 | 4,805 | 25 |

WEC Canvass Reporting System

Ward by Ward Report

2022 Partisan Primary

REPRESENTATIVE TO THE ASSEMBLY DISTRICT 50 - Republican

| | | Total Votes Cast | REP | |
|---------------|------------------------------------|------------------|------------|------------|
| | | | Tony Kurtz | SCATTERING |
| JUNEAU | Town of ARMENIA Ward 1 | 81 | 81 | 0 |
| | Town of CLEARFIELD Ward 1 | 106 | 106 | 0 |
| | Town of CLEARFIELD Ward 2 | 32 | 32 | 0 |
| | Town of CUTLER Ward 1 | 72 | 72 | 0 |
| | Town of FINLEY Ward 1 | 19 | 19 | 0 |
| | Town of FOUNTAIN Wards 1-2 | 111 | 110 | 1 |
| | Town of GERMANTOWN Ward 1 | 188 | 188 | 0 |
| | Town of GERMANTOWN Wards 2-3 | 118 | 117 | 1 |
| | Town of KILDARE Wards 1-3 | 99 | 99 | 0 |
| | Town of KINGSTON Ward 1 | 10 | 10 | 0 |
| | Town of LEMONWEIR Wards 1-4 | 233 | 232 | 1 |
| | Town of LINDINA Ward 1 | 152 | 152 | 0 |
| | Town of LISBON Ward 1 | 133 | 132 | 1 |
| | Town of LISBON Ward 2 | 1 | 1 | 0 |
| | Town of LYNDON Wards 1-3 | 133 | 133 | 0 |
| | Town of MARION Ward 1 | 86 | 86 | 0 |
| | Town of NECEDAH Wards 1-6 | 395 | 392 | 3 |
| | Town of ORANGE Ward 1 | 97 | 97 | 0 |
| | Town of PLYMOUTH Ward 1 | 113 | 113 | 0 |
| | Town of SEVEN MILE CREEK Wards 1-2 | 57 | 57 | 0 |
| | Town of SUMMIT Ward 1 | 113 | 113 | 0 |
| | Town of WONEWOC Wards 1-2 | 106 | 106 | 0 |
| | Village of CAMP DOUGLAS Ward 1 | 57 | 57 | 0 |
| | Village of HUSTLER Ward 1 | 30 | 30 | 0 |
| | Village of LYNDON STATION Ward 1 | 42 | 42 | 0 |
| | Village of NECEDAH Ward 1 | 103 | 102 | 1 |
| | Village of UNION CENTER Ward 1 | 44 | 44 | 0 |
| | Village of WONEWOC Ward 1 | 66 | 66 | 0 |
| | City of ELROY Wards 1,2,3,4,5,6 | 145 | 145 | 0 |

WEC Canvass Reporting System

Ward by Ward Report

2022 Partisan Primary

| | | Total Votes Cast | REP | |
|---------------------------------|---------------------------------|------------------|--------------|------------|
| | | | Tony Kurtz | SCATTERING |
| JUNEAU | City of MAUSTON Wards 1-7 | 425 | 423 | 2 |
| | City of NEW LISBON Wards 1-7 | 172 | 172 | 0 |
| | County Totals: | 3,539 | 3,529 | 10 |
| RICHLAND | Town of RICHLAND Wards 1-4 | 158 | 157 | 1 |
| | Town of ROCKBRIDGE Wards 1-3 | 94 | 94 | 0 |
| | Town of WESTFORD Ward 1 | 57 | 57 | 0 |
| | Town of WILLOW Ward 1 | 69 | 69 | 0 |
| | Village of CAZENOVIA Ward 1 | 18 | 18 | 0 |
| | City of RICHLAND CENTER Ward 1 | 47 | 47 | 0 |
| | City of RICHLAND CENTER Ward 2 | 26 | 26 | 0 |
| | City of RICHLAND CENTER Ward 3 | 31 | 31 | 0 |
| | City of RICHLAND CENTER Ward 4 | 28 | 28 | 0 |
| | City of RICHLAND CENTER Ward 5 | 33 | 33 | 0 |
| | City of RICHLAND CENTER Ward 6 | 36 | 36 | 0 |
| | City of RICHLAND CENTER Ward 7 | 39 | 38 | 1 |
| | City of RICHLAND CENTER Ward 8 | 32 | 32 | 0 |
| | City of RICHLAND CENTER Ward 9 | 63 | 63 | 0 |
| | City of RICHLAND CENTER Ward 10 | 33 | 33 | 0 |
| | City of RICHLAND CENTER Ward 11 | 45 | 45 | 0 |
| City of RICHLAND CENTER Ward 12 | 37 | 37 | 0 | |
| City of RICHLAND CENTER Ward 13 | 0 | 0 | 0 | |
| City of RICHLAND CENTER Ward 14 | 0 | 0 | 0 | |
| County Totals: | 846 | 844 | 2 | |
| SAUK | Town of DELLONA Wards 1-3 | 196 | 196 | 0 |
| | Town of EXCELSIOR Wards 1-3 | 194 | 194 | 0 |
| | Town of FREEDOM Wards 1-2 | 56 | 56 | 0 |
| | Town of HONEY CREEK Wards 1-3 | 58 | 58 | 0 |
| | Town of IRONTON Ward 1 | 73 | 73 | 0 |
| | Town of IRONTON Ward 2 | 11 | 11 | 0 |
| | Town of LA VALLE Wards 1-3 | 252 | 252 | 0 |

WEC Canvass Reporting System

Ward by Ward Report

2022 Partisan Primary

| | | Total Votes Cast | REP | |
|-----------------------|---------------------------------|------------------|------------|------------|
| | | | Tony Kurtz | SCATTERING |
| SAUK | Town of REEDSBURG Wards 1-3 | 178 | 178 | 0 |
| | Town of WINFIELD Ward 1 | 119 | 119 | 0 |
| | Town of WOODLAND Ward 1 | 107 | 107 | 0 |
| | VILLAGE OF CAZENOVIA Ward 2 | 2 | 2 | 0 |
| | Village of IRONTON Ward 1 | 24 | 24 | 0 |
| | Village of LAVALLE Ward 1 | 22 | 22 | 0 |
| | Village of NORTH FREEDOM Ward 1 | 34 | 34 | 0 |
| | Village of ROCK SPRINGS Ward 1 | 46 | 46 | 0 |
| | City of REEDSBURG Wards 1-16 | 713 | 713 | 0 |
| County Totals: | 2,085 | 2,085 | 0 | |
| VERNON | Town of GREENWOOD Ward 1 | 65 | 65 | 0 |
| | Town of HILLSBORO Wards 1,2 | 85 | 85 | 0 |
| | City of HILLSBORO Wards 1-4 | 124 | 123 | 1 |
| | County Totals: | 274 | 273 | 1 |
| Office Totals: | 6,744 | 6,731 | 13 | |

WEC Canvass Reporting System

Ward by Ward Report

2022 Partisan Primary

REPRESENTATIVE TO THE ASSEMBLY DISTRICT 51 - Republican

| | | Total Votes Cast | REP | |
|---------------------------------|----------------------------------|------------------|--------------|------------|
| | | | Todd Novak | SCATTERING |
| GREEN | Town of CADIZ Ward 1 | 85 | 85 | 0 |
| | Town of CLARNO Wards 1-2 | 122 | 122 | 0 |
| | Town of JEFFERSON Wards 1-2 | 133 | 133 | 0 |
| | Town of JORDAN Wards 1-2 | 76 | 76 | 0 |
| | Town of MONROE Wards 1-2 | 150 | 148 | 2 |
| | Town of SYLVESTER Wards 1-2 | 116 | 115 | 1 |
| | Village of BROWNTOWN Ward 1 | 26 | 26 | 0 |
| | City of MONROE Wards 1-9 | 717 | 713 | 4 |
| | City of MONROE Ward 10 | 0 | 0 | 0 |
| County Totals: | | 1,425 | 1,418 | 7 |
| IOWA | Town of CLYDE Ward 1 | 34 | 34 | 0 |
| | Town of DODGEVILLE Wards 1,2,3 | 182 | 182 | 0 |
| | Town of EDEN Ward 1 | 39 | 39 | 0 |
| | Town of HIGHLAND Wards 1-4 | 88 | 87 | 1 |
| | Town of LINDEN Wards 1,2 | 82 | 81 | 1 |
| | Town of MIFFLIN Ward 1 | 53 | 53 | 0 |
| | Town of MINERAL POINT Wards 1-3 | 97 | 95 | 2 |
| | Town of PULASKI Ward 1 | 31 | 31 | 0 |
| | Town of WYOMING Ward 1 | 48 | 46 | 2 |
| | Village of AVOCA Ward 1 | 42 | 42 | 0 |
| | VILLAGE OF BLANCHARDVILLE Ward 2 | 12 | 11 | 1 |
| | Village of COBB Ward 1 | 57 | 57 | 0 |
| | Village of HIGHLAND Ward 1 | 88 | 88 | 0 |
| | Village of LINDEN Ward 1 | 33 | 33 | 0 |
| | Village of REWEY Ward 1 | 22 | 20 | 2 |
| | City of DODGEVILLE Wards 1-10 | 364 | 356 | 8 |
| City of MINERAL POINT Wards 1-6 | 166 | 166 | 0 | |
| County Totals: | | 1,438 | 1,421 | 17 |

WEC Canvass Reporting System

Ward by Ward Report

2022 Partisan Primary

| | | Total Votes Cast | REP | |
|-------------------------------|----------------------------------|-----------------------|--------------|------------|
| | | | Todd Novak | SCATTERING |
| LAFAYETTE | Town of ARGYLE Wards 1-3 | 51 | 51 | 0 |
| | Town of BELMONT Wards 1-2 | 66 | 66 | 0 |
| | Town of BLANCHARD Ward 1 | 39 | 39 | 0 |
| | Town of DARLINGTON Wards 1-3 | 92 | 92 | 0 |
| | Town of ELK GROVE Wards 1-3 | 39 | 39 | 0 |
| | Town of FAYETTE Wards 1-2 | 47 | 47 | 0 |
| | Town of GRATIOT Ward 1 | 54 | 54 | 0 |
| | Town of KENDALL Ward 1 | 42 | 42 | 0 |
| | Town of LAMONT Wards 1-2 | 39 | 39 | 0 |
| | Town of MONTICELLO Ward 1 | 27 | 27 | 0 |
| | Town of NEW DIGGINGS Ward 1 | 52 | 52 | 0 |
| | Town of SEYMOUR Wards 1-2 | 41 | 41 | 0 |
| | Town of SHULLSBURG Ward 1 | 37 | 37 | 0 |
| | Town of WAYNE Ward 1 | 72 | 72 | 0 |
| | Town of WHITE OAK SPRINGS Ward 1 | 26 | 26 | 0 |
| | Town of WILLOW SPRINGS Ward 1 | 76 | 76 | 0 |
| | Town of WIOTA Wards 1-2 | 80 | 80 | 0 |
| | Village of ARGYLE Ward 1 | 61 | 61 | 0 |
| | Village of BELMONT Ward 1 | 92 | 92 | 0 |
| | Village of BLANCHARDVILLE Ward 1 | 36 | 36 | 0 |
| Village of GRATIOT Ward 1 | 29 | 29 | 0 | |
| Village of SOUTH WAYNE Ward 1 | 43 | 43 | 0 | |
| City of DARLINGTON Wards 1-6 | 140 | 140 | 0 | |
| City of SHULLSBURG Wards 1,2 | 60 | 60 | 0 | |
| | County Totals: | 1,341 | 1,341 | 0 |
| RICHLAND | Town of BUENA VISTA Wards 1-4 | 160 | 160 | 0 |
| | Town of ITHACA Ward 1 | 80 | 80 | 0 |
| | Village of LONE ROCK Ward 1 | 62 | 62 | 0 |
| | | County Totals: | 302 | 302 |

WEC Canvass Reporting System

Ward by Ward Report

2022 Partisan Primary

| | Total Votes Cast | REP | |
|-----------------------------------|------------------|--------------|------------|
| | | Todd Novak | SCATTERING |
| SAUK | | | |
| Town of BEAR CREEK Ward 1 | 69 | 69 | 0 |
| Town of FRANKLIN Wards 1,2 | 83 | 83 | 0 |
| Town of HONEY CREEK Ward 4 | 0 | 0 | 0 |
| Town of SPRING GREEN Wards 1-3 | 211 | 211 | 0 |
| Town of TROY Ward 1 | 82 | 82 | 0 |
| Town of TROY Ward 2 | 0 | 0 | 0 |
| Town of WASHINGTON Wards 1-2 | 101 | 101 | 0 |
| Town of WESTFIELD Ward 1 | 77 | 77 | 0 |
| Village of LIME RIDGE Ward 1 | 9 | 9 | 0 |
| Village of LOGANVILLE Ward 1 | 0 | 0 | 0 |
| Village of PLAIN Ward 1 | 96 | 96 | 0 |
| Village of SPRING GREEN Wards 1-2 | 108 | 108 | 0 |
| County Totals: | 836 | 836 | 0 |
| Office Totals: | 5,342 | 5,318 | 24 |

WEC Canvass Reporting System

Ward by Ward Report

2022 Partisan Primary

REPRESENTATIVE TO THE ASSEMBLY DISTRICT 52 - Republican

| | | Total Votes Cast | REP Donald R. Hannemann | REP Robert P. Thresher | REP Lawrence Foster | REP Jerry L. O'Connor | SCATTERING |
|--------------------|---------------------------------|------------------|-------------------------------|------------------------------|---------------------------|-----------------------------|------------|
| FOND DU LAC | Town of BYRON Wards 1-2 | 398 | 120 | 38 | 32 | 208 | 0 |
| | Town of EDEN Wards 1-3 | 243 | 59 | 16 | 16 | 151 | 1 |
| | Town of ELDORADO Wards 1-3 | 268 | 69 | 36 | 33 | 130 | 0 |
| | Town of EMPIRE Wards 1-4 | 658 | 80 | 67 | 120 | 390 | 1 |
| | Town of FOND DU LAC Wards 1,2-9 | 779 | 111 | 64 | 111 | 493 | 0 |
| | Town of LAMARTINE Wards 1-2 | 380 | 102 | 56 | 43 | 178 | 1 |
| | Town of OAKFIELD Wards 1-2 | 138 | 39 | 12 | 16 | 71 | 0 |
| | Village of EDEN Ward 1 | 142 | 33 | 12 | 9 | 88 | 0 |
| | Village of OAKFIELD Wards 1-2 | 203 | 43 | 9 | 23 | 127 | 1 |
| | City of FOND DU LAC Ward 1 | 116 | 30 | 26 | 17 | 43 | 0 |
| | City of FOND DU LAC Ward 2 | 91 | 23 | 18 | 11 | 38 | 1 |
| | City of FOND DU LAC Ward 3 | 263 | 37 | 47 | 40 | 139 | 0 |
| | City of FOND DU LAC Ward 4 | 131 | 25 | 23 | 24 | 59 | 0 |
| | City of FOND DU LAC Ward 5 | 296 | 42 | 68 | 48 | 138 | 0 |
| | City of FOND DU LAC Ward 6 | 155 | 25 | 15 | 30 | 85 | 0 |
| | City of FOND DU LAC Ward 7 | 129 | 32 | 21 | 20 | 56 | 0 |
| | City of FOND DU LAC Ward 8 | 184 | 21 | 28 | 35 | 100 | 0 |
| | City of FOND DU LAC Ward 9 | 115 | 21 | 26 | 19 | 47 | 2 |
| | City of FOND DU LAC Ward 10 | 199 | 28 | 23 | 42 | 106 | 0 |
| | City of FOND DU LAC Ward 11 | 73 | 12 | 13 | 11 | 37 | 0 |
| | City of FOND DU LAC Ward 12 | 213 | 22 | 32 | 47 | 112 | 0 |
| | City of FOND DU LAC Ward 13 | 91 | 18 | 22 | 12 | 39 | 0 |
| | City of FOND DU LAC Ward 14 | 238 | 19 | 37 | 36 | 146 | 0 |
| | City of FOND DU LAC Ward 15 | 248 | 34 | 25 | 63 | 126 | 0 |
| | City of FOND DU LAC Ward 16 | 291 | 31 | 40 | 51 | 169 | 0 |
| | City of FOND DU LAC Ward 17 | 315 | 27 | 25 | 52 | 211 | 0 |
| | City of FOND DU LAC Ward 18 | 465 | 59 | 22 | 83 | 300 | 1 |
| | City of FOND DU LAC Ward 19 | 159 | 15 | 25 | 22 | 97 | 0 |
| | City of FOND DU LAC Ward 20 | 319 | 49 | 28 | 59 | 183 | 0 |

WEC Canvass Reporting System

Ward by Ward Report

2022 Partisan Primary

| | | Total Votes | REP | REP | REP | REP | |
|--------------------|-----------------------------|--------------|---------------------|--------------------|-----------------|-------------------|------------|
| | | Casi | Donald R. Hannemann | Robert P. Thresher | Lawrence Foster | Jerry L. O'Connor | SCATTERING |
| FOND DU LAC | City of FOND DU LAC Ward 21 | 210 | 39 | 27 | 39 | 104 | 1 |
| | City of FOND DU LAC Ward 22 | 254 | 27 | 28 | 28 | 171 | 0 |
| | County Totals: | 7,764 | 1,292 | 929 | 1,192 | 4,342 | 9 |
| | Office Totals: | 7,764 | 1,292 | 929 | 1,192 | 4,342 | 9 |

WEC Canvass Reporting System

Ward by Ward Report

2022 Partisan Primary

REPRESENTATIVE TO THE ASSEMBLY DISTRICT 53 - Republican

| | | Total Votes Cast | REP | |
|-----------------------|--|------------------|----------------|------------|
| | | | Michael Schraa | SCATTERING |
| DODGE | City of WAUPUN Wards 1-8 | 587 | 587 | 0 |
| County Totals: | | 587 | 587 | 0 |
| FOND DU LAC | Town of FRIENDSHIP Wards 1-3 | 392 | 391 | 1 |
| | Town of ROSENDALE Ward 1 | 142 | 142 | 0 |
| | Town of SPRINGVALE Ward 1 | 123 | 123 | 0 |
| | Town of WAUPUN Wards 1-2 | 253 | 253 | 0 |
| | Village of NORTH FOND DU LAC Wards 1,2,3,4,5,6,7 | 461 | 459 | 2 |
| | Village of ROSENDALE Wards 1-2 | 176 | 176 | 0 |
| | CITY OF WAUPUN Wards 9,10,11,12 | 493 | 491 | 2 |
| County Totals: | | 2,040 | 2,035 | 5 |
| WINNEBAGO | Town of ALGOMA Wards 1-4 | 416 | 413 | 3 |
| | Town of ALGOMA Wards 5-8 | 423 | 418 | 5 |
| | Town of BLACK WOLF Wards 1-3 | 397 | 395 | 2 |
| | Town of NEKIMI Wards 1-2 | 246 | 241 | 5 |
| | Town of NEPEUSKUN Ward 1 | 99 | 98 | 1 |
| | Town of OMRO Wards 1-4 | 328 | 328 | 0 |
| | Town of OSHKOSH Wards 1,2-4 | 411 | 406 | 5 |
| | Town of POYGAN Wards 1-2 | 220 | 220 | 0 |
| | Town of RUSHFORD Wards 1-2 | 243 | 242 | 1 |
| | Town of UTICA Wards 1-3 | 229 | 228 | 1 |
| | Town of WINNECONNE Wards 1-4 | 461 | 456 | 5 |
| | Village of WINNECONNE Wards 1-4 | 327 | 325 | 2 |
| | City of OMRO Wards 1-5 | 335 | 332 | 3 |
| | City of OSHKOSH Ward 1A | 51 | 50 | 1 |
| | City of OSHKOSH Ward 3 | 35 | 35 | 0 |
| | City of OSHKOSH Ward 4 | 85 | 84 | 1 |
| | City of OSHKOSH Ward 5 | 75 | 75 | 0 |
| | City of OSHKOSH Ward 6A | 16 | 16 | 0 |

WEC Canvass Reporting System

Ward by Ward Report

2022 Partisan Primary

| | | Total Votes Cast | REP | |
|------------------|--------------------------|------------------|----------------|------------|
| | | | Michael Schraa | SCATTERING |
| WINNEBAGO | City of OSHKOSH Ward 7A | 2 | 2 | 0 |
| | City of OSHKOSH Ward 18A | 1 | 1 | 0 |
| | City of OSHKOSH Ward 19A | 2 | 2 | 0 |
| | City of OSHKOSH Ward 20A | 11 | 11 | 0 |
| | City of OSHKOSH Ward 21A | 0 | 0 | 0 |
| | City of OSHKOSH Ward 22A | 8 | 7 | 1 |
| | City of OSHKOSH Ward 28A | 10 | 10 | 0 |
| | County Totals: | 4,431 | 4,395 | 36 |
| | Office Totals: | 7,058 | 7,017 | 41 |

WEC Canvass Reporting System

Ward by Ward Report

2022 Partisan Primary

REPRESENTATIVE TO THE ASSEMBLY DISTRICT 54 - Republican

| | | Total Votes Cast | REP | |
|------------------|-------------------------|------------------|---------------|------------|
| | | | Donnie Herman | SCATTERING |
| WINNEBAGO | City of OSHKOSH Ward 1 | 139 | 139 | 0 |
| | City of OSHKOSH Ward 2 | 90 | 89 | 1 |
| | City of OSHKOSH Ward 4A | 9 | 9 | 0 |
| | City of OSHKOSH Ward 5A | 99 | 97 | 2 |
| | City of OSHKOSH Ward 6 | 155 | 153 | 2 |
| | City of OSHKOSH Ward 7 | 207 | 205 | 2 |
| | City of OSHKOSH Ward 8 | 78 | 73 | 5 |
| | City of OSHKOSH Ward 9 | 66 | 65 | 1 |
| | City of OSHKOSH Ward 10 | 77 | 75 | 2 |
| | City of OSHKOSH Ward 11 | 147 | 146 | 1 |
| | City of OSHKOSH Ward 12 | 0 | 0 | 0 |
| | City of OSHKOSH Ward 13 | 47 | 46 | 1 |
| | City of OSHKOSH Ward 14 | 94 | 92 | 2 |
| | City of OSHKOSH Ward 15 | 141 | 136 | 5 |
| | City of OSHKOSH Ward 16 | 102 | 102 | 0 |
| | City of OSHKOSH Ward 17 | 160 | 157 | 3 |
| | City of OSHKOSH Ward 18 | 178 | 177 | 1 |
| | City of OSHKOSH Ward 19 | 233 | 230 | 3 |
| | City of OSHKOSH Ward 20 | 167 | 166 | 1 |
| | City of OSHKOSH Ward 21 | 275 | 275 | 0 |
| | City of OSHKOSH Ward 22 | 310 | 307 | 3 |
| | City of OSHKOSH Ward 23 | 184 | 181 | 3 |
| | City of OSHKOSH Ward 24 | 208 | 207 | 1 |
| | City of OSHKOSH Ward 25 | 138 | 137 | 1 |
| | City of OSHKOSH Ward 26 | 134 | 133 | 1 |
| | City of OSHKOSH Ward 27 | 215 | 211 | 4 |
| | City of OSHKOSH Ward 28 | 213 | 209 | 4 |
| | County Totals: | 3,866 | 3,817 | 49 |
| | Office Totals: | 3,866 | 3,817 | 49 |

WEC Canvass Reporting System

Ward by Ward Report

2022 Partisan Primary

REPRESENTATIVE TO THE ASSEMBLY DISTRICT 55 - Republican

| | | Total Votes Cast | REP | |
|-----------------------|---|------------------|----------------|------------|
| | | | Nate Gustafson | SCATTERING |
| OUTAGAMIE | Town of GRAND CHUTE Wards 9-13,18 | 650 | 650 | 0 |
| | City of APPLETON Ward 51 | 0 | 0 | 0 |
| | County Totals: | 650 | 650 | 0 |
| WINNEBAGO | Town of CLAYTON Wards 1-3,7-9 | 438 | 435 | 3 |
| | Town of CLAYTON Wards 4-6 | 161 | 160 | 1 |
| | Town of NEENAH Wards 1-5 | 468 | 466 | 2 |
| | Town of VINLAND Wards 1,2 | 290 | 288 | 2 |
| | Town of WINCHESTER Wards 1-2 | 272 | 269 | 3 |
| | Town of WINCHESTER Wards 3-4 | 23 | 23 | 0 |
| | Town of WOLF RIVER Wards 1-2A | 252 | 249 | 3 |
| | Town of WOLF RIVER Ward 2B | 0 | 0 | 0 |
| | Village of FOX CROSSING Wards 1-2,4,7,9 | 692 | 687 | 5 |
| | Village of FOX CROSSING Wards 3,5-6,8 | 575 | 571 | 4 |
| | City of NEENAH Wards 1-4 | 345 | 342 | 3 |
| | City of NEENAH Wards 5-8 | 383 | 378 | 5 |
| | City of NEENAH Wards 9-12 | 516 | 511 | 5 |
| | City of NEENAH Wards 13-16, 22 | 294 | 292 | 2 |
| | City of NEENAH Wards 17-18 | 251 | 250 | 1 |
| | City of NEENAH Wards 19-21, 23 | 463 | 459 | 4 |
| County Totals: | 5,423 | 5,380 | 43 | |
| Office Totals: | 6,073 | 6,030 | 43 | |

WEC Canvass Reporting System

Ward by Ward Report

2022 Partisan Primary

REPRESENTATIVE TO THE ASSEMBLY DISTRICT 56 - Republican

| | | Total Votes Cast | REP | |
|------------------|----------------------------------|------------------|--------------|------------|
| | | | Dave Murphy | SCATTERING |
| OUTAGAMIE | Town of CENTER Wards 1,2,3,4,5 | 609 | 609 | 0 |
| | Town of DALE Wards 1-4 | 423 | 423 | 0 |
| | Town of GRAND CHUTE Wards 1-5 | 801 | 801 | 0 |
| | Town of GRAND CHUTE Wards 6-8 | 230 | 230 | 0 |
| | Town of GRAND CHUTE Wards 14-17 | 624 | 624 | 0 |
| | Village of GREENVILLE Wards 1-10 | 1,696 | 1,696 | 0 |
| | City of APPLETON Ward 4 | 147 | 147 | 0 |
| | City of APPLETON Ward 6 | 25 | 25 | 0 |
| | City of APPLETON Ward 7 | 157 | 157 | 0 |
| | City of APPLETON Ward 17 | 154 | 154 | 0 |
| | City of APPLETON Ward 18 | 84 | 84 | 0 |
| | City of APPLETON Ward 19 | 67 | 67 | 0 |
| | City of APPLETON Ward 20 | 172 | 172 | 0 |
| | City of APPLETON Ward 21 | 137 | 137 | 0 |
| | City of APPLETON Ward 22 | 295 | 295 | 0 |
| | City of APPLETON Ward 35 | 160 | 160 | 0 |
| | City of APPLETON Ward 36 | 108 | 108 | 0 |
| | City of APPLETON Ward 38 | 82 | 82 | 0 |
| | City of APPLETON Ward 39 | 116 | 116 | 0 |
| | City of APPLETON Ward 40 | 103 | 103 | 0 |
| | City of APPLETON Ward 41 | 234 | 234 | 0 |
| | City of APPLETON Ward 43 | 204 | 204 | 0 |
| | City of APPLETON Ward 48 | 2 | 2 | 0 |
| | County Totals: | 6,630 | 6,630 | 0 |
| | Office Totals: | 6,630 | 6,630 | 0 |

WEC Canvass Reporting System

Ward by Ward Report

2022 Partisan Primary

REPRESENTATIVE TO THE ASSEMBLY DISTRICT 57 - Republican

| | | Total Votes Cast | REP | |
|------------------|-------------------------------------|------------------|--------------|------------|
| | | | Andrew Fox | SCATTERING |
| OUTAGAMIE | VILLAGE OF Fox Crossing Ward 17 | 0 | 0 | 0 |
| | City of APPLETON Ward 1 | 100 | 100 | 0 |
| | City of APPLETON Ward 2 | 124 | 124 | 0 |
| | City of APPLETON Ward 3 | 67 | 67 | 0 |
| | City of APPLETON Ward 5 | 82 | 82 | 0 |
| | City of APPLETON Ward 10 | 111 | 111 | 0 |
| | City of APPLETON Ward 11 | 101 | 101 | 0 |
| | City of APPLETON Ward 12 | 85 | 85 | 0 |
| | City of APPLETON Ward 16 | 92 | 92 | 0 |
| | City of APPLETON Ward 23 | 61 | 61 | 0 |
| | City of APPLETON Ward 24 | 78 | 78 | 0 |
| | City of APPLETON Ward 26 | 168 | 168 | 0 |
| | City of APPLETON Ward 27 | 115 | 115 | 0 |
| | City of APPLETON Ward 28 | 75 | 75 | 0 |
| | City of APPLETON Ward 29 | 121 | 121 | 0 |
| | City of APPLETON Ward 30 | 26 | 26 | 0 |
| | City of APPLETON Ward 31 | 12 | 12 | 0 |
| | City of APPLETON Ward 32 | 102 | 102 | 0 |
| | City of APPLETON Ward 37 | 27 | 27 | 0 |
| | City of APPLETON Ward 42 | 192 | 192 | 0 |
| | City of APPLETON Ward 49 | 55 | 55 | 0 |
| | City of APPLETON Ward 50 | 53 | 53 | 0 |
| | City of APPLETON Ward 52 | 12 | 12 | 0 |
| | County Totals: | 1,859 | 1,859 | 0 |
| WINNEBAGO | Village of FOX CROSSING Wards 10-12 | 256 | 253 | 3 |
| | Village of FOX CROSSING Wards 13-16 | 282 | 281 | 1 |
| | CITY OF APPLETON Ward 33 | 42 | 42 | 0 |
| | CITY OF APPLETON Ward 34 | 9 | 9 | 0 |
| | City of MENASHA Wards 1,2-4 | 289 | 285 | 4 |

WEC Canvass Reporting System

Ward by Ward Report

2022 Partisan Primary

| | | Total Votes Cast | REP | |
|------------------|----------------------------------|------------------|--------------|------------|
| | | | Andrew Fox | SCATTERING |
| WINNEBAGO | City of MENASHA Wards 5,6-8 | 297 | 294 | 3 |
| | City of MENASHA Wards 9-12,17-19 | 312 | 311 | 1 |
| | City of MENASHA Ward 13 | 63 | 62 | 1 |
| | County Totals: | 1,550 | 1,537 | 13 |
| | Office Totals: | 3,409 | 3,396 | 13 |

WEC Canvass Reporting System

Ward by Ward Report

2022 Partisan Primary

REPRESENTATIVE TO THE ASSEMBLY DISTRICT 58 - Republican

| | | Total Votes Cast | REP | |
|-------------------|-------------------------------------|------------------|---------------|------------|
| | | | Rick Gundrum | SCATTERING |
| WASHINGTON | Town of BARTON Wards 1-4 | 680 | 680 | 0 |
| | Town of HARTFORD Wards 1,4-5 | 651 | 651 | 0 |
| | Town of POLK Wards 1-6 | 1,009 | 1,009 | 0 |
| | Town of TRENTON Wards 1,7 | 253 | 253 | 0 |
| | Town of WEST BEND Wards 1,2,3,4,5,6 | 1,206 | 1,206 | 0 |
| | Village of JACKSON Wards 1-10,12,18 | 1,272 | 1,272 | 0 |
| | Village of SLINGER Wards 1-10 | 1,034 | 1,034 | 0 |
| | City of HARTFORD Wards 12,15 | 0 | 0 | 0 |
| | City of WEST BEND Wards 1-3 | 588 | 588 | 0 |
| | City of WEST BEND Wards 4-5 | 421 | 421 | 0 |
| | City of WEST BEND Wards 6-8 | 729 | 729 | 0 |
| | City of WEST BEND Wards 9-10 | 522 | 522 | 0 |
| | City of WEST BEND Wards 11-13 | 500 | 500 | 0 |
| | City of WEST BEND Wards 14-17 | 507 | 507 | 0 |
| | City of WEST BEND Wards 18-19 | 425 | 425 | 0 |
| | City of WEST BEND Wards 20-22 | 787 | 787 | 0 |
| | County Totals: | 10,584 | 10,584 | 0 |
| | Office Totals: | 10,584 | 10,584 | 0 |

WEC Canvass Reporting System

Ward by Ward Report

2022 Partisan Primary

REPRESENTATIVE TO THE ASSEMBLY DISTRICT 59 - Republican

| | | Total Votes Cast | REP | REP | |
|-----------------------|------------------------------------|------------------|--------------|--------------|------------|
| | | | Ty Boddien | Vinny Egle | SCATTERING |
| CALUMET | Town of BROTHERTOWN Wards 1-2 | 288 | 246 | 42 | 0 |
| | Town of CHILTON Wards 1-3 | 243 | 211 | 31 | 1 |
| | Town of NEW HOLSTEIN Wards 1-2 | 288 | 253 | 35 | 0 |
| | Town of STOCKBRIDGE Wards 1,2 | 352 | 307 | 44 | 1 |
| | Village of STOCKBRIDGE Ward 1 | 156 | 145 | 11 | 0 |
| | City of NEW HOLSTEIN Wards 1-5 | 449 | 394 | 55 | 0 |
| | County Totals: | 1,776 | 1,556 | 218 | 2 |
| DODGE | CITY OF HARTFORD Ward 11 | 2 | 2 | 0 | 0 |
| | County Totals: | 2 | 2 | 0 | 0 |
| FOND DU LAC | Town of ASHFORD Wards 1-3 | 461 | 203 | 257 | 1 |
| | Town of AUBURN Wards 1-3 | 750 | 308 | 442 | 0 |
| | Town of CALUMET Wards 1-2 | 299 | 237 | 62 | 0 |
| | Town of FOREST Wards 1-2 | 289 | 137 | 152 | 0 |
| | Town of MARSHFIELD Wards 1-2 | 293 | 232 | 61 | 0 |
| | Town of OSCEOLA Wards 1-2 | 521 | 216 | 305 | 0 |
| | Town of TAYCHEEDA Wards 1-6 | 987 | 784 | 201 | 2 |
| | Village of CAMPBELLSPORT Wards 1-4 | 378 | 164 | 214 | 0 |
| | VILLAGE OF KEWASKUM Ward 6 | 0 | 0 | 0 | 0 |
| | Village of MOUNT CALVARY Ward 1 | 122 | 89 | 33 | 0 |
| | Village of ST. CLOUD Ward 1 | 117 | 85 | 32 | 0 |
| | County Totals: | 4,217 | 2,455 | 1,759 | 3 |
| SHEBOYGAN | Town of GREENBUSH Wards 1-3 | 313 | 221 | 91 | 1 |
| | Town of MITCHELL Wards 1-3 | 256 | 123 | 133 | 0 |
| | Town of RUSSELL Ward 1 | 69 | 58 | 11 | 0 |
| | Town of SCOTT Wards 1-3 | 449 | 175 | 274 | 0 |
| County Totals: | 1,087 | 577 | 509 | 1 | |
| WASHINGTON | Town of ADDISON Wards 1-6 | 816 | 546 | 270 | 0 |
| | Town of HARTFORD Wards 2-3 | 240 | 184 | 56 | 0 |

WEC Canvass Reporting System

Ward by Ward Report

2022 Partisan Primary

| | | Total Votes Cast | REP | REP | |
|-------------------|-------------------------------------|------------------|--------------|--------------|------------|
| | | | Ty Boddan | Vinny Egle | SCATTERING |
| WASHINGTON | Town of KEWASKUM Wards 1-2 | 340 | 168 | 172 | 0 |
| | Town of WAYNE Wards 1-4 | 598 | 292 | 306 | 0 |
| | Village of KEWASKUM Wards 1,2,3,4,5 | 853 | 414 | 439 | 0 |
| | City of HARTFORD Wards 1-3 | 818 | 581 | 237 | 0 |
| | City of HARTFORD Wards 4-7,13 | 900 | 618 | 282 | 0 |
| | City of HARTFORD Wards 8-10,14 | 697 | 498 | 199 | 0 |
| | County Totals: | 5,262 | 3,301 | 1,961 | 0 |
| | Office Totals: | 12,344 | 7,891 | 4,447 | 6 |

WEC Canvass Reporting System

Ward by Ward Report

2022 Partisan Primary

REPRESENTATIVE TO THE ASSEMBLY DISTRICT 60 - Republican

| | | Total Votes Cast | REP Robert Brooks | REP Samuel Krieg | SCATTERING |
|---------|-----------------------------------|------------------|----------------------|---------------------|------------|
| OZAUKEE | Town of BELGIUM Wards 1-3 | 326 | 253 | 72 | 1 |
| | Town of CEDARBURG Wards 1-2 | 306 | 258 | 48 | 0 |
| | Town of CEDARBURG Wards 3-4 | 283 | 239 | 44 | 0 |
| | Town of CEDARBURG Wards 5-6,10 | 436 | 349 | 86 | 1 |
| | Town of CEDARBURG Wards 7-9 | 409 | 342 | 67 | 0 |
| | Town of FREDONIA Wards 1-4 | 494 | 417 | 76 | 1 |
| | Town of PORT WASHINGTON Wards 1-2 | 350 | 295 | 55 | 0 |
| | Town of SAUKVILLE Wards 1-3 | 475 | 423 | 52 | 0 |
| | Village of BELGIUM Wards 1-3 | 435 | 333 | 102 | 0 |
| | Village of FREDONIA Wards 1-3 | 437 | 349 | 88 | 0 |
| | Village of GRAFTON Ward 15 | 0 | 0 | 0 | 0 |
| | VILLAGE OF NEWBURG Ward 3 | 16 | 14 | 2 | 0 |
| | Village of SAUKVILLE Wards 1,6-7 | 366 | 307 | 59 | 0 |
| | Village of SAUKVILLE Wards 2-5 | 255 | 197 | 57 | 1 |
| | City of CEDARBURG Ward 1 | 358 | 271 | 86 | 1 |
| | City of CEDARBURG Ward 2 | 251 | 201 | 50 | 0 |
| | City of CEDARBURG Ward 3 | 257 | 191 | 66 | 0 |
| | City of CEDARBURG Ward 4 | 241 | 187 | 54 | 0 |
| | City of CEDARBURG Ward 5 | 222 | 160 | 62 | 0 |
| | City of CEDARBURG Ward 6 | 293 | 218 | 75 | 0 |
| | City of CEDARBURG Ward 7 | 338 | 273 | 65 | 0 |
| | City of PORT WASHINGTON Ward 1 | 287 | 216 | 69 | 2 |
| | City of PORT WASHINGTON Ward 2 | 255 | 201 | 54 | 0 |
| | City of PORT WASHINGTON Ward 3 | 225 | 167 | 57 | 1 |
| | City of PORT WASHINGTON Ward 4 | 221 | 158 | 62 | 1 |
| | City of PORT WASHINGTON Ward 5 | 283 | 189 | 93 | 1 |
| | City of PORT WASHINGTON Ward 6 | 199 | 155 | 44 | 0 |
| | City of PORT WASHINGTON Ward 7 | 290 | 196 | 94 | 0 |
| | County Totals: | 8,308 | 6,559 | 1,739 | 10 |

WEC Canvass Reporting System

Ward by Ward Report

2022 Partisan Primary

| | | Total Votes Cast | REP | REP | |
|-------------------|-----------------------------------|------------------|---------------|--------------|------------|
| | | | Robert Brooks | Samuel Krieg | SCATTERING |
| WASHINGTON | Town of FARMINGTON Wards 1-5 | 850 | 721 | 129 | 0 |
| | Town of JACKSON Wards 1-7 | 983 | 840 | 143 | 0 |
| | Town of TRENTON Wards 2-6 | 814 | 697 | 117 | 0 |
| | Village of JACKSON Wards 11,13-17 | 88 | 65 | 23 | 0 |
| | Village of NEWBURG Wards 1-2 | 210 | 182 | 28 | 0 |
| | County Totals: | 2,945 | 2,505 | 440 | 0 |
| | Office Totals: | 11,253 | 9,064 | 2,179 | 10 |

WEC Canvass Reporting System

Ward by Ward Report

2022 Partisan Primary

REPRESENTATIVE TO THE ASSEMBLY DISTRICT 61 - Republican

| | | Total Votes Cast | REP | REP | |
|---------|---|------------------|--------------|-----------------|------------|
| | | | Mike Honold | Amanda Nedveski | SCATTERING |
| KENOSHA | Town of BRIGHTON Wards 1-4 | 347 | 174 | 173 | 0 |
| | Town of PARIS Wards 1-2 | 359 | 151 | 207 | 1 |
| | Town of RANDALL Wards 1,2,3,4,5,6 | 556 | 297 | 258 | 1 |
| | Town of SOMERS Wards 1,4 | 10 | 4 | 6 | 0 |
| | Village of BRISTOL Wards 1-7 | 952 | 413 | 537 | 2 |
| | Village of PADDOCK LAKE Wards 1-6 | 412 | 188 | 223 | 1 |
| | Village of PLEASANT PRAIRIE Wards 1-3 | 670 | 191 | 479 | 0 |
| | Village of PLEASANT PRAIRIE Wards 4-5 | 450 | 142 | 308 | 0 |
| | Village of PLEASANT PRAIRIE Wards 6-7 | 421 | 166 | 253 | 2 |
| | Village of PLEASANT PRAIRIE Wards 8-10 | 612 | 276 | 336 | 0 |
| | Village of PLEASANT PRAIRIE Ward 11 | 197 | 60 | 136 | 1 |
| | Village of PLEASANT PRAIRIE Wards 12-16 | 681 | 376 | 305 | 0 |
| | Village of SALEM LAKES Wards 1-6 | 920 | 366 | 550 | 4 |
| | Village of SALEM LAKES Wards 7-10 | 643 | 215 | 425 | 3 |
| | Village of SALEM LAKES Wards 11-13 | 396 | 166 | 230 | 0 |
| | Village of SOMERS Wards 1-4 | 438 | 187 | 251 | 0 |
| | Village of SOMERS Ward 13 | 0 | 0 | 0 | 0 |
| | Village of TWIN LAKES Wards 1-11 | 767 | 413 | 353 | 1 |
| | City of KENOSHA Ward 72 | 0 | 0 | 0 | 0 |
| | City of KENOSHA Ward 73 | 0 | 0 | 0 | 0 |
| | City of KENOSHA Ward 74 | 0 | 0 | 0 | 0 |
| | County Totals: | 8,831 | 3,785 | 5,030 | 16 |
| | Office Totals: | 8,831 | 3,785 | 5,030 | 16 |

WEC Canvass Reporting System

Ward by Ward Report

2022 Partisan Primary

REPRESENTATIVE TO THE ASSEMBLY DISTRICT 62 - Republican

| | | Total Votes Cast | REP | |
|------------------------|--|------------------|--------------|------------|
| | | | Robert Witke | SCATTERING |
| RACINE | Town of NORWAY Wards 1-11 | 1,416 | 1,409 | 7 |
| | Town of WATERFORD Wards 1-4,6,9-10 | 747 | 743 | 4 |
| | Village of CALEDONIA Wards 1-2 | 413 | 412 | 1 |
| | Village of CALEDONIA Wards 3,4-5 | 601 | 598 | 3 |
| | Village of CALEDONIA Wards 6-8,20 | 702 | 698 | 4 |
| | Village of CALEDONIA Wards 9-10,12-13 | 581 | 579 | 2 |
| | Village of CALEDONIA Wards 11,14-15,17 | 657 | 656 | 1 |
| | Village of CALEDONIA Wards 16,18-19 | 428 | 424 | 4 |
| | Village of MOUNT PLEASANT Ward 4 | 98 | 98 | 0 |
| | Village of MOUNT PLEASANT Wards 5-6,25 | 310 | 309 | 1 |
| | Village of Raymond Wards 1-6 | 720 | 716 | 4 |
| | Village of WIND POINT Wards 1-3 | 264 | 264 | 0 |
| | City of RACINE Ward 15 | 20 | 19 | 1 |
| | City of RACINE Ward 21 | 69 | 69 | 0 |
| | City of RACINE Ward 22 | 106 | 106 | 0 |
| | City of RACINE Ward 26 | 65 | 65 | 0 |
| | City of RACINE Ward 27 | 142 | 141 | 1 |
| | City of RACINE Ward 28 | 172 | 172 | 0 |
| | City of RACINE Ward 46 | 62 | 61 | 1 |
| | City of RACINE Ward 47 | 66 | 65 | 1 |
| City of RACINE Ward 48 | 55 | 52 | 3 | |
| County Totals: | | 7,694 | 7,656 | 38 |
| Office Totals: | | 7,694 | 7,656 | 38 |

WEC Canvass Reporting System

Ward by Ward Report

2022 Partisan Primary

REPRESENTATIVE TO THE ASSEMBLY DISTRICT 63 - Republican

| | | Total Votes Cast | REP | REP | |
|-----------------------|---|------------------|--------------|------------|------------|
| | | | Robin Vos | Adam Steen | SCATTERING |
| RACINE | Town of BURLINGTON Wards 1-7 | 870 | 406 | 464 | 0 |
| | Town of BURLINGTON Wards 8-11 | 477 | 237 | 238 | 2 |
| | Town of DOVER Wards 1-8 | 827 | 406 | 421 | 0 |
| | Village of MOUNT PLEASANT Wards 1,17-18,20 | 523 | 272 | 251 | 0 |
| | Village of MOUNT PLEASANT Wards 2-3,11 | 366 | 183 | 183 | 0 |
| | Village of MOUNT PLEASANT Wards 7-8 | 307 | 174 | 133 | 0 |
| | Village of MOUNT PLEASANT Wards 9,13-14,24 | 884 | 433 | 451 | 0 |
| | Village of MOUNT PLEASANT Wards 10,12,15-16 | 838 | 426 | 412 | 0 |
| | Village of ROCHESTER Wards 1-6 | 992 | 529 | 463 | 0 |
| | Village of STURTEVANT Wards 1-8 | 594 | 315 | 279 | 0 |
| | Village of UNION GROVE Wards 1-7 | 857 | 439 | 418 | 0 |
| | Village of Yorkville Wards 1-5 | 734 | 362 | 370 | 2 |
| | City of BURLINGTON Wards 1-4 | 677 | 328 | 348 | 1 |
| | City of BURLINGTON Wards 5-8 | 967 | 574 | 393 | 0 |
| County Totals: | 9,913 | 5,084 | 4,824 | 5 | |
| WALWORTH | CITY OF BURLINGTON Ward 9 | 0 | 0 | 0 | 0 |
| | CITY OF BURLINGTON Ward 10 | 0 | 0 | 0 | 0 |
| | County Totals: | 0 | 0 | 0 | 0 |
| Office Totals: | 9,913 | 5,084 | 4,824 | 5 | |

WEC Canvass Reporting System

Ward by Ward Report

2022 Partisan Primary

REPRESENTATIVE TO THE ASSEMBLY DISTRICT 64 - Republican

| | | Total Votes Cast | REP | |
|----------------|----------------------------------|------------------|------------|------------|
| | | | Ed Hibsich | SCATTERING |
| KENOSHA | Town of SOMERS Wards 2-3 | 92 | 92 | 0 |
| | Village of SOMERS Wards 5-6,9-10 | 267 | 265 | 2 |
| | Village of SOMERS Wards 7-8 | 106 | 103 | 3 |
| | Village of SOMERS Wards 11-12 | 229 | 226 | 3 |
| | City of KENOSHA Ward 1 | 197 | 194 | 3 |
| | City of KENOSHA Ward 2 | 99 | 97 | 2 |
| | City of KENOSHA Ward 3 | 80 | 78 | 2 |
| | City of KENOSHA Ward 4 | 41 | 41 | 0 |
| | City of KENOSHA Ward 5 | 35 | 35 | 0 |
| | City of KENOSHA Ward 6 | 98 | 97 | 1 |
| | City of KENOSHA Ward 7 | 61 | 59 | 2 |
| | City of KENOSHA Ward 8 | 96 | 96 | 0 |
| | City of KENOSHA Ward 9 | 196 | 196 | 0 |
| | City of KENOSHA Ward 10 | 32 | 32 | 0 |
| | City of KENOSHA Ward 11 | 230 | 230 | 0 |
| | City of KENOSHA Ward 12 | 140 | 138 | 2 |
| | City of KENOSHA Ward 13 | 180 | 177 | 3 |
| | City of KENOSHA Ward 14 | 128 | 127 | 1 |
| | City of KENOSHA Ward 49 | 101 | 101 | 0 |
| | City of KENOSHA Ward 50 | 90 | 90 | 0 |
| | City of KENOSHA Ward 51 | 48 | 48 | 0 |
| | City of KENOSHA Ward 52 | 71 | 70 | 1 |
| | City of KENOSHA Ward 53 | 0 | 0 | 0 |
| | City of KENOSHA Ward 54 | 0 | 0 | 0 |
| | City of KENOSHA Ward 55 | 107 | 105 | 2 |
| | City of KENOSHA Ward 56 | 109 | 108 | 1 |
| | City of KENOSHA Ward 57 | 33 | 32 | 1 |
| | City of KENOSHA Ward 58 | 225 | 222 | 3 |
| | City of KENOSHA Ward 59 | 182 | 178 | 4 |

WEC Canvass Reporting System

Ward by Ward Report

2022 Partisan Primary

| | | Total Votes Cast | REP | |
|------------------------|--|------------------|--------------|------------|
| | | | Ed Hibsich | SCATTERING |
| KENOSHA | City of KENOSHA Ward 60 | 218 | 218 | 0 |
| | City of KENOSHA Ward 63 | 0 | 0 | 0 |
| | City of KENOSHA Ward 64 | 0 | 0 | 0 |
| | City of KENOSHA Ward 65 | 0 | 0 | 0 |
| | City of KENOSHA Ward 71 | 0 | 0 | 0 |
| County Totals: | | 3,491 | 3,455 | 36 |
| RACINE | Village of ELMWOOD PARK Ward 1 | 52 | 52 | 0 |
| | Village of MOUNT PLEASANT Wards 19,21-22 | 437 | 433 | 4 |
| | Village of MOUNT PLEASANT Ward 23 | 15 | 15 | 0 |
| | City of RACINE Ward 31 | 37 | 36 | 1 |
| | City of RACINE Ward 36 | 62 | 61 | 1 |
| | City of RACINE Ward 37 | 112 | 111 | 1 |
| | City of RACINE Ward 38 | 19 | 17 | 2 |
| | City of RACINE Ward 40 | 0 | 0 | 0 |
| | City of RACINE Ward 41 | 6 | 6 | 0 |
| City of RACINE Ward 43 | 2 | 2 | 0 | |
| County Totals: | | 742 | 733 | 9 |
| Office Totals: | | 4,233 | 4,188 | 45 |

WEC Canvass Reporting System

Ward by Ward Report

2022 Partisan Primary

REPRESENTATIVE TO THE ASSEMBLY DISTRICT 65 - Republican

| | | Total Votes Cast | REP | |
|-------------------------|-------------------------|------------------|---------------|------------|
| | | | Frank Patrick | SCATTERING |
| KENOSHA | City of KENOSHA Ward 15 | 32 | 32 | 0 |
| | City of KENOSHA Ward 16 | 18 | 18 | 0 |
| | City of KENOSHA Ward 17 | 21 | 21 | 0 |
| | City of KENOSHA Ward 18 | 65 | 63 | 2 |
| | City of KENOSHA Ward 19 | 13 | 13 | 0 |
| | City of KENOSHA Ward 20 | 15 | 15 | 0 |
| | City of KENOSHA Ward 21 | 14 | 14 | 0 |
| | City of KENOSHA Ward 22 | 9 | 9 | 0 |
| | City of KENOSHA Ward 23 | 29 | 28 | 1 |
| | City of KENOSHA Ward 24 | 122 | 120 | 2 |
| | City of KENOSHA Ward 25 | 201 | 199 | 2 |
| | City of KENOSHA Ward 26 | 91 | 90 | 1 |
| | City of KENOSHA Ward 27 | 12 | 12 | 0 |
| | City of KENOSHA Ward 28 | 20 | 20 | 0 |
| | City of KENOSHA Ward 29 | 14 | 14 | 0 |
| | City of KENOSHA Ward 30 | 44 | 43 | 1 |
| | City of KENOSHA Ward 31 | 93 | 92 | 1 |
| | City of KENOSHA Ward 32 | 60 | 57 | 3 |
| | City of KENOSHA Ward 33 | 226 | 226 | 0 |
| | City of KENOSHA Ward 34 | 165 | 161 | 4 |
| | City of KENOSHA Ward 35 | 3 | 3 | 0 |
| | City of KENOSHA Ward 36 | 58 | 58 | 0 |
| | City of KENOSHA Ward 37 | 74 | 72 | 2 |
| City of KENOSHA Ward 38 | 196 | 194 | 2 | |
| City of KENOSHA Ward 39 | 170 | 165 | 5 | |
| City of KENOSHA Ward 40 | 59 | 59 | 0 | |
| City of KENOSHA Ward 41 | 51 | 51 | 0 | |
| City of KENOSHA Ward 42 | 99 | 95 | 4 | |
| City of KENOSHA Ward 43 | 52 | 52 | 0 | |

WEC Canvass Reporting System

Ward by Ward Report

2022 Partisan Primary

| | | Total Votes Cast | REP | |
|----------------|-------------------------|------------------|---------------|------------|
| | | | Frank Patrick | SCATTERING |
| KENOSHA | City of KENOSHA Ward 44 | 137 | 133 | 4 |
| | City of KENOSHA Ward 45 | 86 | 84 | 2 |
| | City of KENOSHA Ward 46 | 14 | 13 | 1 |
| | City of KENOSHA Ward 47 | 187 | 186 | 1 |
| | City of KENOSHA Ward 48 | 74 | 72 | 2 |
| | City of KENOSHA Ward 61 | 37 | 37 | 0 |
| | City of KENOSHA Ward 62 | 297 | 292 | 5 |
| | City of KENOSHA Ward 66 | 33 | 33 | 0 |
| | City of KENOSHA Ward 67 | 36 | 36 | 0 |
| | City of KENOSHA Ward 68 | 0 | 0 | 0 |
| | City of KENOSHA Ward 69 | 0 | 0 | 0 |
| | City of KENOSHA Ward 70 | 4 | 4 | 0 |
| | County Totals: | 2,931 | 2,886 | 45 |
| | Office Totals: | 2,931 | 2,886 | 45 |

WEC Canvass Reporting System

Ward by Ward Report

2022 Partisan Primary

REPRESENTATIVE TO THE ASSEMBLY DISTRICT 66 - Republican

| | Total Votes Cast | SCATTERING |
|---|---------------------|------------|
| RACINE Village of NORTH BAY Ward 1 | 0 | 0 |
| City of RACINE Ward 1 | 1 | 1 |
| City of RACINE Ward 2 | 3 | 3 |
| City of RACINE Ward 3 | 0 | 0 |
| City of RACINE Ward 4 | 9 | 9 |
| City of RACINE Ward 5 | 0 | 0 |
| City of RACINE Ward 6 | 1 | 1 |
| City of RACINE Ward 7 | 1 | 1 |
| City of RACINE Ward 8 | 0 | 0 |
| City of RACINE Ward 9 | 7 | 7 |
| City of RACINE Ward 10 | 4 | 4 |
| City of RACINE Ward 11 | 6 | 6 |
| City of RACINE Ward 12 | 5 | 5 |
| City of RACINE Ward 13 | 3 | 3 |
| City of RACINE Ward 14 | 7 | 7 |
| City of RACINE Ward 16 | 7 | 7 |
| City of RACINE Ward 17 | 0 | 0 |
| City of RACINE Ward 18 | 0 | 0 |
| City of RACINE Ward 19 | 3 | 3 |
| City of RACINE Ward 20 | 4 | 4 |
| City of RACINE Ward 23 | 1 | 1 |
| City of RACINE Ward 24 | 1 | 1 |
| City of RACINE Ward 25 | 1 | 1 |
| City of RACINE Ward 29 | 11 | 11 |
| City of RACINE Ward 30 | 5 | 5 |
| City of RACINE Ward 32 | 2 | 2 |
| City of RACINE Ward 33 | 2 | 2 |
| City of RACINE Ward 34 | 6 | 6 |
| City of RACINE Ward 35 | 0 | 0 |

WEC Canvass Reporting System

Ward by Ward Report

2022 Partisan Primary

| | | Total Votes Cast | SCATTERING |
|---------------|------------------------|---------------------|------------|
| RACINE | City of RACINE Ward 39 | 0 | 0 |
| | City of RACINE Ward 42 | 1 | 1 |
| | City of RACINE Ward 44 | 6 | 6 |
| | City of RACINE Ward 45 | 6 | 6 |
| | City of RACINE Ward 49 | 1 | 1 |
| | County Totals: | 104 | 104 |
| | Office Totals: | 104 | 104 |

WEC Canvass Reporting System

Ward by Ward Report

2022 Partisan Primary

REPRESENTATIVE TO THE ASSEMBLY DISTRICT 67 - Republican

| | | Total Votes Cast | REP | |
|-----------------------|-----------------------------------|------------------|-----------------|------------|
| | | | Summerfield Rob | SCATTERING |
| BARRON | VILLAGE OF NEW AUBURN Ward 2 | 5 | 5 | 0 |
| County Totals: | | 5 | 5 | 0 |
| CHIPPEWA | Town of ANSON Wards 1-3 | 343 | 342 | 1 |
| | Town of ARTHUR Ward 1 | 103 | 103 | 0 |
| | Town of AUBURN Ward 1 | 110 | 110 | 0 |
| | Town of BIRCH CREEK Ward 1 | 81 | 81 | 0 |
| | Town of BLOOMER Wards 1-2 | 166 | 166 | 0 |
| | Town of CLEVELAND Ward 1 | 133 | 133 | 0 |
| | Town of COLBURN Ward 1 | 120 | 120 | 0 |
| | Town of COOKS VALLEY Ward 1 | 139 | 138 | 1 |
| | Town of DELMAR Wards 1-2 | 113 | 113 | 0 |
| | Town of EAGLE POINT Wards 1-5 | 497 | 497 | 0 |
| | Town of EAGLE POINT Ward 5A | 0 | 0 | 0 |
| | Town of ESTELLA Wards 1-2 | 65 | 64 | 1 |
| | Town of GOETZ Ward 1 | 94 | 93 | 1 |
| | Town of HALLIE Ward 1 | 26 | 26 | 0 |
| | Town of HOWARD Ward 1 | 103 | 102 | 1 |
| | Town of LAKE HOLCOMBE Wards 1-2 | 190 | 189 | 1 |
| | Town of RUBY Ward 1 | 58 | 58 | 0 |
| | Town of SAMPSON Ward 1 | 163 | 163 | 0 |
| | Town of TILDEN Wards 1-3 | 253 | 252 | 1 |
| | Town of TILDEN Ward 3C | 0 | 0 | 0 |
| | Town of WHEATON Wards 1-3 | 369 | 369 | 0 |
| | Town of WOODMOHR Wards 1-2 | 179 | 177 | 2 |
| | Village of LAKE HALLIE Wards 1-10 | 706 | 703 | 3 |
| | Village of NEW AUBURN Wards 1,3 | 64 | 63 | 1 |
| | City of BLOOMER Wards 1-4 | 519 | 516 | 3 |
| | City of CHIPPEWA FALLS Wards 1-2 | 135 | 135 | 0 |
| | City of CHIPPEWA FALLS Ward 1A | 0 | 0 | 0 |

WEC Canvass Reporting System

Ward by Ward Report

2022 Partisan Primary

| | | Total Votes Cast | REP | |
|-------------------|-------------------------------------|------------------|--------------------|------------|
| | | | Summerfield Rob | SCATTERING |
| CHIPPEWA | City of CHIPPEWA FALLS Wards 3,4,15 | 203 | 201 | 2 |
| | City of CHIPPEWA FALLS Wards 5-6 | 224 | 224 | 0 |
| | City of CHIPPEWA FALLS Wards 8-7 | 154 | 153 | 1 |
| | City of CHIPPEWA FALLS Wards 9-10 | 107 | 107 | 0 |
| | City of CHIPPEWA FALLS Ward 10A | 0 | 0 | 0 |
| | City of CHIPPEWA FALLS Wards 11-12 | 143 | 143 | 0 |
| | City of CHIPPEWA FALLS Wards 13-14 | 169 | 168 | 1 |
| | City of CORNELL Wards 1-4 | 161 | 161 | 0 |
| | CITY OF EAU CLAIRE Ward 16 | 118 | 118 | 0 |
| | CITY OF EAU CLAIRE Ward 40 | 0 | 0 | 0 |
| | CITY OF EAU CLAIRE Ward 41 | 12 | 12 | 0 |
| | CITY OF EAU CLAIRE Ward 64 | 0 | 0 | 0 |
| | City of STANLEY Ward 9 | 0 | 0 | 0 |
| | County Totals: | 6,020 | 6,000 | 20 |
| DUNN | Town of GRANT Wards 1-2 | 65 | 65 | 0 |
| | Town of OTTER CREEK Ward 1 | 52 | 52 | 0 |
| | Town of SAND CREEK Ward 1 | 67 | 67 | 0 |
| | County Totals: | 184 | 184 | 0 |
| EAU CLAIRE | Town of UNION Wards 1-5 | 242 | 241 | 1 |
| | City of EAU CLAIRE Ward 11 | 134 | 133 | 1 |
| | City of EAU CLAIRE Ward 36 | 69 | 67 | 2 |
| | City of EAU CLAIRE Ward 37 | 118 | 118 | 0 |
| | City of EAU CLAIRE Ward 44 | 0 | 0 | 0 |
| | City of EAU CLAIRE Ward 65 | 0 | 0 | 0 |
| | City of EAU CLAIRE Ward 68 | 0 | 0 | 0 |
| | County Totals: | 563 | 559 | 4 |
| | Office Totals: | 6,772 | 6,748 | 24 |

WEC Canvass Reporting System

Ward by Ward Report

2022 Partisan Primary

REPRESENTATIVE TO THE ASSEMBLY DISTRICT 68 - Republican

| | | Total Votes Cast | REP Hilarie Roth | REP Karen Hurd | REP Chris Connell | SCATTERING |
|-----------------------------|---|------------------|---------------------|-------------------|-------------------------|------------|
| CHIPPEWA | Town of EDSON Wards 1-2 | 119 | 18 | 71 | 30 | 0 |
| | Town of LAFAYETTE Wards 1,2,3,4,5,6,7,8 | 925 | 155 | 546 | 223 | 1 |
| | Town of SIGEL Wards 1-2 | 135 | 11 | 82 | 42 | 0 |
| | Village of BOYD Ward 1 | 64 | 19 | 31 | 14 | 0 |
| | Village of CADOTT Wards 1,2 | 131 | 15 | 81 | 35 | 0 |
| | City of STANLEY Wards 1-6 | 196 | 44 | 111 | 41 | 0 |
| | County Totals: | 1,570 | 262 | 922 | 385 | 1 |
| CLARK | Town of BEAVER Ward 1 | 87 | 20 | 43 | 24 | 0 |
| | Town of BUTLER Ward 1 | 18 | 2 | 13 | 3 | 0 |
| | Town of EATON Wards 1-2 | 74 | 12 | 44 | 18 | 0 |
| | Town of FOSTER Ward 1 | 27 | 2 | 19 | 6 | 0 |
| | Town of GREEN GROVE Wards 1-2 | 44 | 9 | 29 | 6 | 0 |
| | Town of HENDREN Ward 1 | 64 | 10 | 39 | 15 | 0 |
| | Town of HIXON Wards 1-2 | 64 | 7 | 41 | 16 | 0 |
| | Town of HOARD Wards 1-2 | 78 | 8 | 55 | 14 | 1 |
| | Town of LONGWOOD Wards 1-3 | 70 | 11 | 43 | 16 | 0 |
| | Town of MEAD Ward 1 | 48 | 9 | 29 | 10 | 0 |
| | Town of MENTOR Ward 1 | 81 | 7 | 55 | 19 | 0 |
| | Town of RESEBURG Ward 1 | 41 | 7 | 26 | 8 | 0 |
| | Town of SEIF Ward 1 | 31 | 3 | 19 | 9 | 0 |
| | Town of THORP Wards 1-2 | 82 | 11 | 44 | 27 | 0 |
| | Town of WARNER Wards 1-2 | 71 | 13 | 39 | 19 | 0 |
| | Town of WESTON Ward 1 | 98 | 12 | 67 | 18 | 1 |
| | Town of WITHEE Wards 1-2 | 75 | 13 | 45 | 17 | 0 |
| | Town of WORDEN Ward 1 | 73 | 12 | 42 | 19 | 0 |
| | Village of CURTISS Ward 1 | 21 | 2 | 18 | 1 | 0 |
| | Village of WITHEE Ward 1 | 64 | 29 | 25 | 9 | 1 |
| City of GREENWOOD Wards 1-2 | 132 | 34 | 71 | 27 | 0 | |
| City of OWEN Wards 1-3 | 108 | 32 | 55 | 21 | 0 | |

WEC Canvass Reporting System

Ward by Ward Report

2022 Partisan Primary

| | | Total Votes Cast | REP Hilarie Roth | REP Karen Hurd | REP Chris Connell | SCATTERING |
|-------------------|--|------------------|---------------------|-------------------|----------------------|------------|
| CLARK | CITY OF STANLEY Wards 7-8 | 3 | 0 | 2 | 1 | 0 |
| | City of THORP Wards 1-4 | 179 | 38 | 112 | 29 | 0 |
| | County Totals: | 1,633 | 303 | 975 | 352 | 3 |
| EAU CLAIRE | Town of BRIDGE CREEK Wards 1-3 | 161 | 10 | 119 | 32 | 0 |
| | Town of FAIRCHILD Ward 1 | 45 | 5 | 31 | 9 | 0 |
| | Town of LINCOLN Wards 1-2 | 191 | 24 | 143 | 23 | 1 |
| | Town of LUDINGTON Wards 1-2 | 165 | 17 | 118 | 30 | 0 |
| | Town of SEYMOUR Wards 1,2,3,4,5 | 489 | 82 | 244 | 161 | 2 |
| | Town of WASHINGTON Wards 1,6-9,13-15,18-19,21-22 | 472 | 130 | 222 | 120 | 0 |
| | Town of WILSON Ward 1 | 46 | 4 | 25 | 17 | 0 |
| | Village of FAIRCHILD Ward 1 | 38 | 5 | 18 | 15 | 0 |
| | Village of FALL CREEK Wards 1-2 | 216 | 21 | 174 | 21 | 0 |
| | VILLAGE OF LAKE HALLIE Ward 11 | 0 | 0 | 0 | 0 | 0 |
| | City of ALTOONA Wards 1-14 | 767 | 266 | 316 | 183 | 2 |
| | City of AUGUSTA Wards 1-5 | 116 | 12 | 81 | 22 | 1 |
| | City of EAU CLAIRE Ward 18 | 98 | 17 | 60 | 21 | 0 |
| | City of EAU CLAIRE Ward 38 | 47 | 13 | 24 | 10 | 0 |
| | City of EAU CLAIRE Ward 39 | 103 | 23 | 52 | 28 | 0 |
| | City of EAU CLAIRE Ward 49 | 43 | 6 | 22 | 15 | 0 |
| | City of EAU CLAIRE Ward 66 | 10 | 2 | 5 | 3 | 0 |
| | City of EAU CLAIRE Ward 69 | 15 | 5 | 6 | 4 | 0 |
| | City of EAU CLAIRE Ward 71 | 0 | 0 | 0 | 0 | 0 |
| | County Totals: | 3,022 | 642 | 1,660 | 714 | 6 |
| | Office Totals: | 6,225 | 1,207 | 3,557 | 1,451 | 10 |

WEC Canvass Reporting System

Ward by Ward Report

2022 Partisan Primary

REPRESENTATIVE TO THE ASSEMBLY DISTRICT 69 - Republican

| | | Total Votes Cast | REP | |
|----------------------------|----------------------------------|------------------|----------------|------------|
| | | | Donna M. Rozar | SCATTERING |
| CLARK | Town of COLBY Wards 1-3 | 82 | 82 | 0 |
| | Town of DEWHURST Ward 1 | 51 | 51 | 0 |
| | Town of FREMONT Wards 1-2 | 127 | 127 | 0 |
| | Town of GRANT Ward 1 | 97 | 95 | 2 |
| | Town of HEWETT Wards 1-2 | 53 | 53 | 0 |
| | Town of LEVIS Wards 1-2 | 54 | 54 | 0 |
| | Town of LOYAL Ward 1 | 80 | 80 | 0 |
| | Town of LYNN Wards 1-2 | 65 | 65 | 0 |
| | Town of MAYVILLE Wards 1-2 | 89 | 89 | 0 |
| | Town of PINE VALLEY Wards 1-2 | 142 | 141 | 1 |
| | Town of SHERMAN Wards 1-2 | 88 | 88 | 0 |
| | Town of SHERWOOD Ward 1 | 42 | 42 | 0 |
| | Town of UNITY Ward 1 | 81 | 81 | 0 |
| | Town of WASHBURN Ward 1 | 49 | 49 | 0 |
| | Town of YORK Wards 1-2 | 75 | 75 | 0 |
| | Village of DORCHESTER Ward 1 | 77 | 77 | 0 |
| | Village of GRANTON Ward 1 | 38 | 38 | 0 |
| | VILLAGE OF UNITY Ward 2 | 18 | 18 | 0 |
| | City of ABBOTSFORD Wards 2,3,4,5 | 134 | 133 | 1 |
| | City of COLBY Wards 2,3 | 103 | 102 | 1 |
| | City of LOYAL Wards 1-2 | 132 | 131 | 1 |
| | City of NEILLSVILLE Ward 1 | 43 | 42 | 1 |
| | City of NEILLSVILLE Ward 2 | 56 | 56 | 0 |
| City of NEILLSVILLE Ward 3 | 39 | 39 | 0 | |
| City of NEILLSVILLE Ward 4 | 44 | 43 | 1 | |
| City of NEILLSVILLE Ward 5 | 31 | 31 | 0 | |
| County Totals: | | 1,890 | 1,882 | 8 |
| JACKSON | Town of ADAMS Wards 1-3 | 136 | 136 | 0 |
| | Town of BROCKWAY Wards 1-6 | 86 | 86 | 0 |

WEC Canvass Reporting System

Ward by Ward Report

2022 Partisan Primary

| | | Total Votes Cast | REP | |
|-----------------------|-----------------------------------|------------------|----------------|------------|
| | | | Donna M. Rozar | SCATTERING |
| JACKSON | Town of KOMENSKY Ward 1 | 3 | 3 | 0 |
| | City of BLACK RIVER FALLS Ward 1 | 45 | 45 | 0 |
| | City of BLACK RIVER FALLS Ward 2 | 44 | 44 | 0 |
| | City of BLACK RIVER FALLS Ward 3 | 20 | 20 | 0 |
| | City of BLACK RIVER FALLS Ward 4 | 47 | 47 | 0 |
| County Totals: | | 381 | 381 | 0 |
| MARATHON | Town of BRIGHTON Wards 1-2 | 88 | 88 | 0 |
| | Town of CLEVELAND Wards 1-2 | 250 | 248 | 2 |
| | Town of EAU PLEINE Ward 1 | 116 | 115 | 1 |
| | Town of FRANKFORT Ward 1 | 66 | 66 | 0 |
| | Town of HULL Ward 1 | 89 | 89 | 0 |
| | Town of MCMILLAN Wards 1-3 | 276 | 273 | 3 |
| | Town of SPENCER Wards 1-2 | 181 | 179 | 2 |
| | Town of WIEN Ward 1 | 111 | 110 | 1 |
| | VILLAGE OF DORCHESTER Ward 2 | 0 | 0 | 0 |
| | Village of EDGAR Ward 3 | 0 | 0 | 0 |
| | Village of FENWOOD Ward 1 | 24 | 22 | 2 |
| | Village of SPENCER Wards 1-3 | 163 | 161 | 2 |
| | Village of STRATFORD Wards 1-2 | 198 | 198 | 0 |
| | Village of UNITY Ward 1 | 33 | 33 | 0 |
| | CITY OF ABBOTSFORD Ward 1 | 28 | 28 | 0 |
| | CITY OF COLBY Ward 1 | 44 | 44 | 0 |
| | CITY OF MARSHFIELD Wards 12,16,19 | 77 | 77 | 0 |
| County Totals: | | 1,744 | 1,731 | 13 |
| WOOD | Town of CAMERON Ward 1 | 61 | 61 | 0 |
| | Town of CARY Ward 1 | 65 | 65 | 0 |
| | Town of LINCOLN Wards 1-2 | 218 | 216 | 2 |
| | Town of ROCK Ward 1 | 134 | 133 | 1 |
| | City of MARSHFIELD Wards 1,11 | 125 | 122 | 3 |
| | City of MARSHFIELD Ward 2 | 124 | 121 | 3 |

WEC Canvass Reporting System

Ward by Ward Report

2022 Partisan Primary

| | Total Votes Cast | REP | |
|---|------------------|----------------|------------|
| | | Donna M. Rozar | SCATTERING |
| WOOD City of MARSHFIELD Wards 3,13 | 219 | 219 | 0 |
| City of MARSHFIELD Wards 4,14 | 231 | 228 | 3 |
| City of MARSHFIELD Wards 5,15 | 140 | 140 | 0 |
| City of MARSHFIELD Ward 6 | 144 | 143 | 1 |
| City of MARSHFIELD Wards 7,17 | 195 | 192 | 3 |
| City of MARSHFIELD Wards 9,21 | 114 | 111 | 3 |
| County Totals: | 1,770 | 1,751 | 19 |
| Office Totals: | 5,785 | 5,745 | 40 |

WEC Canvass Reporting System

Ward by Ward Report

2022 Partisan Primary

REPRESENTATIVE TO THE ASSEMBLY DISTRICT 70 - Republican

| | | Total Votes Cast | REP | |
|------------------------------|---------------------------------|------------------|-----------------------|------------|
| | | | Nancy Lynn VanderMeer | SCATTERING |
| JACKSON | Town of BEAR BLUFF Ward 1 | 30 | 30 | 0 |
| | Town of CITY POINT Ward 1 | 24 | 24 | 0 |
| | Town of KNAPP Ward 1 | 59 | 59 | 0 |
| | Town of MANCHESTER Ward 1 | 74 | 74 | 0 |
| | Town of MILLSTON Wards 1-2 | 23 | 23 | 0 |
| | County Totals: | 210 | 210 | 0 |
| LA CROSSE | Town of BURNS Wards 1-2 | 105 | 104 | 1 |
| | Village of ROCKLAND Ward 1 | 69 | 67 | 2 |
| | County Totals: | 174 | 171 | 3 |
| MONROE | Town of BYRON Wards 1-2 | 114 | 109 | 5 |
| | Town of GRANT Ward 1 | 90 | 90 | 0 |
| | Town of GREENFIELD Wards 1-2 | 91 | 91 | 0 |
| | Town of LA GRANGE Wards 1-2 | 238 | 235 | 3 |
| | Town of LA GRANGE Wards 3-4 | 20 | 20 | 0 |
| | Town of LINCOLN Ward 1 | 153 | 153 | 0 |
| | Town of LITTLE FALLS Wards 1-2 | 183 | 182 | 1 |
| | Town of NEW LYME Ward 1 | 33 | 33 | 0 |
| | Town of SCOTT Ward 1 | 16 | 16 | 0 |
| | Town of SPARTA Wards 1,2,3,4,5 | 329 | 324 | 5 |
| | VILLAGE OF ROCKLAND Ward 2 | 0 | 0 | 0 |
| | Village of WARRENS Ward 1 | 51 | 51 | 0 |
| | Village of WYEVILLE Ward 1 | 14 | 14 | 0 |
| | City of SPARTA Wards 1-5 | 330 | 327 | 3 |
| | City of SPARTA Wards 6-13 | 258 | 258 | 0 |
| | City of TOMAH Wards 1-5,6-16,20 | 671 | 662 | 9 |
| City of TOMAH Wards 17-19,21 | 3 | 3 | 0 | |
| | County Totals: | 2,594 | 2,568 | 26 |
| PORTAGE | Town of CARSON Wards 1-2 | 200 | 200 | 0 |

WEC Canvass Reporting System

Ward by Ward Report

2022 Partisan Primary

| | | Total Votes Cast | REP | |
|-----------------------|---------------------------------|------------------|-----------------------|------------|
| | | | Nancy Lynn VanderMeer | SCATTERING |
| PORTAGE | Town of DEWEY Ward 1 | 105 | 104 | 1 |
| | Town of EAU PLEINE Wards 1-2 | 171 | 171 | 0 |
| | Town of HULL Wards 1-3 | 168 | 168 | 0 |
| | Town of HULL Wards 4-5,7 | 255 | 252 | 3 |
| | Town of SHARON Wards 1-3 | 235 | 233 | 2 |
| | Village of JUNCTION CITY Ward 1 | 51 | 51 | 0 |
| | VILLAGE OF MILLADORE Ward 2 | 0 | 0 | 0 |
| County Totals: | | 1,185 | 1,179 | 6 |
| WOOD | Town of ARPIN Wards 1,2 | 115 | 114 | 1 |
| | Town of CRANMOOR Ward 1 | 32 | 32 | 0 |
| | Town of DEXTER Ward 1 | 60 | 60 | 0 |
| | Town of HANSEN Ward 1 | 144 | 143 | 1 |
| | Town of HILES Ward 1 | 33 | 33 | 0 |
| | Town of MILLADORE Ward 1 | 95 | 95 | 0 |
| | Town of PORT EDWARDS Wards 1-4 | 208 | 207 | 1 |
| | Town of REMINGTON Ward 1 | 43 | 43 | 0 |
| | Town of RICHFIELD Wards 1-3 | 208 | 208 | 0 |
| | Town of RUDOLPH Wards 1-2 | 155 | 155 | 0 |
| | Town of SENECA Wards 1-4 | 151 | 151 | 0 |
| | Town of SHERRY Ward 1 | 116 | 115 | 1 |
| | Town of SIGEL Wards 1,2 | 142 | 142 | 0 |
| | Town of WOOD Ward 1 | 131 | 131 | 0 |
| | Village of ARPIN Ward 1 | 32 | 32 | 0 |
| | Village of MILLADORE Ward 1 | 35 | 35 | 0 |
| | Village of RUDOLPH Ward 1 | 53 | 53 | 0 |
| | Village of VESPER Ward 1 | 68 | 68 | 0 |
| | City of NEKOOSA Wards 1-4 | 209 | 207 | 2 |
| | City of PITTSVILLE Ward 1 | 117 | 117 | 0 |
| County Totals: | | 2,147 | 2,141 | 6 |
| Office Totals: | | 6,310 | 6,269 | 41 |

WEC Canvass Reporting System

Ward by Ward Report

2022 Partisan Primary

REPRESENTATIVE TO THE ASSEMBLY DISTRICT 71 - Republican

| | | Total Votes Cast | REP Robert Glisczynski | REP Scott Soik | SCATTERING |
|---------|------------------------------------|------------------|------------------------------|-------------------|------------|
| PORTAGE | Town of ALBAN Ward 1 | 144 | 53 | 90 | 1 |
| | Town of ALMOND Wards 1-2 | 104 | 21 | 83 | 0 |
| | Town of AMHERST Wards 1-2 | 226 | 100 | 126 | 0 |
| | Town of BELMONT Ward 1 | 114 | 38 | 76 | 0 |
| | Town of BUENA VISTA Wards 1-2 | 202 | 56 | 146 | 0 |
| | Town of GRANT Wards 1-3 | 263 | 70 | 193 | 0 |
| | Town of HULL Wards 6,8 | 164 | 33 | 131 | 0 |
| | Town of LANARK Wards 1-2 | 242 | 129 | 113 | 0 |
| | Town of LINWOOD Wards 1-2 | 175 | 22 | 153 | 0 |
| | Town of NEW HOPE Ward 1 | 98 | 41 | 57 | 0 |
| | Town of PLOVER Wards 1-3 | 241 | 50 | 191 | 0 |
| | Town of STOCKTON Wards 1-5 | 449 | 138 | 311 | 0 |
| | Village of ALMOND Ward 1 | 48 | 22 | 26 | 0 |
| | Village of AMHERST Wards 1-2 | 105 | 48 | 57 | 0 |
| | Village of AMHERST JUNCTION Ward 1 | 55 | 31 | 24 | 0 |
| | Village of NELSONVILLE Ward 1 | 17 | 13 | 4 | 0 |
| | Village of PARK RIDGE Ward 1 | 75 | 15 | 60 | 0 |
| | Village of PLOVER Wards 1-3,5 | 558 | 132 | 424 | 2 |
| | Village of PLOVER Wards 4,6,10 | 444 | 99 | 345 | 0 |
| | Village of PLOVER Wards 7-9 | 282 | 71 | 210 | 1 |
| | Village of ROSHOLT Ward 1 | 55 | 27 | 28 | 0 |
| | Village of WHITING Wards 1-4 | 173 | 27 | 146 | 0 |
| | City of STEVENS POINT Wards 1-3 | 92 | 16 | 76 | 0 |
| | City of STEVENS POINT Wards 4-6 | 135 | 35 | 100 | 0 |
| | City of STEVENS POINT Wards 7-9 | 75 | 11 | 64 | 0 |
| | City of STEVENS POINT Wards 10-12 | 138 | 45 | 93 | 0 |
| | City of STEVENS POINT Wards 13-15 | 146 | 37 | 109 | 0 |
| | City of STEVENS POINT Wards 16-18 | 302 | 78 | 224 | 0 |
| | City of STEVENS POINT Wards 19-21 | 154 | 43 | 111 | 0 |

WEC Canvass Reporting System

Ward by Ward Report

2022 Partisan Primary

| | | Total Votes | REP | REP | |
|----------------|-----------------------------------|--------------|-----------------------|---------------|------------|
| | | Casi | Robert Glisczinski | Scott Soik | SCATTERING |
| PORTAGE | City of STEVENS POINT Wards 22-24 | 234 | 48 | 184 | 2 |
| | City of STEVENS POINT Wards 25-27 | 197 | 28 | 169 | 0 |
| | City of STEVENS POINT Wards 28-30 | 215 | 42 | 173 | 0 |
| | City of STEVENS POINT Wards 31-33 | 57 | 20 | 37 | 0 |
| | County Totals: | 5,979 | 1,639 | 4,334 | 6 |
| | Office Totals: | 5,979 | 1,639 | 4,334 | 6 |

WEC Canvass Reporting System

Ward by Ward Report

2022 Partisan Primary

REPRESENTATIVE TO THE ASSEMBLY DISTRICT 72 - Republican

| | | Total Votes Cast | REP | |
|-----------------|-----------------------------------|------------------|---------------|------------|
| | | | Scott S. Krug | SCATTERING |
| ADAMS | Town of BIG FLATS Wards 1-2 | 148 | 145 | 3 |
| | Town of COLBURN Ward 1 | 52 | 52 | 0 |
| | Town of LEOLA Ward 1 | 43 | 43 | 0 |
| | Town of MONROE Ward 1 | 75 | 75 | 0 |
| | Town of PRESTON Wards 1-2 | 206 | 205 | 1 |
| | Town of RICHFIELD Ward 1 | 34 | 34 | 0 |
| | Town of ROME Wards 1,2,3,4 | 623 | 618 | 5 |
| | Town of STRONGS PRAIRIE Wards 1,2 | 173 | 172 | 1 |
| | County Totals: | 1,354 | 1,344 | 10 |
| PORTAGE | Town of PINE GROVE Wards 1-2 | 74 | 74 | 0 |
| | County Totals: | 74 | 74 | 0 |
| WAUSHARA | Town of COLOMA Ward 1 | 128 | 128 | 0 |
| | Town of DAKOTA Wards 1-2 | 194 | 194 | 0 |
| | Town of DEERFIELD Ward 1 | 131 | 131 | 0 |
| | Town of HANCOCK Ward 1 | 76 | 76 | 0 |
| | Town of MARION Wards 1-4 | 340 | 340 | 0 |
| | Town of MOUNT MORRIS Wards 1-2 | 243 | 243 | 0 |
| | Town of OASIS Ward 1 | 66 | 66 | 0 |
| | Town of PLAINFIELD Ward 1 | 85 | 85 | 0 |
| | Town of RICHFORD Wards 1-2 | 97 | 97 | 0 |
| | Town of ROSE Wards 1-2 | 102 | 102 | 0 |
| | Town of WAUTOMA Wards 1-3 | 247 | 247 | 0 |
| | Village of COLOMA Ward 1 | 69 | 69 | 0 |
| | Village of HANCOCK Ward 1 | 42 | 42 | 0 |
| | Village of LOHRVILLE Ward 1 | 57 | 57 | 0 |
| | Village of PLAINFIELD Ward 1 | 72 | 72 | 0 |
| | Village of REDGRANITE Wards 1,2 | 88 | 88 | 0 |
| | Village of WILD ROSE Ward 1 | 67 | 67 | 0 |

WEC Canvass Reporting System

Ward by Ward Report

2022 Partisan Primary

| | | Total Votes Cast | REP | |
|-----------------------|--------------------------------------|------------------|---------------|------------|
| | | | Scott S. Krug | SCATTERING |
| WAUSHARA | City of WAUTOMA Wards 1-3 | 174 | 174 | 0 |
| County Totals: | | 2,278 | 2,278 | 0 |
| WOOD | Town of GRAND RAPIDS Wards 1-11 | 1,060 | 1,051 | 9 |
| | Town of SARATOGA Wards 1-9 | 631 | 626 | 5 |
| | Village of BIRON Ward 1 | 93 | 91 | 2 |
| | Village of PORT EDWARDS Wards 1-3 | 212 | 210 | 2 |
| | City of WISCONSIN RAPIDS Wards 1-4 | 170 | 170 | 0 |
| | City of WISCONSIN RAPIDS Wards 5-7 | 139 | 139 | 0 |
| | City of WISCONSIN RAPIDS Wards 8-10 | 218 | 217 | 1 |
| | City of WISCONSIN RAPIDS Wards 11-13 | 189 | 187 | 2 |
| | City of WISCONSIN RAPIDS Wards 14-16 | 156 | 155 | 1 |
| | City of WISCONSIN RAPIDS Wards 17-20 | 198 | 198 | 0 |
| | City of WISCONSIN RAPIDS Wards 21-24 | 263 | 262 | 1 |
| | City of WISCONSIN RAPIDS Wards 25-27 | 293 | 292 | 1 |
| County Totals: | | 3,622 | 3,598 | 24 |
| Office Totals: | | 7,328 | 7,294 | 34 |

WEC Canvass Reporting System

Ward by Ward Report

2022 Partisan Primary

REPRESENTATIVE TO THE ASSEMBLY DISTRICT 73 - Republican

| | | Total Votes Cast | REP | REP | |
|----------------|---------------------------------|------------------|----------------|--------------|------------|
| | | | Scott Luostari | Angie Sapik | SCATTERING |
| BURNETT | Town of ANDERSON Ward 1 | 54 | 23 | 31 | 0 |
| | Town of BLAINE Ward 1 | 37 | 6 | 31 | 0 |
| | Town of DANIELS Ward 1 | 78 | 25 | 53 | 0 |
| | Town of DEWEY Ward 1 | 56 | 17 | 39 | 0 |
| | Town of GRANTSBURG Wards 1-3 | 144 | 46 | 98 | 0 |
| | Town of JACKSON Wards 1-2 | 121 | 42 | 79 | 0 |
| | Town of LA FOLLETTE Wards 1-2 | 49 | 21 | 28 | 0 |
| | Town of LINCOLN Ward 1 | 42 | 15 | 27 | 0 |
| | Town of MEENON Wards 1-3 | 115 | 50 | 65 | 0 |
| | Town of OAKLAND Wards 1-2 | 132 | 42 | 90 | 0 |
| | Town of ROOSEVELT Ward 1 | 24 | 9 | 15 | 0 |
| | Town of RUSK Wards 1-2 | 45 | 21 | 24 | 0 |
| | Town of SAND LAKE Wards 1-2 | 65 | 25 | 40 | 0 |
| | Town of SCOTT Wards 1-2 | 87 | 26 | 61 | 0 |
| | Town of SIREN Wards 1-3 | 115 | 35 | 80 | 0 |
| | Town of SWISS Ward 1 | 84 | 21 | 63 | 0 |
| | Town of TRADE LAKE Wards 1-2 | 111 | 31 | 80 | 0 |
| | Town of UNION Ward 1 | 43 | 7 | 36 | 0 |
| | Town of WEBB LAKE Ward 1 | 64 | 22 | 42 | 0 |
| | Town of WEST MARSHLAND Ward 1 | 44 | 8 | 36 | 0 |
| | Town of WOOD RIVER Wards 1,2 | 163 | 47 | 116 | 0 |
| | Village of GRANTSBURG Wards 1,2 | 150 | 59 | 91 | 0 |
| | Village of SIREN Wards 1-2 | 63 | 17 | 46 | 0 |
| | Village of WEBSTER Ward 1 | 55 | 16 | 39 | 0 |
| | County Totals: | 1,941 | 631 | 1,310 | 0 |
| DOUGLAS | Town of AMNICON Wards 1-2 | 126 | 56 | 70 | 0 |
| | Town of BRULE Ward 1 | 76 | 34 | 42 | 0 |
| | Town of CLOVERLAND Ward 1 | 30 | 23 | 7 | 0 |
| | Town of DAIRYLAND Ward 1 | 48 | 18 | 30 | 0 |

WEC Canvass Reporting System

Ward by Ward Report

2022 Partisan Primary

| | | Total Votes Cast | REP | REP | |
|------------------------------|-------------------------------------|------------------|----------------|--------------|------------|
| | | | Scott Luostari | Angie Sapik | SCATTERING |
| DOUGLAS | Town of LAKESIDE Ward 1 | 94 | 50 | 44 | 0 |
| | Town of MAPLE Ward 1 | 81 | 45 | 36 | 0 |
| | Town of OAKLAND Wards 1-2 | 90 | 37 | 53 | 0 |
| | Town of PARKLAND Wards 1-2 | 80 | 42 | 38 | 0 |
| | Town of SUMMIT Wards 1-2 | 86 | 45 | 40 | 1 |
| | Town of SUPERIOR Wards 1-3 | 187 | 93 | 94 | 0 |
| | Village of LAKE NEBAGAMON Wards 1-2 | 203 | 83 | 120 | 0 |
| | Village of OLIVER Ward 1 | 20 | 14 | 6 | 0 |
| | Village of POPLAR Ward 1 | 112 | 54 | 57 | 1 |
| | Village of SUPERIOR Ward 1 | 44 | 26 | 18 | 0 |
| | City of SUPERIOR Wards 1-5 | 263 | 126 | 135 | 2 |
| | City of SUPERIOR Wards 6-10 | 294 | 147 | 147 | 0 |
| | City of SUPERIOR Wards 11-16 | 185 | 101 | 83 | 1 |
| | City of SUPERIOR Wards 17-22 | 304 | 151 | 152 | 1 |
| City of SUPERIOR Wards 23-28 | 129 | 62 | 64 | 3 | |
| | County Totals: | 2,452 | 1,207 | 1,236 | 9 |
| WASHBURN | Town of BROOKLYN Wards 1-2 | 47 | 22 | 25 | 0 |
| | Town of CASEY Ward 1 | 76 | 30 | 46 | 0 |
| | Town of CHICOG Ward 1 | 41 | 27 | 14 | 0 |
| | Town of FROG CREEK Ward 1 | 23 | 8 | 15 | 0 |
| | Town of GULL LAKE Ward 1 | 19 | 6 | 13 | 0 |
| | Town of MINONG Wards 1-2 | 159 | 61 | 97 | 1 |
| | Town of STINNETT Ward 1 | 40 | 14 | 24 | 2 |
| | Town of TREGO Wards 1-2 | 121 | 53 | 68 | 0 |
| | Village of MINONG Ward 1 | 46 | 22 | 24 | 0 |
| | County Totals: | 572 | 243 | 326 | 3 |
| | Office Totals: | 4,965 | 2,081 | 2,872 | 12 |

WEC Canvass Reporting System

Ward by Ward Report

2022 Partisan Primary

REPRESENTATIVE TO THE ASSEMBLY DISTRICT 74 - Republican

| | | Total Votes Cast | REP | REP | |
|---------------------------|----------------------------------|------------------------|----------------|---------------------|------------|
| | | | Chanz Green | John A. Schey | SCATTERING |
| ASHLAND | Town of AGENDA Ward 1 | 55 | 39 | 16 | 0 |
| | Town of ASHLAND Ward 1 | 28 | 25 | 3 | 0 |
| | Town of CHIPPEWA Ward 1 | 40 | 21 | 19 | 0 |
| | Town of GINGLES Wards 1-2 | 61 | 51 | 10 | 0 |
| | Town of GORDON Ward 1 | 44 | 29 | 15 | 0 |
| | Town of JACOBS Wards 1-2 | 83 | 37 | 46 | 0 |
| | Town of LA POINTE Ward 1 | 15 | 7 | 7 | 1 |
| | Town of MARENGO Ward 1 | 21 | 18 | 3 | 0 |
| | Town of MORSE Wards 1-2 | 34 | 18 | 16 | 0 |
| | Town of PEEKSVILLE Ward 1 | 22 | 14 | 8 | 0 |
| | Town of SANBORN Wards 1-2 | 13 | 10 | 3 | 0 |
| | Town of SHANAGOLDEN Ward 1 | 22 | 14 | 8 | 0 |
| | Town of WHITE RIVER Wards 1-2 | 93 | 86 | 7 | 0 |
| | Village of BUTTERNUT Ward 1 | 30 | 18 | 12 | 0 |
| | City of ASHLAND Wards 1-8,11 | 210 | 171 | 39 | 0 |
| | City of ASHLAND Wards 9-10,12-21 | 187 | 137 | 50 | 0 |
| City of MELLEN Ward 1 | 36 | 27 | 9 | 0 | |
| County Totals: | | 994 | 722 | 271 | 1 |
| BAYFIELD | Town of BARKSDALE Wards 1-2 | 106 | 92 | 14 | 0 |
| | Town of BARNES Ward 1 | 116 | 74 | 40 | 2 |
| | Town of BAYFIELD Wards 1-2 | 73 | 60 | 13 | 0 |
| | Town of BAYVIEW Ward 1 | 70 | 58 | 12 | 0 |
| | Town of BELL Ward 1 | 34 | 21 | 13 | 0 |
| | Town of CABLE Ward 1 | 132 | 107 | 25 | 0 |
| | Town of CLOVER Ward 1 | 38 | 25 | 13 | 0 |
| | Town of DELTA Ward 1 | 68 | 53 | 15 | 0 |
| | Town of DRUMMOND Wards 1-2 | 60 | 48 | 12 | 0 |
| | Town of EILEEN Wards 1-2 | 91 | 86 | 5 | 0 |
| Town of GRAND VIEW Ward 1 | 101 | 93 | 8 | 0 | |

WEC Canvass Reporting System

Ward by Ward Report

2022 Partisan Primary

| | | Total Votes Cast | REP | REP | |
|-----------------------|---------------------------------|------------------|--------------|---------------|------------|
| | | | Chanz Green | John A. Schey | SCATTERING |
| BAYFIELD | Town of HUGHES Ward 1 | 51 | 34 | 17 | 0 |
| | Town of IRON RIVER Wards 1-2 | 161 | 121 | 40 | 0 |
| | Town of KELLY Ward 1 | 69 | 62 | 7 | 0 |
| | Town of KEYSTONE Ward 1 | 57 | 43 | 14 | 0 |
| | Town of LINCOLN Ward 1 | 55 | 47 | 8 | 0 |
| | Town of MASON Ward 1 | 39 | 34 | 5 | 0 |
| | Town of NAMAKAGON Ward 1 | 98 | 88 | 10 | 0 |
| | Town of ORIENTA Ward 1 | 21 | 14 | 7 | 0 |
| | Town of OULU Ward 1 | 65 | 42 | 23 | 0 |
| | Town of PILSEN Ward 1 | 36 | 24 | 12 | 0 |
| | Town of PORT WING Ward 1 | 48 | 28 | 20 | 0 |
| | Town of RUSSELL Wards 1-3 | 28 | 25 | 3 | 0 |
| | Town of TRIPP Ward 1 | 24 | 20 | 4 | 0 |
| | Town of WASHBURN Wards 1-2 | 62 | 52 | 10 | 0 |
| | Village of MASON Ward 1 | 17 | 14 | 3 | 0 |
| | CITY OF ASHLAND Ward 22 | 0 | 0 | 0 | 0 |
| | City of BAYFIELD Ward 1 | 24 | 21 | 3 | 0 |
| | City of WASHBURN Wards 1-5 | 110 | 78 | 32 | 0 |
| | County Totals: | 1,854 | 1,464 | 388 | 2 |
| DOUGLAS | Town of BENNETT Ward 1 | 65 | 40 | 23 | 2 |
| | Town of GORDON Ward 1 | 64 | 38 | 26 | 0 |
| | Town of HAWTHORNE Wards 1-2 | 82 | 60 | 21 | 1 |
| | Town of HIGHLAND Ward 1 | 27 | 14 | 13 | 0 |
| | Town of SOLON SPRINGS Wards 1,2 | 80 | 41 | 39 | 0 |
| | Town of WASCOTT Ward 1 | 93 | 55 | 37 | 1 |
| | Village of SOLON SPRINGS Ward 1 | 47 | 29 | 18 | 0 |
| County Totals: | 458 | 277 | 177 | 4 | |
| IRON | Town of ANDERSON Ward 1 | 8 | 3 | 5 | 0 |
| | Town of CAREY Ward 1 | 19 | 12 | 7 | 0 |
| | Town of GURNEY Ward 1 | 19 | 10 | 9 | 0 |

WEC Canvass Reporting System

Ward by Ward Report

2022 Partisan Primary

| | | Total Votes Cast | REP Chanz Green | REP John A. Schey | SCATTERING |
|--------------|------------------------------|------------------|--------------------|----------------------|------------|
| IRON | Town of KIMBALL Ward 1 | 44 | 23 | 21 | 0 |
| | Town of KNIGHT Ward 1 | 20 | 13 | 7 | 0 |
| | Town of MERCER Wards 1-4 | 245 | 96 | 148 | 1 |
| | Town of OMA Ward 1 | 65 | 34 | 31 | 0 |
| | Town of PENCE Ward 1 | 14 | 10 | 4 | 0 |
| | Town of SAXON Ward 1 | 41 | 20 | 21 | 0 |
| | Town of SHERMAN Ward 1 | 58 | 18 | 40 | 0 |
| | City of HURLEY Ward 1 | 34 | 24 | 10 | 0 |
| | City of HURLEY Ward 2 | 40 | 28 | 12 | 0 |
| | City of HURLEY Ward 3 | 19 | 13 | 6 | 0 |
| | City of HURLEY Ward 4 | 31 | 21 | 10 | 0 |
| | City of MONTREAL Wards 1-2 | 76 | 54 | 22 | 0 |
| | County Totals: | 733 | 379 | 353 | 1 |
| PRICE | Town of CATAWBA Ward 1 | 38 | 23 | 15 | 0 |
| | Town of EISENSTEIN Wards 1-2 | 97 | 60 | 37 | 0 |
| | Town of ELK Wards 1-2 | 224 | 142 | 82 | 0 |
| | Town of EMERY Ward 1 | 66 | 43 | 23 | 0 |
| | Town of FIFIELD Ward 1 | 88 | 55 | 33 | 0 |
| | Town of FIFIELD Ward 2 | 78 | 45 | 33 | 0 |
| | Town of FLAMBEAU Ward 1 | 90 | 55 | 35 | 0 |
| | Town of GEORGETOWN Ward 1 | 24 | 12 | 12 | 0 |
| | Town of HACKETT Ward 1 | 36 | 26 | 10 | 0 |
| | Town of HARMONY Ward 1 | 32 | 17 | 15 | 0 |
| | Town of HILL Ward 1 | 75 | 43 | 32 | 0 |
| | Town of KENNAN Ward 1 | 31 | 21 | 10 | 0 |
| | Town of KNOX Ward 1 | 66 | 46 | 20 | 0 |
| | Town of LAKE Wards 1-2 | 141 | 90 | 51 | 0 |
| | Town of OGEMA Wards 1-2 | 86 | 54 | 32 | 0 |
| | Town of PRENTICE Ward 1 | 62 | 35 | 27 | 0 |
| | Town of SPIRIT Ward 1 | 57 | 31 | 26 | 0 |

WEC Canvass Reporting System

Ward by Ward Report

2022 Partisan Primary

| | | Total Votes Cast | REP | REP | |
|---------------|------------------------------|------------------|--------------|---------------|------------|
| | | | Chanzz Green | John A. Schey | SCATTERING |
| PRICE | Town of WORCESTER Wards 1-3 | 290 | 189 | 101 | 0 |
| | Village of CATAWBA Ward 1 | 10 | 4 | 6 | 0 |
| | Village of KENNAN Ward 1 | 9 | 0 | 9 | 0 |
| | Village of PRENTICE Ward 1 | 96 | 70 | 26 | 0 |
| | City of PARK FALLS Wards 1-7 | 194 | 119 | 75 | 0 |
| | City of PHILLIPS Wards 1-4 | 154 | 88 | 66 | 0 |
| | County Totals: | 2,044 | 1,268 | 776 | 0 |
| SAWYER | Town of LENROOT Wards 1-2 | 248 | 166 | 82 | 0 |
| | Town of SPIDER LAKE Ward 1 | 88 | 51 | 37 | 0 |
| | County Totals: | 336 | 217 | 119 | 0 |
| | Office Totals: | 6,419 | 4,327 | 2,084 | 8 |

WEC Canvass Reporting System

Ward by Ward Report

2022 Partisan Primary

REPRESENTATIVE TO THE ASSEMBLY DISTRICT 75 - Republican

| | | Total Votes Cast | REP | |
|---------------|--------------------------------|------------------|-----------------|------------|
| | | | David Armstrong | SCATTERING |
| BARRON | Town of ALMENA Wards 1-2 | 128 | 128 | 0 |
| | Town of ARLAND Ward 1 | 48 | 48 | 0 |
| | Town of BARRON Wards 1-2 | 114 | 114 | 0 |
| | Town of BEAR LAKE Ward 1 | 84 | 83 | 1 |
| | Town of CEDAR LAKE Wards 1-2 | 216 | 216 | 0 |
| | Town of CHETEK Wards 1-3 | 192 | 192 | 0 |
| | Town of CLINTON Ward 1 | 110 | 110 | 0 |
| | Town of CRYSTAL LAKE Ward 1 | 92 | 92 | 0 |
| | Town of CUMBERLAND Ward 1 | 115 | 114 | 1 |
| | Town of DALLAS Wards 1-2 | 89 | 89 | 0 |
| | Town of DOVRE Ward 1 | 100 | 100 | 0 |
| | Town of DOYLE Wards 1-2 | 59 | 59 | 0 |
| | Town of LAKELAND Wards 1-2 | 122 | 122 | 0 |
| | Town of MAPLE GROVE Wards 1-2 | 127 | 127 | 0 |
| | Town of MAPLE PLAIN Ward 1 | 101 | 101 | 0 |
| | Town of OAK GROVE Wards 1-2 | 117 | 116 | 1 |
| | Town of PRAIRIE FARM Wards 1-2 | 51 | 51 | 0 |
| | Town of PRAIRIE LAKE Wards 1-2 | 238 | 238 | 0 |
| | Town of RICE LAKE Wards 1-4 | 316 | 316 | 0 |
| | Town of SIOUX CREEK Ward 1 | 100 | 100 | 0 |
| | Town of STANFOLD Ward 1 | 112 | 111 | 1 |
| | Town of STANLEY Wards 1-4 | 317 | 316 | 1 |
| | Town of SUMNER Ward 1 | 91 | 91 | 0 |
| | Town of TURTLE LAKE Ward 1 | 64 | 64 | 0 |
| | Town of VANCE CREEK Ward 1 | 73 | 73 | 0 |
| | Village of ALMENA Ward 1 | 73 | 73 | 0 |
| | Village of CAMERON Wards 1-3 | 161 | 161 | 0 |
| | Village of DALLAS Ward 1 | 48 | 48 | 0 |
| | Village of HAUGEN Ward 1 | 22 | 22 | 0 |

WEC Canvass Reporting System

Ward by Ward Report

2022 Partisan Primary

| | | Total Votes Cast | REP | |
|-----------------------|--------------------------------|------------------|-----------------|------------|
| | | | David Armstrong | SCATTERING |
| BARRON | Village of PRAIRIE FARM Ward 1 | 37 | 37 | 0 |
| | Village of TURTLE LAKE Ward 1 | 48 | 48 | 0 |
| | City of BARRON Wards 1-7 | 227 | 227 | 0 |
| | City of CHETEK Wards 1-4 | 217 | 213 | 4 |
| | City of CUMBERLAND Wards 1-5 | 162 | 162 | 0 |
| | City of RICE LAKE Wards 1-15 | 628 | 625 | 3 |
| | County Totals: | 4,799 | 4,787 | 12 |
| POLK | VILLAGE OF TURTLE LAKE Ward 2 | 5 | 5 | 0 |
| | County Totals: | 5 | 5 | 0 |
| WASHBURN | Town of BARRONETT Ward 1 | 46 | 45 | 1 |
| | Town of BASHAW Wards 1,2 | 189 | 188 | 1 |
| | Town of BASS LAKE Ward 1 | 63 | 63 | 0 |
| | Town of BEAVER BROOK Ward 1 | 123 | 122 | 1 |
| | Town of BIRCHWOOD Wards 1,2 | 110 | 110 | 0 |
| | Town of CRYSTAL Ward 1 | 38 | 38 | 0 |
| | Town of EVERGREEN Wards 1-2 | 160 | 160 | 0 |
| | Town of LONG LAKE Ward 1 | 106 | 105 | 1 |
| | Town of MADGE Ward 1 | 97 | 97 | 0 |
| | Town of SARONA Wards 1-2 | 71 | 71 | 0 |
| | Town of SPOONER Wards 1,2 | 111 | 110 | 1 |
| | Town of SPRINGBROOK Ward 1 | 72 | 72 | 0 |
| | Town of STONE LAKE Ward 1 | 74 | 74 | 0 |
| | Village of BIRCHWOOD Ward 1 | 52 | 52 | 0 |
| | City of SPOONER Wards 1,2,3,4 | 209 | 209 | 0 |
| | City of SHELL LAKE Wards 1-2 | 154 | 152 | 2 |
| | County Totals: | 1,675 | 1,668 | 7 |
| Office Totals: | 6,479 | 6,460 | 19 | |

WEC Canvass Reporting System

Ward by Ward Report

2022 Partisan Primary

REPRESENTATIVE TO THE ASSEMBLY DISTRICT 76 - Republican

| | Total Votes Cast | SCATTERING |
|--------------------------|---------------------|------------|
| DANE | | |
| City of MADISON Ward 28 | 3 | 3 |
| City of MADISON Ward 29 | 4 | 4 |
| City of MADISON Ward 30 | 5 | 5 |
| City of MADISON Ward 40 | 1 | 1 |
| City of MADISON Ward 41 | 2 | 2 |
| City of MADISON Ward 42 | 4 | 4 |
| City of MADISON Ward 43 | 9 | 9 |
| City of MADISON Ward 44 | 4 | 4 |
| City of MADISON Ward 45 | 1 | 1 |
| City of MADISON Ward 46 | 8 | 8 |
| City of MADISON Ward 47 | 2 | 2 |
| City of MADISON Ward 48 | 3 | 3 |
| City of MADISON Ward 49 | 1 | 1 |
| City of MADISON Ward 50 | 0 | 0 |
| City of MADISON Ward 51 | 5 | 5 |
| City of MADISON Ward 52 | 7 | 7 |
| City of MADISON Ward 53 | 3 | 3 |
| City of MADISON Ward 54 | 2 | 2 |
| City of MADISON Ward 55 | 2 | 2 |
| City of MADISON Ward 56 | 2 | 2 |
| City of MADISON Ward 57 | 1 | 1 |
| City of MADISON Ward 58 | 0 | 0 |
| City of MADISON Ward 59 | 3 | 3 |
| City of MADISON Ward 68 | 1 | 1 |
| City of MADISON Ward 127 | 0 | 0 |
| City of MADISON Ward 128 | 1 | 1 |
| City of MADISON Ward 134 | 1 | 1 |
| County Totals: | 75 | 75 |
| Office Totals: | 75 | 75 |

WEC Canvass Reporting System

Ward by Ward Report

2022 Partisan Primary

REPRESENTATIVE TO THE ASSEMBLY DISTRICT 77 - Republican

| | Total Votes Cast | SCATTERING |
|--------------------------------------|---------------------|------------|
| DANE | | |
| Village of SHOREWOOD HILLS Wards 1-2 | 7 | 7 |
| City of MADISON Ward 60 | 0 | 0 |
| City of MADISON Ward 61 | 0 | 0 |
| City of MADISON Ward 62 | 0 | 0 |
| City of MADISON Ward 63 | 2 | 2 |
| City of MADISON Ward 64 | 1 | 1 |
| City of MADISON Ward 65 | 3 | 3 |
| City of MADISON Ward 66 | 3 | 3 |
| City of MADISON Ward 67 | 2 | 2 |
| City of MADISON Ward 69 | 3 | 3 |
| City of MADISON Ward 70 | 3 | 3 |
| City of MADISON Ward 71 | 3 | 3 |
| City of MADISON Ward 72 | 3 | 3 |
| City of MADISON Ward 73 | 4 | 4 |
| City of MADISON Ward 74 | 6 | 6 |
| City of MADISON Ward 75 | 7 | 7 |
| City of MADISON Ward 76 | 4 | 4 |
| City of MADISON Ward 77 | 2 | 2 |
| City of MADISON Ward 78 | 5 | 5 |
| City of MADISON Ward 79 | 3 | 3 |
| City of MADISON Ward 80 | 7 | 7 |
| City of MADISON Ward 85 | 2 | 2 |
| City of MADISON Ward 86 | 3 | 3 |
| City of MADISON Ward 87 | 5 | 5 |
| City of MADISON Ward 88 | 5 | 5 |
| City of MADISON Ward 89 | 6 | 6 |
| City of MADISON Ward 126 | 0 | 0 |
| County Totals: | 89 | 89 |
| Office Totals: | 89 | 89 |

WEC Canvass Reporting System

Ward by Ward Report

2022 Partisan Primary

REPRESENTATIVE TO THE ASSEMBLY DISTRICT 78 - Republican

| | | Total Votes Cast | REP | |
|------|--------------------------|------------------|----------------|------------|
| | | | Mat Neuhaus | SCATTERING |
| DANE | City of MADISON Ward 81 | 13 | 11 | 2 |
| | City of MADISON Ward 82 | 120 | 119 | 1 |
| | City of MADISON Ward 83 | 59 | 59 | 0 |
| | City of MADISON Ward 84 | 40 | 40 | 0 |
| | City of MADISON Ward 90 | 33 | 33 | 0 |
| | City of MADISON Ward 94 | 93 | 92 | 1 |
| | City of MADISON Ward 95 | 31 | 28 | 3 |
| | City of MADISON Ward 97 | 79 | 77 | 2 |
| | City of MADISON Ward 98 | 106 | 106 | 0 |
| | City of MADISON Ward 99 | 29 | 27 | 2 |
| | City of MADISON Ward 100 | 11 | 9 | 2 |
| | City of MADISON Ward 101 | 55 | 55 | 0 |
| | City of MADISON Ward 102 | 60 | 58 | 2 |
| | City of MADISON Ward 103 | 107 | 104 | 3 |
| | City of MADISON Ward 104 | 106 | 104 | 2 |
| | City of MADISON Ward 105 | 52 | 51 | 1 |
| | City of MADISON Ward 106 | 105 | 104 | 1 |
| | City of MADISON Ward 107 | 102 | 99 | 3 |
| | City of MADISON Ward 108 | 14 | 13 | 1 |
| | City of MADISON Ward 109 | 96 | 95 | 1 |
| | City of MADISON Ward 110 | 55 | 55 | 0 |
| | City of MADISON Ward 111 | 40 | 40 | 0 |
| | City of MADISON Ward 112 | 37 | 37 | 0 |
| | City of MADISON Ward 113 | 227 | 221 | 6 |
| | City of MADISON Ward 114 | 125 | 125 | 0 |
| | City of MADISON Ward 116 | 106 | 104 | 2 |
| | City of MADISON Ward 117 | 115 | 114 | 1 |
| | City of MADISON Ward 135 | 22 | 22 | 0 |
| | City of MADISON Ward 140 | 18 | 18 | 0 |

WEC Canvass Reporting System

Ward by Ward Report

2022 Partisan Primary

DANE

| | Total Votes Cast | REP Matt Neuhaus | SCATTERING |
|----------------|------------------|------------------------|------------|
| County Totals: | 2,056 | 2,020 | 36 |
| Office Totals: | 2,056 | 2,020 | 36 |

WEC Canvass Reporting System

Ward by Ward Report

2022 Partisan Primary

REPRESENTATIVE TO THE ASSEMBLY DISTRICT 79 - Republican

| | Total Votes Cast | REP | |
|-------------------------------------|------------------|-----------------|------------|
| | | Victoria Fueger | SCATTERING |
| DANE Town of BURKE Wards 5-6 | 22 | 22 | 0 |
| Town of WESTPORT Wards 1-5 | 329 | 322 | 7 |
| Village of DEFOREST Ward 11 | 0 | 0 | 0 |
| Village of DEFOREST Wards 12,14 | 2 | 2 | 0 |
| Village of WAUNAKEE Wards 1-5 | 521 | 519 | 2 |
| Village of WAUNAKEE Wards 6-12 | 480 | 471 | 9 |
| Village of Windsor Wards 6-14 | 259 | 259 | 0 |
| City of MADISON Ward 39 | 50 | 50 | 0 |
| City of MADISON Ward 91 | 54 | 54 | 0 |
| City of MADISON Ward 92 | 88 | 85 | 3 |
| City of MADISON Ward 93 | 42 | 42 | 0 |
| City of MADISON Ward 96 | 124 | 120 | 4 |
| City of MADISON Ward 115 | 62 | 61 | 1 |
| City of MADISON Ward 118 | 56 | 54 | 2 |
| City of MADISON Ward 119 | 98 | 96 | 2 |
| City of MADISON Ward 125 | 0 | 0 | 0 |
| City of MADISON Ward 129 | 0 | 0 | 0 |
| City of MADISON Ward 131 | 0 | 0 | 0 |
| City of MIDDLETON Wards 1-8 | 315 | 310 | 5 |
| City of MIDDLETON Wards 14-16,18,17 | 192 | 190 | 2 |
| City of MIDDLETON Ward 22 | 10 | 9 | 1 |
| County Totals: | 2,704 | 2,666 | 38 |
| Office Totals: | 2,704 | 2,666 | 38 |

WEC Canvass Reporting System

Ward by Ward Report

2022 Partisan Primary

REPRESENTATIVE TO THE ASSEMBLY DISTRICT 80 - Republican

| | | Total Votes Cast | REP | REP | |
|--------------|-------------------------------------|------------------|----------------|--------------------|------------|
| | | | Nathan Graewin | Jacob D. Luginbuhl | SCATTERING |
| DANE | Town of CROSS PLAINS Wards 1-2 | 130 | 72 | 55 | 3 |
| | Town of MIDDLETON Wards 1-8 | 473 | 240 | 231 | 2 |
| | Town of MONTROSE Wards 1-2 | 86 | 27 | 58 | 1 |
| | Town of OREGON Wards 1-4 | 211 | 91 | 118 | 2 |
| | Town of PERRY Ward 1 | 56 | 36 | 20 | 0 |
| | Town of PRIMROSE Ward 1 | 36 | 11 | 24 | 1 |
| | Town of SPRINGDALE Wards 1-3 | 156 | 58 | 98 | 0 |
| | Town of VERMONT Ward 1 | 57 | 26 | 31 | 0 |
| | Town of VERONA Wards 1-3 | 204 | 51 | 150 | 3 |
| | Village of BELLEVILLE Wards 1-2 | 140 | 67 | 72 | 1 |
| | Village of MOUNT HOREB Wards 1-5 | 201 | 98 | 102 | 1 |
| | Village of MOUNT HOREB Wards 6-10 | 187 | 89 | 98 | 0 |
| | City of FITCHBURG Ward 14 | 60 | 32 | 27 | 1 |
| | City of FITCHBURG Wards 15-16,20-21 | 141 | 63 | 78 | 0 |
| | City of MADISON Ward 120 | 0 | 0 | 0 | 0 |
| | City of MADISON Ward 136 | 0 | 0 | 0 | 0 |
| | City of MADISON Ward 137 | 0 | 0 | 0 | 0 |
| | City of MADISON Ward 138 | 0 | 0 | 0 | 0 |
| | City of MADISON Ward 139 | 0 | 0 | 0 | 0 |
| | City of MADISON Ward 141 | 0 | 0 | 0 | 0 |
| | City of MADISON Ward 142 | 0 | 0 | 0 | 0 |
| | City of MIDDLETON Wards 9-13,19 | 157 | 80 | 76 | 1 |
| | City of MIDDLETON Wards 20-21 | 4 | 1 | 3 | 0 |
| | City of VERONA Wards 1-6,13 | 326 | 118 | 206 | 2 |
| | City of VERONA Wards 7-12 | 386 | 143 | 242 | 1 |
| | County Totals: | 3,011 | 1,303 | 1,689 | 19 |
| GREEN | Town of NEW GLARUS Wards 1-2 | 144 | 67 | 75 | 2 |
| | Town of YORK Wards 1-2 | 66 | 28 | 36 | 2 |
| | VILLAGE OF BELLEVILLE Ward 3 | 29 | 16 | 13 | 0 |

WEC Canvass Reporting System

Ward by Ward Report

2022 Partisan Primary

| | | Total Votes Cast | REP | REP | |
|--------------|---------------------------------|------------------|----------------|--------------------|------------|
| | | | Nathan Graewin | Jacob D. Luginbuhl | SCATTERING |
| GREEN | Village of NEW GLARUS Wards 1-4 | 133 | 58 | 75 | 0 |
| | County Totals: | 372 | 169 | 199 | 4 |
| IOWA | Town of MOSCOW Ward 1 | 48 | 26 | 22 | 0 |
| | Town of WALDWICK Wards 1-3 | 38 | 21 | 17 | 0 |
| | Village of HOLLANDALE Ward 1 | 15 | 7 | 8 | 0 |
| | County Totals: | 101 | 54 | 47 | 0 |
| | Office Totals: | 3,484 | 1,526 | 1,935 | 23 |

WEC Canvass Reporting System

Ward by Ward Report

2022 Partisan Primary

REPRESENTATIVE TO THE ASSEMBLY DISTRICT 81 - Republican

| | | Total Votes Cast | REP | REP | |
|-----------------------|-----------------------------------|------------------|---------------|------------|------------|
| | | | Shelie Benish | Bob Wood | SCATTERING |
| COLUMBIA | Town of CALEDONIA Wards 1-2 | 161 | 85 | 74 | 2 |
| | Town of WEST POINT Wards 1-3 | 248 | 182 | 66 | 0 |
| | County Totals: | 409 | 267 | 140 | 2 |
| DANE | Town of BERRY Wards 1-2 | 107 | 58 | 48 | 1 |
| | Town of BLACK EARTH Ward 1 | 45 | 22 | 23 | 0 |
| | Town of BLUE MOUNDS Wards 1-2 | 62 | 40 | 22 | 0 |
| | Town of DANE Ward 1 | 92 | 69 | 23 | 0 |
| | Town of MAZOMANIE Wards 1-2 | 92 | 46 | 45 | 1 |
| | Town of ROXBURY Wards 1-2 | 209 | 159 | 49 | 1 |
| | Town of SPRINGFIELD Wards 1-4 | 249 | 154 | 95 | 0 |
| | Town of VIENNA Wards 1-2 | 132 | 91 | 41 | 0 |
| | Village of BLACK EARTH Wards 1-2 | 127 | 86 | 40 | 1 |
| | Village of BLUE MOUNDS Ward 1 | 50 | 28 | 22 | 0 |
| | Village of CROSS PLAINS Wards 1-6 | 225 | 142 | 80 | 3 |
| | Village of DANE Ward 1 | 105 | 79 | 26 | 0 |
| | Village of MAZOMANIE Wards 1-3 | 99 | 53 | 46 | 0 |
| County Totals: | 1,594 | 1,027 | 560 | 7 | |
| IOWA | Town of ARENA Wards 1-3 | 99 | 52 | 47 | 0 |
| | Town of BRIGHAM Wards 1-2 | 77 | 42 | 35 | 0 |
| | Town of RIDGEWAY Wards 1-2 | 54 | 38 | 15 | 1 |
| | Village of ARENA Ward 1 | 50 | 25 | 25 | 0 |
| | Village of BARNEVELD Wards 1-2 | 82 | 46 | 36 | 0 |
| | Village of RIDGEWAY Ward 1 | 48 | 25 | 22 | 1 |
| County Totals: | 410 | 228 | 180 | 2 | |
| SAUK | Town of BARABOO Wards 1-5 | 171 | 77 | 94 | 0 |
| | Town of FAIRFIELD Wards 1-2 | 148 | 71 | 77 | 0 |
| | Town of GREENFIELD Ward 1 | 139 | 55 | 84 | 0 |
| | Town of MERRIMAC Wards 1-2 | 190 | 128 | 62 | 0 |

WEC Canvass Reporting System

Ward by Ward Report

2022 Partisan Primary

| | Total Votes Cast | REP | REP | |
|-------------------------------------|------------------|---------------|--------------|------------|
| | | Shelie Benish | Bob Wood | SCATTERING |
| SAUK | | | | |
| Town of PRAIRIE DU SAC Wards 1-2 | 126 | 82 | 44 | 0 |
| Town of SUMPTER Wards 1-3 | 75 | 49 | 26 | 0 |
| Village of MERRIMAC Ward 1 | 71 | 44 | 27 | 0 |
| Village of PRAIRIE DU SAC Wards 1-7 | 393 | 260 | 133 | 0 |
| Village of SAUK CITY Wards 1-5 | 252 | 185 | 67 | 0 |
| Village of WEST BARABOO Wards 1-2 | 99 | 48 | 51 | 0 |
| City of BARABOO Wards 1-15 | 899 | 305 | 594 | 0 |
| County Totals: | 2,563 | 1,304 | 1,259 | 0 |
| Office Totals: | 4,976 | 2,826 | 2,139 | 11 |

WEC Canvass Reporting System

Ward by Ward Report

2022 Partisan Primary

REPRESENTATIVE TO THE ASSEMBLY DISTRICT 82 - Republican

| | | Total Votes Cast | REP | |
|----------------------------|--------------------------------|------------------|----------------|------------|
| | | | Chuck Wicigers | SCATTERING |
| MILWAUKEE | Village of GREENDALE Wards 1-4 | 585 | 582 | 3 |
| | Village of GREENDALE Wards 5-8 | 567 | 564 | 3 |
| | City of FRANKLIN Ward 1B | 46 | 46 | 0 |
| | City of FRANKLIN Ward 2 | 228 | 228 | 0 |
| | City of FRANKLIN Ward 3 | 229 | 228 | 1 |
| | City of FRANKLIN Ward 4 | 150 | 150 | 0 |
| | City of FRANKLIN Ward 5 | 193 | 192 | 1 |
| | City of FRANKLIN Ward 6 | 211 | 209 | 2 |
| | City of FRANKLIN Ward 7 | 165 | 165 | 0 |
| | City of FRANKLIN Ward 8 | 90 | 90 | 0 |
| | City of FRANKLIN Ward 9 | 86 | 86 | 0 |
| | City of FRANKLIN Ward 10 | 96 | 94 | 2 |
| | City of FRANKLIN Ward 11 | 200 | 199 | 1 |
| | City of FRANKLIN Ward 12A | 19 | 18 | 1 |
| | City of FRANKLIN Ward 12C | 72 | 70 | 2 |
| | City of FRANKLIN Ward 13 | 60 | 59 | 1 |
| | City of FRANKLIN Ward 14 | 165 | 164 | 1 |
| | City of FRANKLIN Ward 15B | 49 | 49 | 0 |
| | City of FRANKLIN Ward 16 | 199 | 197 | 2 |
| | City of FRANKLIN Ward 17 | 117 | 117 | 0 |
| | City of FRANKLIN Ward 18 | 94 | 93 | 1 |
| | City of FRANKLIN Ward 19 | 201 | 199 | 2 |
| | City of FRANKLIN Ward 20 | 133 | 133 | 0 |
| | City of FRANKLIN Ward 21 | 287 | 284 | 3 |
| | City of FRANKLIN Ward 22 | 254 | 254 | 0 |
| City of GREENFIELD Ward 25 | 113 | 110 | 3 | |
| County Totals: | | 4,609 | 4,580 | 29 |
| WAUKESHA | City of MUSKEGO Wards 1,3 | 380 | 379 | 1 |
| | City of MUSKEGO Wards 4-5 | 551 | 550 | 1 |

WEC Canvass Reporting System

Ward by Ward Report

2022 Partisan Primary

| | | Total Votes Cast | REP | |
|-----------------|-----------------------------|------------------|-------------------|------------|
| | | | Chuck Wichgers | SCATTERING |
| WAUKESHA | City of MUSKEGO Wards 13-14 | 572 | 568 | 4 |
| | City of MUSKEGO Wards 15-16 | 503 | 502 | 1 |
| | County Totals: | 2,006 | 1,999 | 7 |
| | Office Totals: | 6,615 | 6,579 | 36 |

WEC Canvass Reporting System

Ward by Ward Report

2022 Partisan Primary

REPRESENTATIVE TO THE ASSEMBLY DISTRICT 83 - Republican

| | | Total Votes Cast | REP | REP | |
|-----------------------|------------------------------------|------------------|---------------|---------------|------------|
| | | | Nik Rettinger | Pat Goldammer | SCATTERING |
| RACINE | Town of WATERFORD Wards 5,7-8 | 333 | 100 | 233 | 0 |
| | Village of WATERFORD Wards 1-9 | 996 | 253 | 741 | 2 |
| | County Totals: | 1,329 | 353 | 974 | 2 |
| WALWORTH | Town of EAST TROY Wards 1-6 | 900 | 568 | 327 | 5 |
| | Town of EAST TROY Ward 7 | 0 | 0 | 0 | 0 |
| | Town of TROY Wards 1-3 | 545 | 334 | 211 | 0 |
| | Village of EAST TROY Wards 1-6 | 722 | 430 | 291 | 1 |
| | Village of EAST TROY Wards 7-8 | 35 | 20 | 15 | 0 |
| | VILLAGE OF MUKWONAGO Wards 11-12 | 20 | 13 | 7 | 0 |
| | County Totals: | 2,222 | 1,365 | 851 | 6 |
| WAUKESHA | Town of EAGLE Wards 1-4 | 791 | 500 | 290 | 1 |
| | Town of MUKWONAGO Wards 1-3,7-11 | 1,078 | 754 | 323 | 1 |
| | Village of BIG BEND Wards 1,2,3 | 286 | 130 | 156 | 0 |
| | Village of EAGLE Wards 1-3 | 468 | 291 | 174 | 3 |
| | Village of MUKWONAGO Wards 1-10 | 1,249 | 827 | 421 | 1 |
| | Village of VERNON Wards 1,6,8-9,11 | 722 | 412 | 310 | 0 |
| | Village of VERNON Wards 2-5,7,10 | 1,034 | 674 | 359 | 1 |
| | City of MUSKEGO Wards 2,17-18 | 279 | 177 | 102 | 0 |
| | City of MUSKEGO Ward 6 | 288 | 156 | 130 | 2 |
| | City of MUSKEGO Wards 7-8 | 511 | 290 | 221 | 0 |
| | City of MUSKEGO Wards 9-10 | 543 | 319 | 224 | 0 |
| | City of MUSKEGO Wards 11-12 | 638 | 377 | 259 | 2 |
| | City of MUSKEGO Ward 19 | 37 | 20 | 16 | 1 |
| County Totals: | 7,924 | 4,927 | 2,985 | 12 | |
| Office Totals: | 11,475 | 6,645 | 4,810 | 20 | |

WEC Canvass Reporting System

Ward by Ward Report

2022 Partisan Primary

REPRESENTATIVE TO THE ASSEMBLY DISTRICT 84 - Republican

| | | Total Votes Cast | REP Laura Barker | REP Bob Donovan | REP David Karst | SCATTERING |
|-----------|------------------------------------|------------------|---------------------|-----------------------|--------------------|------------|
| MILWAUKEE | Village of GREENDALE Wards 9-10 | 398 | 34 | 264 | 100 | 0 |
| | Village of GREENDALE Ward 11 | 36 | 4 | 24 | 8 | 0 |
| | Village of HALES CORNERS Wards 1-3 | 421 | 24 | 243 | 154 | 0 |
| | Village of HALES CORNERS Wards 4-6 | 379 | 20 | 262 | 96 | 1 |
| | Village of HALES CORNERS Wards 7-9 | 339 | 18 | 214 | 107 | 0 |
| | City of GREENFIELD Ward 2 | 177 | 14 | 132 | 31 | 0 |
| | City of GREENFIELD Ward 8 | 205 | 27 | 153 | 24 | 1 |
| | City of GREENFIELD Ward 9 | 240 | 9 | 172 | 59 | 0 |
| | City of GREENFIELD Ward 10 | 161 | 14 | 112 | 34 | 1 |
| | City of GREENFIELD Ward 11 | 184 | 15 | 153 | 16 | 0 |
| | City of GREENFIELD Ward 12 | 132 | 9 | 89 | 34 | 0 |
| | City of GREENFIELD Ward 13 | 221 | 11 | 164 | 44 | 2 |
| | City of GREENFIELD Ward 14 | 240 | 14 | 162 | 64 | 0 |
| | City of GREENFIELD Ward 15 | 385 | 23 | 209 | 153 | 0 |
| | City of GREENFIELD Ward 16 | 291 | 21 | 184 | 86 | 0 |
| | City of GREENFIELD Ward 17 | 118 | 11 | 93 | 14 | 0 |
| | City of GREENFIELD Ward 18 | 129 | 9 | 93 | 27 | 0 |
| | City of GREENFIELD Ward 19 | 162 | 9 | 116 | 37 | 0 |
| | City of GREENFIELD Ward 20 | 75 | 3 | 64 | 8 | 0 |
| | City of GREENFIELD Ward 21 | 121 | 15 | 74 | 32 | 0 |
| | City of GREENFIELD Ward 23 | 276 | 31 | 203 | 41 | 1 |
| | City of GREENFIELD Ward 24 | 267 | 19 | 200 | 47 | 1 |
| | City of GREENFIELD Ward 26 | 38 | 2 | 29 | 7 | 0 |
| | City of MILWAUKEE Ward 259 | 79 | 8 | 66 | 5 | 0 |
| | City of MILWAUKEE Ward 260 | 196 | 12 | 162 | 22 | 0 |
| | City of MILWAUKEE Ward 261 | 224 | 13 | 194 | 16 | 1 |
| | City of MILWAUKEE Ward 262 | 210 | 14 | 169 | 27 | 0 |
| | City of MILWAUKEE Ward 263 | 114 | 4 | 96 | 14 | 0 |
| | City of MILWAUKEE Ward 264 | 120 | 2 | 105 | 13 | 0 |

WEC Canvass Reporting System

Ward by Ward Report

2022 Partisan Primary

| | | Total Votes Cast | REP Laura Barker | REP Bob Donovan | REP David Karst | SCATTERING |
|------------------|----------------------------|------------------|---------------------|-----------------------|--------------------|------------|
| MILWAUKEE | City of MILWAUKEE Ward 265 | 222 | 11 | 181 | 30 | 0 |
| | City of MILWAUKEE Ward 266 | 261 | 26 | 224 | 11 | 0 |
| | City of MILWAUKEE Ward 267 | 183 | 7 | 162 | 14 | 0 |
| | City of MILWAUKEE Ward 349 | 134 | 6 | 119 | 9 | 0 |
| | County Totals: | 6,738 | 459 | 4,887 | 1,384 | 8 |
| | Office Totals: | 6,738 | 459 | 4,887 | 1,384 | 8 |

WEC Canvass Reporting System

Ward by Ward Report

2022 Partisan Primary

REPRESENTATIVE TO THE ASSEMBLY DISTRICT 85 - Republican

| | | Total Votes Cast | REP | |
|-----------------|----------------------------------|------------------|----------------|------------|
| | | | Patrick Snyder | SCATTERING |
| MARATHON | Town of BEVENT Wards 1-2 | 156 | 156 | 0 |
| | Town of EASTON Wards 1-2 | 213 | 209 | 4 |
| | Town of ELDERON Ward 1 | 101 | 101 | 0 |
| | Town of FRANZEN Ward 1 | 90 | 90 | 0 |
| | Town of GUENTHER Ward 1 | 70 | 70 | 0 |
| | Town of HEWITT Ward 1 | 117 | 117 | 0 |
| | Town of NORRIE Wards 1-2 | 145 | 145 | 0 |
| | Town of REID Wards 1-2 | 203 | 202 | 1 |
| | Town of RINGLE Wards 1-2 | 262 | 257 | 5 |
| | Town of WAUSAU Wards 1-3 | 398 | 389 | 9 |
| | Town of WESTON Ward 1 | 89 | 89 | 0 |
| | Village of ELDERON Ward 1 | 18 | 18 | 0 |
| | Village of HATLEY Ward 1 | 86 | 86 | 0 |
| | Village of ROTHSCCHILD Wards 1-4 | 390 | 387 | 3 |
| | Village of ROTHSCCHILD Wards 5-6 | 228 | 225 | 3 |
| | City of SCHOFIELD Wards 1-4 | 193 | 193 | 0 |
| | City of WAUSAU Ward 1 | 152 | 151 | 1 |
| | City of WAUSAU Ward 2 | 203 | 203 | 0 |
| | City of WAUSAU Ward 3 | 121 | 120 | 1 |
| | City of WAUSAU Ward 4 | 142 | 139 | 3 |
| | City of WAUSAU Ward 5 | 145 | 143 | 2 |
| | City of WAUSAU Ward 6 | 66 | 66 | 0 |
| | City of WAUSAU Ward 7 | 121 | 119 | 2 |
| | City of WAUSAU Ward 8 | 59 | 59 | 0 |
| | City of WAUSAU Ward 9 | 208 | 204 | 4 |
| | City of WAUSAU Ward 10 | 138 | 136 | 2 |
| | City of WAUSAU Ward 11 | 195 | 192 | 3 |
| | City of WAUSAU Ward 12 | 113 | 109 | 4 |
| | City of WAUSAU Ward 13 | 89 | 87 | 2 |

WEC Canvass Reporting System

Ward by Ward Report

2022 Partisan Primary

| | | Total Votes Cast | REP | |
|-----------------|------------------------|------------------|----------------|------------|
| | | | Patrick Snyder | SCATTERING |
| MARATHON | City of WAUSAU Ward 14 | 118 | 115 | 3 |
| | City of WAUSAU Ward 15 | 251 | 245 | 6 |
| | City of WAUSAU Ward 16 | 238 | 237 | 1 |
| | City of WAUSAU Ward 17 | 159 | 159 | 0 |
| | City of WAUSAU Ward 18 | 149 | 149 | 0 |
| | City of WAUSAU Ward 19 | 110 | 109 | 1 |
| | City of WAUSAU Ward 20 | 109 | 108 | 1 |
| | City of WAUSAU Ward 21 | 98 | 98 | 0 |
| | City of WAUSAU Ward 22 | 115 | 114 | 1 |
| | County Totals: | 5,858 | 5,796 | 62 |
| | Office Totals: | 5,858 | 5,796 | 62 |

WEC Canvass Reporting System

Ward by Ward Report

2022 Partisan Primary

REPRESENTATIVE TO THE ASSEMBLY DISTRICT 86 - Republican

| | | Total Votes Cast | REP | |
|-----------------|---|------------------|--------------|------------|
| | | | John Spiros | SCATTERING |
| MARATHON | Town of BERGEN Ward 1 | 140 | 140 | 0 |
| | Town of DAY Wards 1-2 | 182 | 181 | 1 |
| | Town of EMMET Wards 1-2 | 154 | 154 | 0 |
| | Town of GREEN VALLEY Ward 1 | 113 | 113 | 0 |
| | Town of KNOWLTON Wards 1-3 | 375 | 374 | 1 |
| | Town of MARATHON Ward 1 | 197 | 196 | 1 |
| | Town of MOSINEE Wards 1-3 | 392 | 387 | 5 |
| | Town of RIB MOUNTAIN Wards 1-10 | 1,150 | 1,142 | 8 |
| | Town of STETTIN Wards 1-5 | 382 | 377 | 5 |
| | Town of TEXAS Wards 1-2 | 282 | 281 | 1 |
| | Village of KRONENWETTER Wards 1-5 | 457 | 451 | 6 |
| | Village of KRONENWETTER Wards 6-11 | 543 | 541 | 2 |
| | Village of Maine Wards 1-4 | 417 | 416 | 1 |
| | Village of MARATHON CITY Wards 1-3 | 199 | 199 | 0 |
| | Village of WESTON Wards 1,2,3,4,5,6,7,8,9 | 1,536 | 1,521 | 15 |
| | City of MOSINEE Wards 1-2,6-8 | 218 | 213 | 5 |
| | City of MOSINEE Wards 3-5 | 364 | 362 | 2 |
| | City of WAUSAU Ward 23 | 0 | 0 | 0 |
| | City of WAUSAU Ward 24 | 0 | 0 | 0 |
| | City of WAUSAU Ward 25 | 2 | 2 | 0 |
| | County Totals: | 7,103 | 7,050 | 53 |
| WOOD | Town of AUBURNDALE Ward 1 | 122 | 122 | 0 |
| | Town of MARSHFIELD Ward 1 | 107 | 106 | 1 |
| | Village of AUBURNDALE Ward 1 | 85 | 85 | 0 |
| | Village of HEWITT Ward 1 | 111 | 110 | 1 |
| | City of MARSHFIELD Wards 8,18,20,22 | 187 | 187 | 0 |
| | City of MARSHFIELD Ward 10 | 147 | 145 | 2 |
| | County Totals: | 759 | 755 | 4 |

WEC Canvass Reporting System

Ward by Ward Report

2022 Partisan Primary

| | REP | |
|------------------|-------------|------------|
| Total Votes Cast | John Spiros | SCATTERING |
| Office Totals: | 7,862 | 7,805 57 |

WEC Canvass Reporting System

Ward by Ward Report

2022 Partisan Primary

REPRESENTATIVE TO THE ASSEMBLY DISTRICT 87 - Republican

| | | Total Votes Cast | REP | REP | |
|------------------------------|-----------------------------|------------------|-------------|-----------------|------------|
| | | | Michael Bub | James W. Edming | SCATTERING |
| MARATHON | Town of BERN Ward 1 | 82 | 42 | 40 | 0 |
| | Town of CASSEL Ward 1 | 151 | 66 | 85 | 0 |
| | Town of HALSEY Ward 1 | 92 | 42 | 50 | 0 |
| | Town of HAMBURG Ward 1 | 125 | 66 | 59 | 0 |
| | Town of HOLTON Ward 1 | 128 | 60 | 68 | 0 |
| | Town of JOHNSON Ward 1 | 93 | 28 | 65 | 0 |
| | Town of RIB FALLS Ward 1 | 206 | 83 | 123 | 0 |
| | Town of RIETBROCK Ward 1 | 150 | 68 | 82 | 0 |
| | Village of ATHENS Wards 1-2 | 154 | 61 | 93 | 0 |
| | Village of EDGAR Wards 1-2 | 162 | 90 | 72 | 0 |
| County Totals: | | 1,343 | 606 | 737 | 0 |
| RUSK | Town of ATLANTA Wards 1-3 | 107 | 21 | 86 | 0 |
| | Town of BIG BEND Wards 1-2 | 96 | 22 | 74 | 0 |
| | Town of BIG FALLS Ward 1 | 28 | 3 | 25 | 0 |
| | Town of CEDAR RAPIDS Ward 1 | 19 | 2 | 17 | 0 |
| | Town of DEWEY Ward 1 | 111 | 32 | 79 | 0 |
| | Town of FLAMBEAU Wards 1-3 | 194 | 42 | 151 | 1 |
| | Town of GRANT Wards 1-6 | 103 | 28 | 75 | 0 |
| | Town of GROW Wards 1-2 | 91 | 28 | 63 | 0 |
| | Town of HAWKINS Ward 1 | 31 | 8 | 23 | 0 |
| | Town of HUBBARD Ward 1 | 45 | 6 | 39 | 0 |
| | Town of LAWRENCE Ward 1 | 59 | 6 | 53 | 0 |
| | Town of MARSHALL Wards 1-3 | 66 | 18 | 48 | 0 |
| | Town of MURRY Ward 1 | 33 | 7 | 26 | 0 |
| | Town of RICHLAND Wards 1-2 | 47 | 13 | 34 | 0 |
| | Town of RUSK Ward 1 | 100 | 19 | 81 | 0 |
| | Town of SOUTH FORK Ward 1 | 22 | 3 | 19 | 0 |
| Town of STRICKLAND Wards 1-2 | 43 | 7 | 36 | 0 | |
| Town of STUBBS Wards 1-2 | 109 | 19 | 90 | 0 | |

WEC Canvass Reporting System

Ward by Ward Report

2022 Partisan Primary

| | | Total Votes Cast | REP | REP | SCATTERING |
|--------------------------|-------------------------------------|------------------|--------------|-----------------|------------|
| | | | Michael Bub | James W. Edming | |
| RUSK | Town of THORNAPPLE Wards 1-5 | 154 | 38 | 116 | 0 |
| | Town of TRUE Ward 1 | 62 | 12 | 50 | 0 |
| | Town of WASHINGTON Ward 1 | 73 | 17 | 56 | 0 |
| | Town of WILKINSON Ward 1 | 11 | 4 | 7 | 0 |
| | Town of WILLARD Ward 1 | 92 | 18 | 74 | 0 |
| | Town of WILSON Ward 1 | 22 | 4 | 18 | 0 |
| | Village of BRUCE Wards 1-2 | 105 | 28 | 77 | 0 |
| | Village of CONRATH Ward 1 | 7 | 1 | 6 | 0 |
| | Village of GLEN FLORA Ward 1 | 18 | 0 | 18 | 0 |
| | Village of HAWKINS Ward 1 | 53 | 5 | 48 | 0 |
| | Village of INGRAM Ward 1 | 13 | 2 | 11 | 0 |
| | Village of SHELDON Ward 1 | 44 | 5 | 39 | 0 |
| | Village of TONY Ward 1 | 26 | 2 | 24 | 0 |
| | Village of WEYERHAEUSER Wards 1-2 | 36 | 4 | 32 | 0 |
| | City of LADYSMITH Wards 1-15 | 345 | 77 | 268 | 0 |
| County Totals: | 2,365 | 501 | 1,863 | 1 | |
| SAWYER | Town of BASS LAKE Wards 1-5 | 298 | 77 | 221 | 0 |
| | Town of COUDERAY Ward 1 | 40 | 9 | 31 | 0 |
| | Town of DRAPER Ward 1 | 44 | 15 | 29 | 0 |
| | Town of EDGEWATER Wards 1-2 | 91 | 12 | 79 | 0 |
| | Town of HAYWARD Wards 1,2,3,4,5,6,7 | 592 | 171 | 420 | 1 |
| | Town of HUNTER Ward 1 | 124 | 43 | 81 | 0 |
| | Town of MEADOWBROOK Ward 1 | 36 | 4 | 32 | 0 |
| | Town of METEOR Ward 1 | 42 | 3 | 39 | 0 |
| | Town of OJIBWA Wards 1-2 | 70 | 24 | 45 | 1 |
| | Town of RADISSON Wards 1-2 | 94 | 25 | 69 | 0 |
| | Town of ROUND LAKE Wards 1-2 | 232 | 82 | 150 | 0 |
| | Town of SAND LAKE Ward 1 | 142 | 33 | 109 | 0 |
| | Town of WEIRGOR Ward 1 | 93 | 18 | 75 | 0 |
| Town of WINTER Wards 1-2 | 174 | 57 | 117 | 0 | |

WEC Canvass Reporting System

Ward by Ward Report

2022 Partisan Primary

| | | Total Votes Cast | REP | REP | SCATTERING |
|--------------------------|---------------------------------|------------------|-------------|------------------|------------|
| | | | Michael Bub | James W. Edmings | |
| SAWYER | Village of COUDERAY Ward 1 | 16 | 0 | 16 | 0 |
| | Village of EXELAND Ward 1 | 30 | 6 | 24 | 0 |
| | Village of RADISSON Ward 1 | 34 | 2 | 32 | 0 |
| | Village of WINTER Ward 1 | 44 | 9 | 35 | 0 |
| | City of HAYWARD Wards 1,2,3,4,5 | 335 | 85 | 250 | 0 |
| County Totals: | | 2,531 | 675 | 1,854 | 2 |
| TAYLOR | Town of AURORA Ward 1 | 63 | 19 | 44 | 0 |
| | Town of BROWNING Ward 1 | 146 | 77 | 69 | 0 |
| | Town of CHELSEA Ward 1 | 178 | 106 | 72 | 0 |
| | Town of CLEVELAND Ward 1 | 59 | 29 | 30 | 0 |
| | Town of DEER CREEK Ward 1 | 136 | 65 | 71 | 0 |
| | Town of FORD Ward 1 | 57 | 29 | 28 | 0 |
| | Town of GOODRICH Ward 1 | 109 | 52 | 57 | 0 |
| | Town of GREENWOOD Ward 1 | 110 | 53 | 57 | 0 |
| | Town of GROVER Ward 1 | 64 | 18 | 46 | 0 |
| | Town of HAMMEL Wards 1-2 | 157 | 84 | 73 | 0 |
| | Town of HOLWAY Ward 1 | 105 | 63 | 42 | 0 |
| | Town of JUMP RIVER Ward 1 | 66 | 35 | 31 | 0 |
| | Town of LITTLE BLACK Wards 1-2 | 187 | 107 | 80 | 0 |
| | Town of MAPLEHURST Ward 1 | 74 | 39 | 35 | 0 |
| | Town of MCKINLEY Ward 1 | 71 | 13 | 58 | 0 |
| | Town of MEDFORD Wards 1-3 | 499 | 285 | 214 | 0 |
| | Town of MOLITOR Ward 1 | 84 | 52 | 32 | 0 |
| | Town of PERSHING Ward 1 | 22 | 7 | 15 | 0 |
| | Town of RIB LAKE Wards 1-2 | 133 | 62 | 71 | 0 |
| | Town of ROOSEVELT Ward 1 | 56 | 16 | 40 | 0 |
| Town of TAFT Ward 1 | 53 | 16 | 37 | 0 | |
| Town of WESTBORO Ward 1 | 143 | 49 | 94 | 0 | |
| Village of GILMAN Ward 1 | 58 | 12 | 46 | 0 | |
| Village of LUBLIN Ward 1 | 22 | 6 | 16 | 0 | |

WEC Canvass Reporting System

Ward by Ward Report

2022 Partisan Primary

| | | Total Votes Cast | REP Michael Bub | REP James W. Edming | SCATTERING |
|---------------|---------------------------------------|------------------|--------------------|------------------------|------------|
| TAYLOR | Village of RIB LAKE Ward 1 | 126 | 61 | 65 | 0 |
| | Village of STETSONVILLE Ward 1 | 80 | 49 | 31 | 0 |
| | City of MEDFORD Wards 1,2,3,4,5,6,7,8 | 590 | 377 | 213 | 0 |
| | County Totals: | 3,448 | 1,781 | 1,667 | 0 |
| | Office Totals: | 9,687 | 3,563 | 6,121 | 3 |

WEC Canvass Reporting System

Ward by Ward Report

2022 Partisan Primary

REPRESENTATIVE TO THE ASSEMBLY DISTRICT 88 - Republican

| | | Total Votes Cast | REP | |
|--------------|--------------------------------|------------------|--------------|------------|
| | | | John Macco | SCATTERING |
| BROWN | Town of GLENMORE Wards 1-2 | 179 | 179 | 0 |
| | Town of LEDGEVIEW Wards 1-11 | 1,006 | 999 | 7 |
| | Town of NEW DENMARK Wards 1-3 | 215 | 214 | 1 |
| | Town of ROCKLAND Wards 1-3 | 285 | 283 | 2 |
| | Village of BELLEVUE Wards 1-6 | 694 | 690 | 4 |
| | Village of BELLEVUE Wards 7-10 | 958 | 954 | 4 |
| | Village of DENMARK Wards 1,2,3 | 214 | 212 | 2 |
| | City of GREEN BAY Ward 2 | 276 | 275 | 1 |
| | City of GREEN BAY Ward 3 | 15 | 15 | 0 |
| | City of GREEN BAY Ward 4 | 231 | 229 | 2 |
| | City of GREEN BAY Ward 5 | 180 | 179 | 1 |
| | City of GREEN BAY Ward 6 | 309 | 308 | 1 |
| | City of GREEN BAY Ward 7 | 385 | 383 | 2 |
| | City of GREEN BAY Ward 8 | 201 | 197 | 4 |
| | City of GREEN BAY Ward 10 | 87 | 86 | 1 |
| | City of GREEN BAY Ward 11 | 117 | 117 | 0 |
| | City of GREEN BAY Ward 12 | 58 | 58 | 0 |
| | City of GREEN BAY Ward 13 | 131 | 131 | 0 |
| | City of GREEN BAY Ward 14A | 0 | 0 | 0 |
| | City of GREEN BAY Ward 19A | 3 | 3 | 0 |
| | City of GREEN BAY Ward 20A | 32 | 32 | 0 |
| | County Totals: | 5,576 | 5,544 | 32 |
| | Office Totals: | 5,576 | 5,544 | 32 |

WEC Canvass Reporting System

Ward by Ward Report

2022 Partisan Primary

REPRESENTATIVE TO THE ASSEMBLY DISTRICT 89 - Republican

| | | Total Votes Cast | REP | |
|------------------|----------------------------------|------------------|---------------|------------|
| | | | Elijah Behnke | SCATTERING |
| BROWN | Village of HOWARD Wards 3-4,6 | 190 | 189 | 1 |
| | Village of HOWARD Ward 13 | 134 | 132 | 2 |
| | Village of SUAMICO Wards 1-3 | 477 | 476 | 1 |
| | Village of SUAMICO Wards 4-6 | 659 | 657 | 2 |
| | Village of SUAMICO Wards 7-9 | 485 | 484 | 1 |
| | City of GREEN BAY Ward 39A | 13 | 13 | 0 |
| | City of GREEN BAY Ward 40 | 103 | 103 | 0 |
| | County Totals: | 2,061 | 2,054 | 7 |
| MARINETTE | Town of GROVER Wards 1-4 | 303 | 303 | 0 |
| | Town of PESHTIGO Wards 1-2 | 220 | 219 | 1 |
| | Town of PESHTIGO Wards 3-4 | 225 | 225 | 0 |
| | Town of PESHTIGO Wards 5-6 | 280 | 278 | 2 |
| | Town of POUND Wards 1-3 | 311 | 307 | 4 |
| | Village of COLEMAN Ward 1 | 134 | 134 | 0 |
| | Village of POUND Ward 1 | 55 | 55 | 0 |
| | City of MARINETTE Wards 1-2 | 290 | 289 | 1 |
| | City of MARINETTE Wards 3-4 | 289 | 288 | 1 |
| | City of MARINETTE Wards 5-6 | 172 | 171 | 1 |
| | City of MARINETTE Wards 7-8 | 253 | 247 | 6 |
| | City of PESHTIGO Wards 1-2 | 102 | 102 | 0 |
| | City of PESHTIGO Wards 3-4 | 132 | 130 | 2 |
| | City of PESHTIGO Wards 5-7 | 143 | 142 | 1 |
| | County Totals: | 2,909 | 2,890 | 19 |
| OCONTO | Town of ABRAMS Wards 1-3 | 330 | 327 | 3 |
| | Town of LITTLE RIVER Wards 1-2 | 176 | 176 | 0 |
| | Town of LITTLE SUAMICO Wards 1-9 | 741 | 739 | 2 |
| | Town of OCONTO Wards 1,2 | 254 | 254 | 0 |
| | Town of PENSUKEE Wards 1-2 | 221 | 221 | 0 |

WEC Canvass Reporting System

Ward by Ward Report

2022 Partisan Primary

| | | Total Votes Cast | REP | |
|---------------|--------------------------|------------------|---------------|------------|
| | | | Elijah Behnke | SCATTERING |
| OCONTO | Town of STILES Wards 1-2 | 268 | 267 | 1 |
| | City of OCONTO Wards 1-7 | 407 | 403 | 4 |
| | County Totals: | 2,397 | 2,387 | 10 |
| | Office Totals: | 7,367 | 7,331 | 36 |

WEC Canvass Reporting System

Ward by Ward Report

2022 Partisan Primary

REPRESENTATIVE TO THE ASSEMBLY DISTRICT 90 - Republican

| | | Total Votes Cast | REP | |
|--------------|----------------------------|------------------|-----------------|------------|
| | | | Micah J. Behnke | SCATTERING |
| BROWN | City of GREEN BAY Ward 4A | 2 | 2 | 0 |
| | City of GREEN BAY Ward 8A | 31 | 31 | 0 |
| | City of GREEN BAY Ward 9 | 145 | 145 | 0 |
| | City of GREEN BAY Ward 10A | 52 | 52 | 0 |
| | City of GREEN BAY Ward 11A | 0 | 0 | 0 |
| | City of GREEN BAY Ward 14 | 134 | 131 | 3 |
| | City of GREEN BAY Ward 15 | 137 | 137 | 0 |
| | City of GREEN BAY Ward 16 | 191 | 189 | 2 |
| | City of GREEN BAY Ward 17 | 64 | 63 | 1 |
| | City of GREEN BAY Ward 18 | 85 | 85 | 0 |
| | City of GREEN BAY Ward 19 | 72 | 72 | 0 |
| | City of GREEN BAY Ward 20 | 69 | 69 | 0 |
| | City of GREEN BAY Ward 21 | 78 | 78 | 0 |
| | City of GREEN BAY Ward 22 | 38 | 38 | 0 |
| | City of GREEN BAY Ward 23 | 14 | 13 | 1 |
| | City of GREEN BAY Ward 24 | 13 | 12 | 1 |
| | City of GREEN BAY Ward 25 | 42 | 42 | 0 |
| | City of GREEN BAY Ward 26 | 95 | 95 | 0 |
| | City of GREEN BAY Ward 27 | 47 | 46 | 1 |
| | City of GREEN BAY Ward 28 | 107 | 107 | 0 |
| | City of GREEN BAY Ward 29 | 62 | 62 | 0 |
| | City of GREEN BAY Ward 30 | 63 | 63 | 0 |
| | City of GREEN BAY Ward 31 | 87 | 84 | 3 |
| | City of GREEN BAY Ward 32A | 22 | 22 | 0 |
| | City of GREEN BAY Ward 32B | 22 | 22 | 0 |
| | City of GREEN BAY Ward 33 | 53 | 53 | 0 |
| | City of GREEN BAY Ward 34 | 77 | 74 | 3 |
| | City of GREEN BAY Ward 35 | 70 | 70 | 0 |
| | City of GREEN BAY Ward 36 | 125 | 125 | 0 |

WEC Canvass Reporting System

Ward by Ward Report

2022 Partisan Primary

| | Total Votes Cast | REP | |
|--|------------------|-----------------|------------|
| | | Micah J. Behnke | SCATTERING |
| BROWN City of GREEN BAY Ward 37 | 134 | 133 | 1 |
| City of GREEN BAY Ward 38 | 151 | 151 | 0 |
| City of GREEN BAY Ward 39 | 99 | 99 | 0 |
| City of GREEN BAY Ward 41 | 78 | 78 | 0 |
| City of GREEN BAY Ward 42A | 29 | 26 | 3 |
| County Totals: | 2,488 | 2,469 | 19 |
| Office Totals: | 2,488 | 2,469 | 19 |

WEC Canvass Reporting System

Ward by Ward Report

2022 Partisan Primary

REPRESENTATIVE TO THE ASSEMBLY DISTRICT 91 - Republican

| | | Total Votes Cast | REP | |
|------------|----------------------------|------------------|--------------|------------|
| | | | Josh Stanley | SCATTERING |
| EAU CLAIRE | City of EAU CLAIRE Ward 1 | 29 | 29 | 0 |
| | City of EAU CLAIRE Ward 2 | 20 | 20 | 0 |
| | City of EAU CLAIRE Ward 3 | 49 | 49 | 0 |
| | City of EAU CLAIRE Ward 4 | 35 | 34 | 1 |
| | City of EAU CLAIRE Ward 5 | 21 | 20 | 1 |
| | City of EAU CLAIRE Ward 6 | 7 | 7 | 0 |
| | City of EAU CLAIRE Ward 7 | 39 | 39 | 0 |
| | City of EAU CLAIRE Ward 8 | 90 | 88 | 2 |
| | City of EAU CLAIRE Ward 9 | 40 | 40 | 0 |
| | City of EAU CLAIRE Ward 10 | 69 | 69 | 0 |
| | City of EAU CLAIRE Ward 12 | 92 | 92 | 0 |
| | City of EAU CLAIRE Ward 13 | 82 | 78 | 4 |
| | City of EAU CLAIRE Ward 14 | 112 | 111 | 1 |
| | City of EAU CLAIRE Ward 15 | 82 | 82 | 0 |
| | City of EAU CLAIRE Ward 17 | 84 | 84 | 0 |
| | City of EAU CLAIRE Ward 19 | 81 | 81 | 0 |
| | City of EAU CLAIRE Ward 20 | 3 | 3 | 0 |
| | City of EAU CLAIRE Ward 21 | 48 | 48 | 0 |
| | City of EAU CLAIRE Ward 22 | 47 | 47 | 0 |
| | City of EAU CLAIRE Ward 23 | 93 | 93 | 0 |
| | City of EAU CLAIRE Ward 24 | 25 | 24 | 1 |
| | City of EAU CLAIRE Ward 25 | 99 | 97 | 2 |
| | City of EAU CLAIRE Ward 26 | 90 | 90 | 0 |
| | City of EAU CLAIRE Ward 27 | 81 | 81 | 0 |
| | City of EAU CLAIRE Ward 28 | 72 | 72 | 0 |
| | City of EAU CLAIRE Ward 29 | 58 | 57 | 1 |
| | City of EAU CLAIRE Ward 30 | 60 | 59 | 1 |
| | City of EAU CLAIRE Ward 31 | 27 | 27 | 0 |
| | City of EAU CLAIRE Ward 32 | 64 | 64 | 0 |

WEC Canvass Reporting System

Ward by Ward Report

2022 Partisan Primary

| | | Total Votes Cast | REP | |
|-------------------|----------------------------|------------------|--------------|------------|
| | | | Josh Stanley | SCATTERING |
| EAU CLAIRE | City of EAU CLAIRE Ward 33 | 69 | 68 | 1 |
| | City of EAU CLAIRE Ward 34 | 36 | 35 | 1 |
| | City of EAU CLAIRE Ward 35 | 61 | 60 | 1 |
| | City of EAU CLAIRE Ward 42 | 59 | 59 | 0 |
| | City of EAU CLAIRE Ward 43 | 71 | 70 | 1 |
| | City of EAU CLAIRE Ward 45 | 56 | 56 | 0 |
| | City of EAU CLAIRE Ward 46 | 39 | 39 | 0 |
| | City of EAU CLAIRE Ward 47 | 76 | 76 | 0 |
| | City of EAU CLAIRE Ward 48 | 21 | 21 | 0 |
| | City of EAU CLAIRE Ward 50 | 10 | 10 | 0 |
| | City of EAU CLAIRE Ward 51 | 45 | 45 | 0 |
| | City of EAU CLAIRE Ward 52 | 23 | 23 | 0 |
| | City of EAU CLAIRE Ward 53 | 108 | 107 | 1 |
| | City of EAU CLAIRE Ward 54 | 51 | 50 | 1 |
| | City of EAU CLAIRE Ward 55 | 79 | 78 | 1 |
| | City of EAU CLAIRE Ward 56 | 45 | 45 | 0 |
| | City of EAU CLAIRE Ward 57 | 43 | 43 | 0 |
| | City of EAU CLAIRE Ward 58 | 61 | 61 | 0 |
| | City of EAU CLAIRE Ward 59 | 59 | 58 | 1 |
| | City of EAU CLAIRE Ward 60 | 60 | 60 | 0 |
| | City of EAU CLAIRE Ward 61 | 21 | 21 | 0 |
| | City of EAU CLAIRE Ward 62 | 47 | 47 | 0 |
| | City of EAU CLAIRE Ward 70 | 52 | 52 | 0 |
| | County Totals: | 2,891 | 2,869 | 22 |
| | Office Totals: | 2,891 | 2,869 | 22 |

WEC Canvass Reporting System

Ward by Ward Report

2022 Partisan Primary

REPRESENTATIVE TO THE ASSEMBLY DISTRICT 92 - Republican

| | | Total Votes Cast | REP | REP | |
|--------------------------------|-------------------------------|------------------|---------------|-----------------------|------------|
| | | | Ryan T. Owens | Treig E. Pronschinske | SCATTERING |
| BUFFALO | Town of ALMA Ward 1 | 56 | 8 | 48 | 0 |
| | Town of BELVIDERE Ward 1 | 119 | 23 | 96 | 0 |
| | Town of BUFFALO Ward 1 | 127 | 24 | 103 | 0 |
| | Town of CANTON Ward 1 | 49 | 13 | 36 | 0 |
| | Town of CROSS Ward 1 | 71 | 5 | 66 | 0 |
| | Town of DOVER Ward 1 | 75 | 18 | 57 | 0 |
| | Town of GILMANTON Ward 1 | 110 | 17 | 92 | 1 |
| | Town of GLENCOE Ward 1 | 98 | 9 | 89 | 0 |
| | Town of LINCOLN Ward 1 | 52 | 7 | 45 | 0 |
| | Town of MAXVILLE Ward 1 | 58 | 15 | 43 | 0 |
| | Town of MILTON Ward 1 | 132 | 21 | 111 | 0 |
| | Town of MODENA Ward 1 | 62 | 18 | 44 | 0 |
| | Town of MONDOVI Ward 1 | 103 | 26 | 77 | 0 |
| | Town of MONTANA Ward 1 | 71 | 12 | 59 | 0 |
| | Town of NAPLES Ward 1 | 147 | 45 | 102 | 0 |
| | Town of NELSON Ward 1 | 105 | 16 | 89 | 0 |
| | Town of WAUMANDEE Ward 1 | 126 | 22 | 104 | 0 |
| | Village of COCHRANE Ward 1 | 77 | 15 | 62 | 0 |
| | Village of NELSON Ward 1 | 43 | 8 | 35 | 0 |
| | City of ALMA Wards 1-2 | 145 | 25 | 119 | 1 |
| City of BUFFALO CITY Wards 1-2 | 198 | 28 | 170 | 0 | |
| City of FOUNTAIN CITY Ward 1 | 103 | 28 | 75 | 0 | |
| City of MONDOVI Wards 1-3 | 408 | 110 | 298 | 0 | |
| | County Totals: | 2,535 | 513 | 2,020 | 2 |
| EAU CLAIRE | Town of CLEAR CREEK Wards 1-2 | 100 | 28 | 72 | 0 |
| | Town of OTTER CREEK Ward 1 | 72 | 31 | 41 | 0 |
| | County Totals: | 172 | 59 | 113 | 0 |
| JACKSON | Town of ALBION Wards 1-4 | 128 | 28 | 100 | 0 |

WEC Canvass Reporting System

Ward by Ward Report

2022 Partisan Primary

| | | Total Votes Cast | REP | REP | |
|-------------------------|-------------------------------|------------------|---------------|-----------------------|------------|
| | | | Ryan T. Owens | Treig E. Pronschinske | SCATTERING |
| JACKSON | Town of ALMA Wards 1,4-5 | 33 | 7 | 26 | 0 |
| | Town of ALMA Wards 2-3 | 74 | 16 | 58 | 0 |
| | Town of CLEVELAND Ward 1 | 55 | 18 | 37 | 0 |
| | Town of CURRAN Ward 1 | 23 | 1 | 22 | 0 |
| | Town of FRANKLIN Ward 1 | 13 | 1 | 12 | 0 |
| | Town of GARDEN VALLEY Ward 1 | 71 | 18 | 53 | 0 |
| | Town of GARFIELD Wards 1-2 | 85 | 38 | 47 | 0 |
| | Town of HIXTON Wards 1-2 | 75 | 12 | 63 | 0 |
| | Town of IRVING Wards 1-3 | 79 | 21 | 58 | 0 |
| | Town of MELROSE Ward 1 | 47 | 12 | 35 | 0 |
| | Town of NORTH BEND Ward 1 | 45 | 12 | 33 | 0 |
| | Town of NORTHFIELD Ward 1 | 76 | 21 | 55 | 0 |
| | Town of SPRINGFIELD Wards 1-2 | 43 | 11 | 32 | 0 |
| | Village of ALMA CENTER Ward 1 | 35 | 8 | 27 | 0 |
| | Village of HIXTON Ward 1 | 42 | 13 | 29 | 0 |
| | Village of MELROSE Ward 1 | 34 | 12 | 22 | 0 |
| | Village of MERRILLAN Ward 1 | 41 | 17 | 24 | 0 |
| | Village of MERRILLAN Ward 2 | 4 | 1 | 3 | 0 |
| | Village of TAYLOR Ward 1 | 24 | 4 | 20 | 0 |
| | County Totals: | 1,027 | 271 | 756 | 0 |
| PEPIN | Town of ALBANY Wards 1-2 | 74 | 20 | 54 | 0 |
| | Town of LIMA Wards 1-2 | 72 | 30 | 42 | 0 |
| | Town of PEPIN Wards 1-2 | 83 | 36 | 47 | 0 |
| | Town of STOCKHOLM Ward 1 | 26 | 14 | 12 | 0 |
| | Village of PEPIN Wards 1-2 | 76 | 42 | 34 | 0 |
| | Village of STOCKHOLM Ward 1 | 13 | 7 | 6 | 0 |
| | County Totals: | 344 | 149 | 195 | 0 |
| TREMPEALEA U | Town of ALBION Wards 1-2 | 74 | 20 | 54 | 0 |
| | Town of ARCADIA Wards 1-4 | 267 | 33 | 233 | 1 |
| | Town of BURNSIDE Ward 1 | 79 | 10 | 69 | 0 |

WEC Canvass Reporting System

Ward by Ward Report

2022 Partisan Primary

| | | Total Votes Cast | REP | REP | |
|-------------|----------------------------------|------------------|---------------|-----------------------|------------|
| | | | Ryan T. Owens | Treig E. Pronschinske | SCATTERING |
| TREMPEALEAU | Town of CALEDONIA Ward 1 | 93 | 14 | 79 | 0 |
| | Town of CHIMNEY ROCK Ward 1 | 58 | 8 | 50 | 0 |
| | Town of DODGE Ward 1 | 65 | 7 | 58 | 0 |
| | Town of ETRICK Wards 1-2 | 138 | 35 | 102 | 1 |
| | Town of GALE Wards 1,2 | 211 | 28 | 182 | 1 |
| | Town of HALE Wards 1-2 | 157 | 27 | 130 | 0 |
| | Town of LINCOLN Wards 1-4 | 96 | 13 | 83 | 0 |
| | Town of PIGEON Wards 1-2 | 101 | 36 | 65 | 0 |
| | Town of PRESTON Wards 1-3 | 115 | 33 | 82 | 0 |
| | Town of SUMNER Wards 1-2 | 108 | 43 | 65 | 0 |
| | Town of TREMPEALEAU Wards 1-3 | 216 | 29 | 187 | 0 |
| | Town of UNITY Wards 1-2 | 82 | 13 | 69 | 0 |
| | Village of ELEVA Ward 1 | 56 | 9 | 47 | 0 |
| | Village of ETRICK Ward 1 | 54 | 11 | 43 | 0 |
| | Village of PIGEON FALLS Ward 1 | 33 | 9 | 24 | 0 |
| | Village of STRUM Wards 1-2 | 88 | 15 | 73 | 0 |
| | Village of TREMPEALEAU Wards 1-2 | 192 | 31 | 160 | 1 |
| | City of ARCADIA Wards 1-3 | 180 | 23 | 157 | 0 |
| | City of BLAIR Wards 1-3 | 85 | 18 | 67 | 0 |
| | City of GALESVILLE Wards 1-3 | 163 | 47 | 116 | 0 |
| | City of INDEPENDENCE Wards 1-3 | 179 | 34 | 143 | 2 |
| | City of OSSEO Wards 1-3 | 178 | 61 | 117 | 0 |
| | City of WHITEHALL Wards 1-3 | 143 | 27 | 116 | 0 |
| | County Totals: | 3,211 | 634 | 2,571 | 6 |
| | Office Totals: | 7,289 | 1,626 | 5,655 | 8 |

WEC Canvass Reporting System

Ward by Ward Report

2022 Partisan Primary

REPRESENTATIVE TO THE ASSEMBLY DISTRICT 93 - Republican

| | | Total Votes Cast | REP | |
|-----------------------|---|------------------|------------------|------------|
| | | | Warren L. Petryk | SCATTERING |
| DUNN | Town of DUNN Wards 1-2 | 140 | 140 | 0 |
| | Town of EAU GALLE Ward 1 | 107 | 107 | 0 |
| | Town of PERU Ward 1 | 21 | 21 | 0 |
| | Town of ROCK CREEK Wards 1-2 | 102 | 102 | 0 |
| | Town of SPRING BROOK Wards 1-3 | 187 | 187 | 0 |
| | Town of WESTON Wards 1-2 | 47 | 47 | 0 |
| | County Totals: | 604 | 604 | 0 |
| EAU CLAIRE | Town of BRUNSWICK Wards 1-2 | 235 | 234 | 1 |
| | Town of DRAMMEN Ward 1 | 80 | 79 | 1 |
| | Town of PLEASANT VALLEY Wards 1-5 | 539 | 537 | 2 |
| | Town of WASHINGTON Wards 2-5,10-12,16-17,20 | 390 | 386 | 4 |
| | City of EAU CLAIRE Ward 63 | 0 | 0 | 0 |
| | City of EAU CLAIRE Ward 67 | 0 | 0 | 0 |
| | City of EAU CLAIRE Ward 72 | 0 | 0 | 0 |
| County Totals: | 1,244 | 1,236 | 8 | |
| PEPIN | Town of DURAND Wards 1-2 | 80 | 80 | 0 |
| | Town of FRANKFORT Wards 1-2 | 29 | 29 | 0 |
| | Town of WATERVILLE Wards 1-2 | 86 | 86 | 0 |
| | Town of WAUBEEK Wards 1-2 | 48 | 48 | 0 |
| | City of DURAND Wards 1-3 | 174 | 174 | 0 |
| | County Totals: | 417 | 417 | 0 |
| PIERCE | Town of DIAMOND BLUFF Ward 1 | 50 | 50 | 0 |
| | Town of ELLSWORTH Wards 1-2 | 119 | 118 | 1 |
| | Town of EL PASO Ward 1 | 53 | 53 | 0 |
| | Town of GILMAN Ward 1 | 84 | 84 | 0 |
| | Town of HARTLAND Ward 1 | 97 | 95 | 2 |
| | Town of ISABELLE Ward 1 | 26 | 26 | 0 |

WEC Canvass Reporting System

Ward by Ward Report

2022 Partisan Primary

| | | Total Votes Cast | REP | | |
|-----------|------------------------------------|-----------------------|------------------|--------------|-----------|
| | | | Warren L. Petryk | SCATTERING | |
| PIERCE | Town of MAIDEN ROCK Ward 1 | 87 | 87 | 0 | |
| | Town of MARTELL Wards 1-2 | 121 | 121 | 0 | |
| | Town of OAK GROVE Wards 1-3 | 180 | 180 | 0 | |
| | Town of RIVER FALLS Wards 1-5 | 188 | 188 | 0 | |
| | Town of ROCK ELM Ward 1 | 36 | 36 | 0 | |
| | Town of SALEM Ward 1 | 58 | 58 | 0 | |
| | Town of SPRING LAKE Wards 1-2 | 63 | 62 | 1 | |
| | Town of TRENTON Wards 1-2 | 152 | 152 | 0 | |
| | Town of TRIMBELLE Wards 1-2 | 157 | 157 | 0 | |
| | Town of UNION Ward 1 | 68 | 68 | 0 | |
| | Village of BAY CITY Ward 1 | 40 | 40 | 0 | |
| | Village of ELLSWORTH Wards 1-4 | 210 | 210 | 0 | |
| | Village of ELMWOOD Ward 1 | 63 | 63 | 0 | |
| | Village of MAIDEN ROCK Ward 1 | 13 | 13 | 0 | |
| | Village of PLUM CITY Ward 1 | 50 | 50 | 0 | |
| | Village of SPRING VALLEY Wards 1-2 | 92 | 91 | 1 | |
| | City of PRESCOTT Wards 1,2,3,4,5 | 219 | 218 | 1 | |
| | City of RIVER FALLS Wards 6-9 | 236 | 235 | 1 | |
| | City of RIVER FALLS Wards 10-13 | 58 | 58 | 0 | |
| | City of RIVER FALLS Wards 14-18 | 188 | 188 | 0 | |
| | County Totals: | 2,708 | 2,701 | 7 | |
| ST. CROIX | VILLAGE OF SPRING VALLEY Ward 3 | 2 | 2 | 0 | |
| | | County Totals: | 2 | 2 | 0 |
| | | Office Totals: | 4,975 | 4,960 | 15 |

WEC Canvass Reporting System

Ward by Ward Report

2022 Partisan Primary

REPRESENTATIVE TO THE ASSEMBLY DISTRICT 94 - Republican

| | | Total Votes Cast | REP | |
|-----------|---|------------------|--------------|------------|
| | | | Ryan Huebsch | SCATTERING |
| LA CROSSE | Town of BANGOR Ward 1 | 68 | 67 | 1 |
| | Town of BARRE Wards 1-2 | 161 | 161 | 0 |
| | Town of FARMINGTON Wards 1-3 | 213 | 212 | 1 |
| | Town of GREENFIELD Wards 1-3 | 212 | 212 | 0 |
| | Town of HAMILTON Wards 1-5 | 306 | 305 | 1 |
| | Town of HOLLAND Wards 1,2,3,4,5 | 387 | 385 | 2 |
| | Town of MEDARY Wards 1-3 | 200 | 199 | 1 |
| | Town of ONALASKA Wards 1-8 | 597 | 595 | 2 |
| | Town of SHELBY Wards 2-4 | 260 | 257 | 3 |
| | Town of WASHINGTON Ward 1 | 42 | 42 | 0 |
| | Village of BANGOR Wards 1-2 | 99 | 99 | 0 |
| | Village of HOLMEN Wards 1-12 | 703 | 699 | 4 |
| | Village of WEST SALEM Wards 1,2,3,4,5,6,7 | 409 | 408 | 1 |
| | City of LA CROSSE Ward 27 | 0 | 0 | 0 |
| | City of ONALASKA Wards 1-5 | 592 | 588 | 4 |
| | City of ONALASKA Wards 6-10 | 480 | 478 | 2 |
| | City of ONALASKA Wards 11-15 | 619 | 618 | 1 |
| | County Totals: | 5,348 | 5,325 | 23 |
| | Office Totals: | 5,348 | 5,325 | 23 |

WEC Canvass Reporting System

Ward by Ward Report

2022 Partisan Primary

REPRESENTATIVE TO THE ASSEMBLY DISTRICT 95 - Republican

| | | Total Votes Cast | REP | |
|------------------|----------------------------------|------------------|---------------|------------|
| | | | Chris Woodard | SCATTERING |
| LA CROSSE | Town of CAMPBELL Wards 1,2,3,4,5 | 307 | 304 | 3 |
| | Town of SHELBY Wards 1,5-6 | 212 | 211 | 1 |
| | City of LA CROSSE Ward 1 | 101 | 100 | 1 |
| | City of LA CROSSE Ward 2 | 123 | 122 | 1 |
| | City of LA CROSSE Ward 3 | 43 | 41 | 2 |
| | City of LA CROSSE Ward 4 | 99 | 99 | 0 |
| | City of LA CROSSE Ward 5 | 30 | 30 | 0 |
| | City of LA CROSSE Ward 6 | 52 | 52 | 0 |
| | City of LA CROSSE Ward 7 | 142 | 141 | 1 |
| | City of LA CROSSE Ward 8 | 56 | 56 | 0 |
| | City of LA CROSSE Ward 9 | 11 | 11 | 0 |
| | City of LA CROSSE Ward 10 | 6 | 6 | 0 |
| | City of LA CROSSE Ward 11 | 7 | 6 | 1 |
| | City of LA CROSSE Ward 12 | 46 | 46 | 0 |
| | City of LA CROSSE Ward 13 | 89 | 88 | 1 |
| | City of LA CROSSE Ward 14 | 45 | 45 | 0 |
| | City of LA CROSSE Ward 15 | 37 | 37 | 0 |
| | City of LA CROSSE Ward 16 | 59 | 58 | 1 |
| | City of LA CROSSE Ward 17 | 115 | 113 | 2 |
| | City of LA CROSSE Ward 18 | 154 | 153 | 1 |
| | City of LA CROSSE Ward 19 | 116 | 116 | 0 |
| | City of LA CROSSE Ward 20 | 65 | 65 | 0 |
| | City of LA CROSSE Ward 21 | 126 | 126 | 0 |
| | City of LA CROSSE Ward 22 | 103 | 103 | 0 |
| | City of LA CROSSE Ward 23 | 148 | 148 | 0 |
| | City of LA CROSSE Ward 24 | 112 | 112 | 0 |
| | City of LA CROSSE Ward 25 | 135 | 135 | 0 |
| | City of LA CROSSE Ward 26 | 169 | 167 | 2 |
| | City of LA CROSSE Ward 28 | 0 | 0 | 0 |

WEC Canvass Reporting System

Ward by Ward Report

2022 Partisan Primary

LA CROSSE

| | Total Votes Cast | REP Chris Woodard | SCATTERING |
|----------------|------------------|-------------------------|------------|
| County Totals: | 2,708 | 2,691 | 17 |
| Office Totals: | 2,708 | 2,691 | 17 |

WEC Canvass Reporting System

Ward by Ward Report

2022 Partisan Primary

REPRESENTATIVE TO THE ASSEMBLY DISTRICT 96 - Republican

| | | Total Votes Cast | REP | REP | SCATTERING |
|-----------------|------------------------------------|------------------|---------------------|-----------------|------------|
| | | | Holly Ottesen Liska | Loren Oldenburg | |
| CRAWFORD | Town of BRIDGEPORT Ward 1 | 99 | 16 | 83 | 0 |
| | Town of CLAYTON Wards 1-3 | 87 | 13 | 74 | 0 |
| | Town of EASTMAN Wards 1-2 | 93 | 19 | 74 | 0 |
| | Town of FREEMAN Ward 1 | 85 | 19 | 66 | 0 |
| | Town of HANEY Ward 1 | 22 | 4 | 18 | 0 |
| | Town of MARIETTA Ward 1 | 56 | 14 | 42 | 0 |
| | Town of PRAIRIE DU CHIEN Wards 1-2 | 97 | 23 | 74 | 0 |
| | Town of SCOTT Ward 1 | 54 | 11 | 43 | 0 |
| | Town of SENECA Wards 1-2 | 98 | 13 | 85 | 0 |
| | Town of UTICA Ward 1 | 69 | 17 | 52 | 0 |
| | Town of WAUZEKA Wards 1-2 | 38 | 12 | 25 | 1 |
| | Village of BELL CENTER Ward 1 | 16 | 6 | 10 | 0 |
| | VILLAGE OF DE SOTO Ward 2 | 5 | 3 | 2 | 0 |
| | Village of EASTMAN Ward 1 | 41 | 5 | 36 | 0 |
| | Village of FERRYVILLE Ward 1 | 37 | 2 | 35 | 0 |
| | Village of GAYS MILLS Ward 1 | 47 | 5 | 42 | 0 |
| | Village of LYNXVILLE Ward 1 | 17 | 4 | 13 | 0 |
| | Village of MT. STERLING Ward 1 | 16 | 0 | 16 | 0 |
| | Village of SOLDIERS GROVE Ward 1 | 33 | 6 | 27 | 0 |
| | Village of STEUBEN Ward 1 | 15 | 1 | 14 | 0 |
| | Village of WAUZEKA Ward 1 | 53 | 14 | 39 | 0 |
| | City of PRAIRIE DU CHIEN Ward 1 | 67 | 14 | 53 | 0 |
| | City of PRAIRIE DU CHIEN Ward 2 | 27 | 1 | 26 | 0 |
| | City of PRAIRIE DU CHIEN Ward 3 | 51 | 6 | 45 | 0 |
| | City of PRAIRIE DU CHIEN Ward 4 | 61 | 9 | 52 | 0 |
| | City of PRAIRIE DU CHIEN Ward 5 | 58 | 9 | 49 | 0 |
| | City of PRAIRIE DU CHIEN Ward 6 | 73 | 14 | 59 | 0 |
| | County Totals: | 1,415 | 260 | 1,154 | 1 |

WEC Canvass Reporting System

Ward by Ward Report

2022 Partisan Primary

| | | Total Votes Casi | REP | REP | SCATTERING |
|---------------------------|------------------------------|------------------------|---------------------------|--------------------|------------|
| | | | Holly Ottesen Liska | Loren Oldenburg | |
| MONROE | Town of ADRIAN Wards 1-2 | 103 | 14 | 88 | 1 |
| | Town of ANGELO Wards 1,2 | 116 | 20 | 96 | 0 |
| | Town of CLIFTON Ward 1 | 57 | 21 | 36 | 0 |
| | Town of GLENDALE Ward 1 | 120 | 43 | 77 | 0 |
| | Town of JEFFERSON Ward 1 | 72 | 18 | 54 | 0 |
| | Town of LAFAYETTE Ward 1 | 41 | 8 | 33 | 0 |
| | Town of LEON Wards 1-2 | 141 | 20 | 121 | 0 |
| | Town of OAKDALE Ward 1 | 105 | 25 | 80 | 0 |
| | Town of PORTLAND Ward 1 | 110 | 25 | 85 | 0 |
| | Town of RIDGEVILLE Ward 1 | 59 | 15 | 44 | 0 |
| | Town of SHELDON Wards 1-2 | 61 | 9 | 52 | 0 |
| | Town of TOMAH Wards 1-3 | 212 | 35 | 177 | 0 |
| | Town of WELLINGTON Ward 1 | 39 | 17 | 22 | 0 |
| | Town of WELLS Ward 1 | 61 | 8 | 53 | 0 |
| | Town of WILTON Ward 1 | 54 | 11 | 43 | 0 |
| | Village of CASHTON Wards 1,2 | 85 | 7 | 78 | 0 |
| | Village of KENDALL Ward 1 | 41 | 7 | 34 | 0 |
| | Village of MELVINA Ward 1 | 12 | 2 | 10 | 0 |
| | Village of NORWALK Ward 1 | 46 | 12 | 34 | 0 |
| | Village of OAKDALE Ward 1 | 31 | 7 | 24 | 0 |
| VILLAGE OF ONTARIO Ward 2 | 0 | 0 | 0 | 0 | |
| Village of WILTON Ward 1 | 37 | 5 | 32 | 0 | |
| County Totals: | | 1,603 | 329 | 1,273 | 1 |
| VERNON | Town of BERGEN Wards 1,2 | 188 | 35 | 153 | 0 |
| | Town of CHRISTIANA Wards 1-3 | 191 | 44 | 147 | 0 |
| | Town of CLINTON Wards 1-2 | 70 | 14 | 56 | 0 |
| | Town of COON Wards 1-2 | 127 | 31 | 96 | 0 |
| | Town of FOREST Ward 1 | 64 | 11 | 53 | 0 |
| | Town of FRANKLIN Wards 1-2 | 200 | 35 | 164 | 1 |
| | Town of GENOA Wards 1-2 | 112 | 23 | 89 | 0 |

WEC Canvass Reporting System

Ward by Ward Report

2022 Partisan Primary

| | Total Votes Cast | REP | REP | SCATTERING |
|-------------------------------|------------------|---------------------|-----------------|------------|
| | | Holly Ottesen Liska | Loren Oldenburg | |
| VERNON | | | | |
| Town of HAMBURG Wards 1-2 | 151 | 22 | 128 | 1 |
| Town of HARMONY Ward 1 | 105 | 12 | 93 | 0 |
| Town of JEFFERSON Wards 1,2 | 205 | 35 | 169 | 1 |
| Town of KICKAPOO Wards 1-2 | 66 | 13 | 53 | 0 |
| Town of LIBERTY Ward 1 | 61 | 17 | 44 | 0 |
| Town of STARK Ward 1 | 58 | 20 | 38 | 0 |
| Town of STERLING Ward 1 | 129 | 18 | 111 | 0 |
| Town of UNION Wards 1-3 | 53 | 18 | 35 | 0 |
| Town of VIROQUA Wards 1,2,3 | 364 | 77 | 287 | 0 |
| Town of WEBSTER Wards 1-2 | 79 | 16 | 63 | 0 |
| Town of WHEATLAND Ward 1 | 102 | 23 | 79 | 0 |
| Town of WHITESTOWN Wards 1-2 | 84 | 39 | 45 | 0 |
| Village of CHASEBURG Ward 1 | 51 | 4 | 47 | 0 |
| Village of COON VALLEY Ward 1 | 98 | 17 | 81 | 0 |
| Village of DE SOTO Ward 1 | 29 | 7 | 22 | 0 |
| Village of GENOA Ward 1 | 34 | 10 | 24 | 0 |
| Village of LA FARGE Ward 1 | 101 | 31 | 69 | 1 |
| Village of ONTARIO Ward 1 | 45 | 10 | 35 | 0 |
| Village of READSTOWN Ward 1 | 39 | 3 | 36 | 0 |
| Village of STODDARD Ward 1 | 85 | 19 | 66 | 0 |
| City of VIROQUA Wards 1-9 | 556 | 97 | 459 | 0 |
| City of WESTBY Wards 1,2,3 | 331 | 61 | 270 | 0 |
| County Totals: | 3,778 | 762 | 3,012 | 4 |
| Office Totals: | 6,796 | 1,351 | 5,439 | 6 |

WEC Canvass Reporting System

Ward by Ward Report

2022 Partisan Primary

REPRESENTATIVE TO THE ASSEMBLY DISTRICT 97 - Republican

| | | Total Votes Cast | REP | |
|-----------------|------------------------------------|------------------|-------------|------------|
| | | | Scott Allen | SCATTERING |
| WAUKESHA | Town of GENESEE Wards 1-2,9 | 518 | 516 | 2 |
| | Town of GENESEE Wards 3,6-8 | 593 | 589 | 4 |
| | Town of GENESEE Wards 4-5,10 | 484 | 484 | 0 |
| | Town of MUKWONAGO Wards 4-6,12 | 458 | 454 | 4 |
| | Town of OTTAWA Wards 1-5 | 778 | 774 | 4 |
| | Village of DOUSMAN Wards 1-4,6 | 396 | 396 | 0 |
| | Village of NORTH PRAIRIE Wards 1-3 | 401 | 400 | 1 |
| | Village of SUMMIT Wards 1,6 | 316 | 314 | 2 |
| | Village of WAUKESHA Wards 1-5,8 | 881 | 875 | 6 |
| | City of WAUKESHA Ward 9A | 4 | 4 | 0 |
| | City of WAUKESHA Ward 10A | 33 | 33 | 0 |
| | City of WAUKESHA Ward 11 | 150 | 149 | 1 |
| | City of WAUKESHA Ward 18A | 20 | 20 | 0 |
| | City of WAUKESHA Ward 19 | 114 | 114 | 0 |
| | City of WAUKESHA Ward 20 | 90 | 89 | 1 |
| | City of WAUKESHA Ward 21 | 129 | 129 | 0 |
| | City of WAUKESHA Ward 22 | 218 | 216 | 2 |
| | City of WAUKESHA Ward 23 | 140 | 138 | 2 |
| | City of WAUKESHA Ward 24 | 146 | 144 | 2 |
| | City of WAUKESHA Ward 25 | 226 | 224 | 2 |
| | City of WAUKESHA Ward 26 | 129 | 127 | 2 |
| | City of WAUKESHA Ward 27 | 293 | 290 | 3 |
| | City of WAUKESHA Ward 28 | 224 | 222 | 2 |
| | City of WAUKESHA Ward 29 | 111 | 109 | 2 |
| | City of WAUKESHA Ward 30 | 142 | 141 | 1 |
| | City of WAUKESHA Ward 31 | 92 | 92 | 0 |
| | City of WAUKESHA Ward 32 | 136 | 135 | 1 |
| | City of WAUKESHA Ward 33 | 64 | 63 | 1 |
| | City of WAUKESHA Ward 34 | 74 | 73 | 1 |

WEC Canvass Reporting System

Ward by Ward Report

2022 Partisan Primary

| | | Total Votes Cast | REP | |
|-----------------|---------------------------|------------------|--------------|------------|
| | | | Scott Allen | SCATTERING |
| WAUKESHA | City of WAUKESHA Ward 35 | 67 | 66 | 1 |
| | City of WAUKESHA Ward 36 | 321 | 318 | 3 |
| | City of WAUKESHA Ward 37 | 248 | 245 | 3 |
| | City of WAUKESHA Ward 38 | 140 | 139 | 1 |
| | City of WAUKESHA Ward 40A | 48 | 48 | 0 |
| | City of WAUKESHA Ward 41 | 265 | 264 | 1 |
| | County Totals: | 8,449 | 8,394 | 55 |
| | Office Totals: | 8,449 | 8,394 | 55 |

WEC Canvass Reporting System

Ward by Ward Report

2022 Partisan Primary

REPRESENTATIVE TO THE ASSEMBLY DISTRICT 98 - Republican

| | | Total Votes Cast | REP | |
|-----------------|--------------------------------|------------------|-------------|------------|
| | | | Adam Neylon | SCATTERING |
| WAUKESHA | Village of PEWAUKEE Wards 1-10 | 1,168 | 1,159 | 9 |
| | City of PEWAUKEE Wards 1-3,11 | 861 | 854 | 7 |
| | City of PEWAUKEE Wards 4-7 | 1,103 | 1,094 | 9 |
| | City of PEWAUKEE Wards 8-10 | 909 | 908 | 1 |
| | City of WAUKESHA Ward 1 | 82 | 82 | 0 |
| | City of WAUKESHA Ward 2 | 99 | 99 | 0 |
| | City of WAUKESHA Ward 3 | 161 | 161 | 0 |
| | City of WAUKESHA Ward 4 | 70 | 68 | 2 |
| | City of WAUKESHA Ward 5 | 142 | 141 | 1 |
| | City of WAUKESHA Ward 6 | 123 | 122 | 1 |
| | City of WAUKESHA Ward 7 | 53 | 53 | 0 |
| | City of WAUKESHA Ward 8 | 49 | 48 | 1 |
| | City of WAUKESHA Ward 9 | 69 | 68 | 1 |
| | City of WAUKESHA Ward 10 | 57 | 57 | 0 |
| | City of WAUKESHA Ward 12 | 228 | 227 | 1 |
| | City of WAUKESHA Ward 13 | 116 | 115 | 1 |
| | City of WAUKESHA Ward 14 | 208 | 208 | 0 |
| | City of WAUKESHA Ward 15 | 77 | 77 | 0 |
| | City of WAUKESHA Ward 16 | 206 | 205 | 1 |
| | City of WAUKESHA Ward 17 | 260 | 260 | 0 |
| | City of WAUKESHA Ward 18 | 183 | 181 | 2 |
| | City of WAUKESHA Ward 35A | 18 | 18 | 0 |
| | City of WAUKESHA Ward 39 | 273 | 272 | 1 |
| | City of WAUKESHA Ward 40 | 136 | 135 | 1 |
| | City of WAUKESHA Ward 42 | 184 | 184 | 0 |
| | City of WAUKESHA Ward 43 | 300 | 298 | 2 |
| | City of WAUKESHA Ward 44 | 327 | 327 | 0 |
| | City of WAUKESHA Ward 45 | 122 | 119 | 3 |
| | City of WAUKESHA Ward 46 | 152 | 151 | 1 |

WEC Canvass Reporting System

Ward by Ward Report

2022 Partisan Primary

| | | REP | | |
|----------|--------------------------|--------------|--------------|------------|
| | | Total Votes | Adam Neylon | SCATTERING |
| Waukesha | City of WAUKESHA Ward 47 | 77 | 76 | 1 |
| | County Totals: | 7,813 | 7,767 | 46 |
| | Office Totals: | 7,813 | 7,767 | 46 |

WEC Canvass Reporting System

Ward by Ward Report

2022 Partisan Primary

REPRESENTATIVE TO THE ASSEMBLY DISTRICT 99 - Republican

| | | Total Votes Cast | REP | |
|------------------|---|------------------|---------------|------------|
| | | | Cindi Duchow | SCATTERING |
| JEFFERSON | VILLAGE OF LAC LA BELLE Ward 2 | 0 | 0 | 0 |
| | County Totals: | 0 | 0 | 0 |
| WAUKESHA | Town of DELAFIELD Wards 1-2,5-6 | 689 | 683 | 6 |
| | Town of DELAFIELD Wards 3-4 | 440 | 434 | 6 |
| | Town of DELAFIELD Wards 7-11 | 745 | 742 | 3 |
| | Town of LISBON Wards 4-5 | 598 | 595 | 3 |
| | Town of LISBON Ward 6 | 329 | 327 | 2 |
| | Town of LISBON Ward 8 | 44 | 44 | 0 |
| | Town of MERTON Wards 1-3,7-9,11 | 1,253 | 1,247 | 6 |
| | Town of MERTON Wards 4-6,10 | 677 | 675 | 2 |
| | Town of OCONOMOWOC Wards 1-2,4,10 | 690 | 684 | 6 |
| | Town of OCONOMOWOC Wards 3,6-7,11 | 533 | 531 | 2 |
| | Town of OCONOMOWOC Wards 5,8-9 | 619 | 616 | 3 |
| | Village of CHENEQUA Ward 1 | 175 | 175 | 0 |
| | Village of DOUSMAN Ward 5 | 0 | 0 | 0 |
| | Village of HARTLAND Wards 1,2,3,4,5,6,7,8,9,10,11,12,13 | 1,476 | 1,460 | 16 |
| | Village of LAC LA BELLE Ward 1 | 92 | 92 | 0 |
| | Village of MERTON Wards 1-4 | 655 | 651 | 4 |
| | Village of NASHOTAH Wards 1,2 | 265 | 264 | 1 |
| | Village of OCONOMOWOC LAKE Ward 1 | 165 | 165 | 0 |
| | Village of SUMMIT Wards 2-5 | 705 | 697 | 8 |
| | Village of SUSSEX Wards 9-10 | 2 | 2 | 0 |
| | Village of WALES Wards 1,2,3,4 | 485 | 484 | 1 |
| | City of DELAFIELD Wards 1-14 | 1,320 | 1,310 | 10 |
| | County Totals: | 11,957 | 11,878 | 79 |
| | Office Totals: | 11,957 | 11,878 | 79 |

WEC Canvass Reporting System

Ward by Ward Report

2022 Partisan Primary

REPRESENTATIVE TO THE ASSEMBLY DISTRICT 1 - Libertarian

| | | Total Votes Cast | SCATTERING |
|----------------------------------|----------------------------------|---------------------|------------|
| BROWN | Town of EATON Wards 1-2 | 0 | 0 |
| | Town of GREEN BAY Wards 1-3 | 0 | 0 |
| | Town of HUMBOLDT Wards 1-2 | 0 | 0 |
| | Town of SCOTT Wards 1-4 | 0 | 0 |
| | City of GREEN BAY Ward 1 | 0 | 0 |
| | County Totals: | 0 | 0 |
| DOOR | Town of BAILEYS HARBOR Wards 1-3 | 0 | 0 |
| | Town of BRUSSELS Wards 1-2 | 0 | 0 |
| | Town of CLAY BANKS Ward 1 | 0 | 0 |
| | Town of EGG HARBOR Wards 1-3 | 0 | 0 |
| | Town of FORESTVILLE Wards 1-2 | 0 | 0 |
| | Town of GARDNER Wards 1-2 | 0 | 0 |
| | Town of GIBRALTAR Wards 1-2 | 0 | 0 |
| | Town of JACKSONPORT Wards 1-2 | 0 | 0 |
| | Town of LIBERTY GROVE Wards 1-3 | 0 | 0 |
| | Town of NASEWAUPEE Wards 1-4 | 0 | 0 |
| | Town of SEVASTOPOL Wards 1-5 | 0 | 0 |
| | Town of STURGEON BAY Wards 1-2 | 0 | 0 |
| | Town of UNION Wards 1-2 | 0 | 0 |
| | Town of WASHINGTON Ward 1 | 0 | 0 |
| | Village of EGG HARBOR Ward 1 | 0 | 0 |
| | Village of EPHRAIM Wards 1-2 | 0 | 0 |
| | Village of FORESTVILLE Ward 1 | 0 | 0 |
| | Village of SISTER BAY Wards 1-2 | 0 | 0 |
| | City of STURGEON BAY Wards 1-9 | 0 | 0 |
| | City of STURGEON BAY Wards 10-15 | 0 | 0 |
| City of STURGEON BAY Wards 16-21 | 0 | 0 | |
| | County Totals: | 0 | 0 |

WEC Canvass Reporting System

Ward by Ward Report

2022 Partisan Primary

| | | Total Votes Cast | SCATTERING |
|-----------------------|---------------------------------|---------------------|------------|
| KEWAUNEE | Town of AHNAPEE Ward 1 | 0 | 0 |
| | Town of CARLTON Wards 1-2 | 0 | 0 |
| | Town of CASCO Wards 1-3 | 0 | 0 |
| | Town of FRANKLIN Ward 1 | 0 | 0 |
| | Town of LINCOLN Ward 1 | 0 | 0 |
| | Town of LUXEMBURG Wards 1-3 | 0 | 0 |
| | Town of MONTPELIER Wards 1-3 | 0 | 0 |
| | Town of PIERCE Wards 1-3 | 0 | 0 |
| | Town of RED RIVER Wards 1-4 | 0 | 0 |
| | Town of WEST KEWAUNEE Wards 1-2 | 1 | 1 |
| | Village of CASCO Ward 1 | 0 | 0 |
| | Village of LUXEMBURG Wards 1-5 | 0 | 0 |
| | City of ALGOMA Wards 1-7 | 0 | 0 |
| | City of KEWAUNEE Wards 1-6 | 0 | 0 |
| County Totals: | 1 | 1 | |
| Office Totals: | 1 | 1 | |

WEC Canvass Reporting System

Ward by Ward Report

2022 Partisan Primary

REPRESENTATIVE TO THE ASSEMBLY DISTRICT 2 - Libertarian

| | | Total Votes Cast | SCATTERING |
|------------------|----------------------------------|---------------------|------------|
| BROWN | Town of HOLLAND Wards 1-2 | 0 | 0 |
| | Town of LAWRENCE Wards 1-7 | 0 | 0 |
| | Town of MORRISON Wards 1-2 | 0 | 0 |
| | Town of WRIGHTSTOWN Wards 1-4 | 0 | 0 |
| | Village of WRIGHTSTOWN Wards 1-3 | 0 | 0 |
| | City of DE PERE Wards 1-5 | 0 | 0 |
| | City of DE PERE Wards 6-9 | 0 | 0 |
| | City of DE PERE Wards 10-16 | 0 | 0 |
| | City of DE PERE Wards 17-23 | 0 | 0 |
| | County Totals: | 0 | 0 |
| MANITOWOC | Town of COOPERSTOWN Wards 1-2 | 0 | 0 |
| | Town of GIBSON Wards 1-2 | 0 | 0 |
| | Town of MISHICOT Wards 1-2 | 0 | 0 |
| | Town of TWO CREEKS Ward 1 | 0 | 0 |
| | Town of TWO RIVERS Wards 1-3 | 0 | 0 |
| | Village of MARIBEL Ward 1 | 0 | 0 |
| | Village of MISHICOT Wards 1,2 | 0 | 0 |
| | City of TWO RIVERS Wards 1-5 | 0 | 0 |
| | City of TWO RIVERS Wards 6-8 | 0 | 0 |
| | County Totals: | 0 | 0 |
| OUTAGAMIE | VILLAGE OF WRIGHTSTOWN Ward 4 | 0 | 0 |
| | County Totals: | 0 | 0 |
| | Office Totals: | 0 | 0 |

WEC Canvass Reporting System

Ward by Ward Report

2022 Partisan Primary

REPRESENTATIVE TO THE ASSEMBLY DISTRICT 3 - Libertarian

| | Total Votes Cast | SCATTERING |
|---|---------------------|------------|
| CALUMET | | |
| Town of BRILLION Wards 1-2 | 0 | 0 |
| Town of RANTOUL Ward 1 | 0 | 0 |
| Town of WOODVILLE Ward 1 | 0 | 0 |
| Village of HARRISON Wards 3-14 | 0 | 0 |
| Village of HILBERT Wards 1-2 | 0 | 0 |
| Village of POTTER Ward 1 | 0 | 0 |
| Village of SHERWOOD Wards 1-5 | 0 | 0 |
| CITY OF APPLETON Ward 13 | 0 | 0 |
| CITY OF APPLETON Ward 14 | 0 | 0 |
| CITY OF APPLETON Ward 15 | 0 | 0 |
| CITY OF APPLETON Ward 25 | 0 | 0 |
| CITY OF APPLETON Ward 44 | 1 | 1 |
| CITY OF APPLETON Ward 45 | 0 | 0 |
| CITY OF APPLETON Ward 46 | 0 | 0 |
| CITY OF APPLETON Ward 47 | 0 | 0 |
| City of BRILLION Wards 1-6 | 0 | 0 |
| CITY OF KAUKAUNA Ward 12 | 0 | 0 |
| CITY OF MENASHA Wards 14-16 | 0 | 0 |
| County Totals: | 1 | 1 |
| MANITOWOC | | |
| Town of MAPLE GROVE Ward 1 | 0 | 0 |
| County Totals: | 0 | 0 |
| OUTAGAMIE | | |
| Town of BUCHANAN Wards 1-9 | 0 | 0 |
| Village of COMBINED LOCKS Wards 1,2,3,4,5 | 0 | 0 |
| VILLAGE OF HARRISON Wards 1-2 | 0 | 0 |
| Village of KIMBERLY Wards 1-9 | 0 | 0 |
| City of APPLETON Ward 8 | 0 | 0 |
| City of APPLETON Ward 9 | 0 | 0 |
| City of KAUKAUNA Wards 13-15 | 0 | 0 |
| City of KAUKAUNA Ward 16 | 0 | 0 |

WEC Canvass Reporting System

Ward by Ward Report

2022 Partisan Primary

OUTAGAMIE

| | Total Votes Cast | |
|-----------------------|---------------------|----------|
| County Totals: | 0 | 0 |
| Office Totals: | 1 | 1 |

SCATTERING

WEC Canvass Reporting System

Ward by Ward Report

2022 Partisan Primary

REPRESENTATIVE TO THE ASSEMBLY DISTRICT 4 - Libertarian

| | Total Votes Cast | SCATTERING |
|-------------------------------------|---------------------|------------|
| BROWN | | |
| Village of ALLOUEZ Wards 1-2 | 0 | 0 |
| Village of ALLOUEZ Wards 3-4 | 0 | 0 |
| Village of ALLOUEZ Wards 5-6 | 0 | 0 |
| Village of ALLOUEZ Wards 7-9 | 0 | 0 |
| Village of ASHWAUBENON Wards 1-2 | 0 | 0 |
| Village of ASHWAUBENON Wards 3-4 | 0 | 0 |
| Village of ASHWAUBENON Wards 5-6 | 0 | 0 |
| Village of ASHWAUBENON Wards 7-8 | 0 | 0 |
| Village of ASHWAUBENON Ward 9 | 0 | 0 |
| Village of HOWARD Wards 1-2,9-12,14 | 1 | 1 |
| Village of HOWARD Wards 5,21 | 1 | 1 |
| Village of HOWARD Wards 7-8,18-19 | 0 | 0 |
| Village of HOWARD Wards 15-17 | 0 | 0 |
| City of GREEN BAY Ward 31A | 0 | 0 |
| City of GREEN BAY Ward 32 | 0 | 0 |
| City of GREEN BAY Ward 42 | 0 | 0 |
| City of GREEN BAY Ward 43 | 0 | 0 |
| City of GREEN BAY Ward 44 | 0 | 0 |
| City of GREEN BAY Ward 45 | 0 | 0 |
| City of GREEN BAY Ward 46 | 0 | 0 |
| City of GREEN BAY Ward 47 | 0 | 0 |
| County Totals: | 2 | 2 |
| OUTAGAMIE | | |
| VILLAGE OF HOWARD Ward 20 | 0 | 0 |
| County Totals: | 0 | 0 |
| Office Totals: | 2 | 2 |

WEC Canvass Reporting System

Ward by Ward Report

2022 Partisan Primary

REPRESENTATIVE TO THE ASSEMBLY DISTRICT 5 - Libertarian

| | | Total Votes Cast | SCATTERING |
|-----------------------|-------------------------------------|---------------------|------------|
| BROWN | Village of ASHWAUBENON Ward 10 | 0 | 0 |
| | Village of ASHWAUBENON Wards 11-12 | 1 | 1 |
| | Village of HOBART Wards 1-7 | 0 | 0 |
| | Village of HOBART Wards 8-11 | 0 | 0 |
| County Totals: | | 1 | 1 |
| OUTAGAMIE | Town of FREEDOM Wards 1-8 | 0 | 0 |
| | Town of KAUKAUNA Wards 1-3 | 0 | 0 |
| | Town of ONEIDA Wards 1-6 | 0 | 0 |
| | Town of OSBORN Wards 1-2 | 0 | 0 |
| | Town of SEYMOUR Ward 1 | 0 | 0 |
| | Town of VANDENBROEK Wards 1-3 | 0 | 0 |
| | Village of LITTLE CHUTE Wards 1,10 | 0 | 0 |
| | Village of LITTLE CHUTE Wards 2-3,9 | 0 | 0 |
| | Village of LITTLE CHUTE Wards 4-5 | 0 | 0 |
| | Village of LITTLE CHUTE Wards 6,8 | 0 | 0 |
| | Village of LITTLE CHUTE Ward 7 | 0 | 0 |
| | City of APPLETON Ward 53 | 0 | 0 |
| | City of KAUKAUNA Wards 1-5 | 0 | 0 |
| | City of KAUKAUNA Wards 6-11 | 0 | 0 |
| County Totals: | | 0 | 0 |
| Office Totals: | | 1 | 1 |

WEC Canvass Reporting System

Ward by Ward Report

2022 Partisan Primary

REPRESENTATIVE TO THE ASSEMBLY DISTRICT 6 - Libertarian

| | | Total Votes Cast | SCATTERING |
|-----------------------|----------------------------------|---------------------|------------|
| BROWN | Town of PITTSFIELD Wards 1-3 | 0 | 0 |
| | Village of PULASKI Wards 1-3,6 | 0 | 0 |
| | County Totals: | 0 | 0 |
| OCONTO | VILLAGE OF PULASKI Ward 5 | 0 | 0 |
| | County Totals: | 0 | 0 |
| OUTAGAMIE | Town of BLACK CREEK Wards 1-2 | 0 | 0 |
| | Town of BOVINA Wards 1-2 | 0 | 0 |
| | Town of CICERO Wards 1-2 | 0 | 0 |
| | Town of DEER CREEK Ward 1 | 0 | 0 |
| | Town of ELLINGTON Wards 1-5 | 0 | 0 |
| | Town of HORTONIA Wards 1-2 | 0 | 0 |
| | Town of LIBERTY Ward 1 | 0 | 0 |
| | Town of MAINE Ward 1 | 0 | 0 |
| | Town of SEYMOUR Ward 2 | 0 | 0 |
| | Village of BEAR CREEK Ward 1 | 0 | 0 |
| | Village of BLACK CREEK Wards 1-2 | 0 | 0 |
| | Village of HORTONVILLE Wards 1-4 | 0 | 0 |
| | Village of NICHOLS Ward 1 | 0 | 0 |
| | Village of SHIOCTON Ward 1 | 0 | 0 |
| | CITY OF NEW LONDON Ward 12 | 0 | 0 |
| | City of SEYMOUR Wards 1-6 | 0 | 0 |
| County Totals: | 0 | 0 | |
| SHAWANO | Town of ANGELICA Wards 1-3 | 0 | 0 |
| | Town of BELLE PLAINE Wards 1-4 | 0 | 0 |
| | Town of FAIRBANKS Ward 1 | 0 | 0 |
| | Town of GERMANIA Ward 1 | 0 | 0 |
| | Town of GRANT Ward 1 | 0 | 0 |
| | Town of HARTLAND Wards 1-2 | 0 | 0 |

WEC Canvass Reporting System

Ward by Ward Report

2022 Partisan Primary

| | Total Votes Cast | SCATTERING |
|---------------------------------|------------------|------------|
| SHAWANO | | |
| Town of HERMAN Wards 1-2 | 0 | 0 |
| Town of LESSOR Wards 1-2 | 0 | 0 |
| Town of MAPLE GROVE Ward 1 | 0 | 0 |
| Town of MORRIS Wards 1-2 | 0 | 0 |
| Town of NAVARINO Wards 1-2 | 0 | 0 |
| Town of PELLA Ward 1 | 0 | 0 |
| Town of RICHMOND Wards 1-3 | 0 | 0 |
| Town of SENECA Ward 1 | 0 | 0 |
| Town of WAUKECHON Wards 1-2 | 0 | 0 |
| Town of WESCOTT Wards 1-5 | 0 | 0 |
| Town of WITTENBERG Wards 1-2 | 0 | 0 |
| Village of BONDUEL Wards 1-2 | 0 | 0 |
| Village of BOWLER Wards 1-2 | 0 | 0 |
| Village of GRESHAM Ward 1 | 0 | 0 |
| VILLAGE OF PULASKI Wards 4,7 | 0 | 0 |
| Village of TIGERTON Ward 1 | 0 | 0 |
| Village of WITTENBERG Wards 1-2 | 0 | 0 |
| City of SHAWANO Wards 1-2 | 0 | 0 |
| City of SHAWANO Wards 3-4 | 0 | 0 |
| City of SHAWANO Wards 5-6 | 0 | 0 |
| City of SHAWANO Wards 7-8 | 0 | 0 |
| City of SHAWANO Wards 9-10 | 0 | 0 |
| City of SHAWANO Wards 11-12 | 0 | 0 |
| County Totals: | 0 | 0 |
| WAUPACA | | |
| Town of MATTESON Ward 1 | 0 | 0 |
| Village of EMBARRASS Ward 1 | 0 | 0 |
| County Totals: | 0 | 0 |
| Office Totals: | 0 | 0 |

WEC Canvass Reporting System

Ward by Ward Report

2022 Partisan Primary

REPRESENTATIVE TO THE ASSEMBLY DISTRICT 7 - Libertarian

| | Total Votes Cast | SCATTERING |
|-------------------------------------|---------------------|------------|
| MILWAUKEE City of GREENFIELD Ward 1 | 0 | 0 |
| City of GREENFIELD Ward 3 | 0 | 0 |
| City of GREENFIELD Ward 4 | 0 | 0 |
| City of GREENFIELD Ward 5 | 0 | 0 |
| City of GREENFIELD Ward 6 | 0 | 0 |
| City of GREENFIELD Ward 7 | 0 | 0 |
| City of GREENFIELD Ward 22 | 0 | 0 |
| City of MILWAUKEE Ward 201 | 0 | 0 |
| City of MILWAUKEE Ward 202 | 0 | 0 |
| City of MILWAUKEE Ward 203 | 0 | 0 |
| City of MILWAUKEE Ward 204 | 0 | 0 |
| City of MILWAUKEE Ward 205 | 0 | 0 |
| City of MILWAUKEE Ward 206 | 1 | 1 |
| City of MILWAUKEE Ward 207 | 0 | 0 |
| City of MILWAUKEE Ward 208 | 0 | 0 |
| City of MILWAUKEE Ward 254 | 0 | 0 |
| City of MILWAUKEE Ward 255 | 0 | 0 |
| City of MILWAUKEE Ward 256 | 0 | 0 |
| City of MILWAUKEE Ward 257 | 0 | 0 |
| City of MILWAUKEE Ward 258 | 0 | 0 |
| City of MILWAUKEE Ward 268 | 0 | 0 |
| City of MILWAUKEE Ward 269 | 0 | 0 |
| City of MILWAUKEE Ward 270 | 0 | 0 |
| City of MILWAUKEE Ward 296 | 0 | 0 |
| City of MILWAUKEE Ward 297 | 0 | 0 |
| City of MILWAUKEE Ward 298 | 0 | 0 |
| City of MILWAUKEE Ward 299 | 0 | 0 |
| City of MILWAUKEE Ward 343 | 0 | 0 |
| City of MILWAUKEE Ward 344 | 0 | 0 |

WEC Canvass Reporting System

Ward by Ward Report

2022 Partisan Primary

| | | Total Votes Cast | SCATTERING |
|------------------|----------------------------|---------------------|------------|
| MILWAUKEE | City of MILWAUKEE Ward 345 | 0 | 0 |
| | City of MILWAUKEE Ward 350 | 0 | 0 |
| | City of MILWAUKEE Ward 351 | 0 | 0 |
| | City of WEST ALLIS Ward 1 | 0 | 0 |
| | City of WEST ALLIS Ward 2 | 0 | 0 |
| | City of WEST ALLIS Ward 3 | 0 | 0 |
| | City of WEST ALLIS Ward 4 | 0 | 0 |
| | City of WEST ALLIS Ward 5 | 0 | 0 |
| | City of WEST ALLIS Ward 16 | 0 | 0 |
| | City of WEST ALLIS Ward 17 | 0 | 0 |
| | County Totals: | 1 | 1 |
| | Office Totals: | 1 | 1 |

WEC Canvass Reporting System

Ward by Ward Report

2022 Partisan Primary

REPRESENTATIVE TO THE ASSEMBLY DISTRICT 8 - Libertarian

| | Total Votes Cast | SCATTERING |
|--------------------------------------|---------------------|------------|
| MILWAUKEE City of MILWAUKEE Ward 217 | 0 | 0 |
| City of MILWAUKEE Ward 218 | 0 | 0 |
| City of MILWAUKEE Ward 219 | 0 | 0 |
| City of MILWAUKEE Ward 220 | 0 | 0 |
| City of MILWAUKEE Ward 223 | 0 | 0 |
| City of MILWAUKEE Ward 224 | 0 | 0 |
| City of MILWAUKEE Ward 225 | 0 | 0 |
| City of MILWAUKEE Ward 226 | 0 | 0 |
| City of MILWAUKEE Ward 227 | 0 | 0 |
| City of MILWAUKEE Ward 228 | 0 | 0 |
| City of MILWAUKEE Ward 229 | 0 | 0 |
| City of MILWAUKEE Ward 230 | 0 | 0 |
| City of MILWAUKEE Ward 231 | 0 | 0 |
| City of MILWAUKEE Ward 232 | 0 | 0 |
| City of MILWAUKEE Ward 233 | 0 | 0 |
| City of MILWAUKEE Ward 234 | 0 | 0 |
| City of MILWAUKEE Ward 235 | 0 | 0 |
| City of MILWAUKEE Ward 242 | 0 | 0 |
| City of MILWAUKEE Ward 243 | 0 | 0 |
| City of MILWAUKEE Ward 244 | 0 | 0 |
| City of MILWAUKEE Ward 245 | 0 | 0 |
| City of MILWAUKEE Ward 246 | 0 | 0 |
| City of MILWAUKEE Ward 247 | 0 | 0 |
| City of MILWAUKEE Ward 280 | 0 | 0 |
| City of MILWAUKEE Ward 283 | 0 | 0 |
| City of MILWAUKEE Ward 305 | 0 | 0 |
| City of MILWAUKEE Ward 306 | 0 | 0 |
| City of MILWAUKEE Ward 307 | 0 | 0 |
| City of MILWAUKEE Ward 308 | 0 | 0 |

WEC Canvass Reporting System

Ward by Ward Report

2022 Partisan Primary

| | | Total Votes Cast | SCATTERING |
|------------------|----------------------------|---------------------|------------|
| MILWAUKEE | City of MILWAUKEE Ward 309 | 0 | 0 |
| | City of MILWAUKEE Ward 310 | 0 | 0 |
| | City of MILWAUKEE Ward 337 | 0 | 0 |
| | City of MILWAUKEE Ward 339 | 0 | 0 |
| | City of MILWAUKEE Ward 342 | 0 | 0 |
| | County Totals: | 0 | 0 |
| | Office Totals: | 0 | 0 |

WEC Canvass Reporting System

Ward by Ward Report

2022 Partisan Primary

REPRESENTATIVE TO THE ASSEMBLY DISTRICT 9 - Libertarian

| | Total Votes Cast | SCATTERING |
|--|---------------------|------------|
| MILWAUKEE Village of WEST MILWAUKEE Wards 1-2,5 | 0 | 0 |
| Village of WEST MILWAUKEE Wards 3-4,6 | 0 | 0 |
| City of MILWAUKEE Ward 210 | 0 | 0 |
| City of MILWAUKEE Ward 211 | 0 | 0 |
| City of MILWAUKEE Ward 212 | 0 | 0 |
| City of MILWAUKEE Ward 213 | 0 | 0 |
| City of MILWAUKEE Ward 214 | 0 | 0 |
| City of MILWAUKEE Ward 215 | 0 | 0 |
| City of MILWAUKEE Ward 216 | 0 | 0 |
| City of MILWAUKEE Ward 221 | 0 | 0 |
| City of MILWAUKEE Ward 222 | 0 | 0 |
| City of MILWAUKEE Ward 248 | 0 | 0 |
| City of MILWAUKEE Ward 249 | 0 | 0 |
| City of MILWAUKEE Ward 250 | 0 | 0 |
| City of MILWAUKEE Ward 251 | 0 | 0 |
| City of MILWAUKEE Ward 252 | 0 | 0 |
| City of MILWAUKEE Ward 253 | 0 | 0 |
| City of MILWAUKEE Ward 271 | 0 | 0 |
| City of MILWAUKEE Ward 272 | 0 | 0 |
| City of MILWAUKEE Ward 273 | 0 | 0 |
| City of MILWAUKEE Ward 274 | 0 | 0 |
| City of MILWAUKEE Ward 275 | 0 | 0 |
| City of MILWAUKEE Ward 276 | 0 | 0 |
| City of MILWAUKEE Ward 277 | 0 | 0 |
| City of MILWAUKEE Ward 278 | 0 | 0 |
| City of MILWAUKEE Ward 279 | 0 | 0 |
| City of MILWAUKEE Ward 294 | 0 | 0 |
| City of MILWAUKEE Ward 295 | 0 | 0 |
| City of MILWAUKEE Ward 311 | 0 | 0 |

WEC Canvass Reporting System

Ward by Ward Report

2022 Partisan Primary

| | | Total Votes Cast | SCATTERING |
|------------------|----------------------------|---------------------|------------|
| MILWAUKEE | City of MILWAUKEE Ward 312 | 0 | 0 |
| | City of MILWAUKEE Ward 338 | 0 | 0 |
| | City of MILWAUKEE Ward 346 | 0 | 0 |
| | County Totals: | 0 | 0 |
| | Office Totals: | 0 | 0 |

WEC Canvass Reporting System

Ward by Ward Report

2022 Partisan Primary

REPRESENTATIVE TO THE ASSEMBLY DISTRICT 10 - Libertarian

| | Total Votes Cast | SCATTERING |
|---|---------------------|------------|
| MILWAUKEE Village of SHOREWOOD Wards 1-4 | 0 | 0 |
| Village of SHOREWOOD Wards 5-8 | 0 | 0 |
| Village of SHOREWOOD Wards 9-12 | 1 | 1 |
| City of GLENDALE Wards 1,7 | 0 | 0 |
| City of GLENDALE Wards 2,8 | 0 | 0 |
| City of GLENDALE Wards 3,9 | 0 | 0 |
| City of GLENDALE Wards 4,10 | 1 | 1 |
| City of GLENDALE Wards 5,11 | 0 | 0 |
| City of GLENDALE Wards 6,12 | 0 | 0 |
| City of MILWAUKEE Ward 55 | 0 | 0 |
| City of MILWAUKEE Ward 56 | 0 | 0 |
| City of MILWAUKEE Ward 57 | 0 | 0 |
| City of MILWAUKEE Ward 58 | 0 | 0 |
| City of MILWAUKEE Ward 59 | 0 | 0 |
| City of MILWAUKEE Ward 60 | 0 | 0 |
| City of MILWAUKEE Ward 108 | 0 | 0 |
| City of MILWAUKEE Ward 109 | 0 | 0 |
| City of MILWAUKEE Ward 110 | 0 | 0 |
| City of MILWAUKEE Ward 111 | 0 | 0 |
| City of MILWAUKEE Ward 112 | 0 | 0 |
| City of MILWAUKEE Ward 113 | 0 | 0 |
| City of MILWAUKEE Ward 114 | 0 | 0 |
| City of MILWAUKEE Ward 115 | 0 | 0 |
| City of MILWAUKEE Ward 116 | 0 | 0 |
| City of MILWAUKEE Ward 117 | 0 | 0 |
| City of MILWAUKEE Ward 118 | 0 | 0 |
| City of MILWAUKEE Ward 119 | 0 | 0 |
| City of MILWAUKEE Ward 120 | 0 | 0 |
| City of MILWAUKEE Ward 121 | 0 | 0 |

WEC Canvass Reporting System

Ward by Ward Report

2022 Partisan Primary

| | | Total Votes Cast | SCATTERING |
|------------------|----------------------------|---------------------|------------|
| MILWAUKEE | City of MILWAUKEE Ward 136 | 0 | 0 |
| | City of MILWAUKEE Ward 330 | 0 | 0 |
| | County Totals: | 2 | 2 |
| | Office Totals: | 2 | 2 |

WEC Canvass Reporting System

Ward by Ward Report

2022 Partisan Primary

REPRESENTATIVE TO THE ASSEMBLY DISTRICT 11 - Libertarian

| | Total Votes Cast | SCATTERING |
|---|---------------------|------------|
| MILWAUKEE City of MILWAUKEE Ward 9 | 0 | 0 |
| City of MILWAUKEE Ward 11 | 1 | 1 |
| City of MILWAUKEE Ward 12 | 0 | 0 |
| City of MILWAUKEE Ward 13 | 0 | 0 |
| City of MILWAUKEE Ward 14 | 0 | 0 |
| City of MILWAUKEE Ward 15 | 0 | 0 |
| City of MILWAUKEE Ward 16 | 0 | 0 |
| City of MILWAUKEE Ward 17 | 0 | 0 |
| City of MILWAUKEE Ward 18 | 0 | 0 |
| City of MILWAUKEE Ward 19 | 0 | 0 |
| City of MILWAUKEE Ward 20 | 0 | 0 |
| City of MILWAUKEE Ward 21 | 0 | 0 |
| City of MILWAUKEE Ward 22 | 0 | 0 |
| City of MILWAUKEE Ward 23 | 0 | 0 |
| City of MILWAUKEE Ward 24 | 0 | 0 |
| City of MILWAUKEE Ward 25 | 0 | 0 |
| City of MILWAUKEE Ward 26 | 0 | 0 |
| City of MILWAUKEE Ward 29 | 0 | 0 |
| City of MILWAUKEE Ward 39 | 0 | 0 |
| City of MILWAUKEE Ward 40 | 0 | 0 |
| City of MILWAUKEE Ward 41 | 0 | 0 |
| City of MILWAUKEE Ward 42 | 0 | 0 |
| City of MILWAUKEE Ward 44 | 0 | 0 |
| City of MILWAUKEE Ward 45 | 0 | 0 |
| City of MILWAUKEE Ward 46 | 0 | 0 |
| City of MILWAUKEE Ward 47 | 0 | 0 |
| City of MILWAUKEE Ward 48 | 0 | 0 |
| City of MILWAUKEE Ward 49 | 0 | 0 |
| City of MILWAUKEE Ward 50 | 0 | 0 |

WEC Canvass Reporting System

Ward by Ward Report

2022 Partisan Primary

| | | Total Votes Cast | SCATTERING |
|------------------|----------------------------|---------------------|------------|
| MILWAUKEE | City of MILWAUKEE Ward 51 | 0 | 0 |
| | City of MILWAUKEE Ward 52 | 0 | 0 |
| | City of MILWAUKEE Ward 53 | 0 | 0 |
| | City of MILWAUKEE Ward 54 | 0 | 0 |
| | City of MILWAUKEE Ward 318 | 0 | 0 |
| | County Totals: | 1 | 1 |
| | Office Totals: | 1 | 1 |

WEC Canvass Reporting System

Ward by Ward Report

2022 Partisan Primary

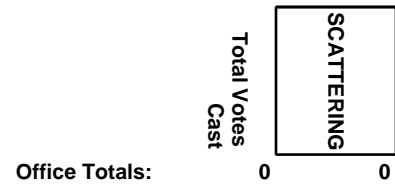
REPRESENTATIVE TO THE ASSEMBLY DISTRICT 12 - Libertarian

| | | Total Votes Cast | SCATTERING |
|------------------|------------------------------|---------------------|------------|
| MILWAUKEE | Village of BROWN DEER Ward 3 | 0 | 0 |
| | City of MILWAUKEE Ward 1 | 0 | 0 |
| | City of MILWAUKEE Ward 2 | 0 | 0 |
| | City of MILWAUKEE Ward 3 | 0 | 0 |
| | City of MILWAUKEE Ward 4 | 0 | 0 |
| | City of MILWAUKEE Ward 5 | 0 | 0 |
| | City of MILWAUKEE Ward 6 | 0 | 0 |
| | City of MILWAUKEE Ward 7 | 0 | 0 |
| | City of MILWAUKEE Ward 8 | 0 | 0 |
| | City of MILWAUKEE Ward 10 | 0 | 0 |
| | City of MILWAUKEE Ward 27 | 0 | 0 |
| | City of MILWAUKEE Ward 28 | 0 | 0 |
| | City of MILWAUKEE Ward 30 | 0 | 0 |
| | City of MILWAUKEE Ward 31 | 0 | 0 |
| | City of MILWAUKEE Ward 32 | 0 | 0 |
| | City of MILWAUKEE Ward 33 | 0 | 0 |
| | City of MILWAUKEE Ward 34 | 0 | 0 |
| | City of MILWAUKEE Ward 35 | 0 | 0 |
| | City of MILWAUKEE Ward 36 | 0 | 0 |
| | City of MILWAUKEE Ward 37 | 0 | 0 |
| | City of MILWAUKEE Ward 38 | 0 | 0 |
| | City of MILWAUKEE Ward 75 | 0 | 0 |
| | City of MILWAUKEE Ward 76 | 0 | 0 |
| | City of MILWAUKEE Ward 77 | 0 | 0 |
| | City of MILWAUKEE Ward 78 | 0 | 0 |
| | City of MILWAUKEE Ward 82 | 0 | 0 |
| | City of MILWAUKEE Ward 315 | 0 | 0 |
| | City of WAUWATOSA Ward 24A | 0 | 0 |
| | County Totals: | 0 | 0 |

WEC Canvass Reporting System

Ward by Ward Report

2022 Partisan Primary



WEC Canvass Reporting System

Ward by Ward Report

2022 Partisan Primary

REPRESENTATIVE TO THE ASSEMBLY DISTRICT 13 - Libertarian

| | | Total Votes Cast | SCATTERING |
|----------------------------|-----------------------------------|---------------------|------------|
| MILWAUKEE | City of WAUWATOSA Ward 9B | 0 | 0 |
| | City of WAUWATOSA Ward 19 | 0 | 0 |
| | City of WAUWATOSA Ward 20A | 0 | 0 |
| | City of WAUWATOSA Ward 21B | 0 | 0 |
| County Totals: | | 0 | 0 |
| WAUKESHA | Town of BROOKFIELD Wards 1-2,9-11 | 0 | 0 |
| | Town of BROOKFIELD Wards 3-8 | 0 | 0 |
| | Village of ELM GROVE Wards 1-4 | 0 | 0 |
| | Village of ELM GROVE Wards 5-8 | 0 | 0 |
| | City of BROOKFIELD Ward 1 | 0 | 0 |
| | City of BROOKFIELD Ward 2 | 0 | 0 |
| | City of BROOKFIELD Ward 3 | 0 | 0 |
| | City of BROOKFIELD Ward 4 | 0 | 0 |
| | City of BROOKFIELD Ward 5 | 0 | 0 |
| | City of BROOKFIELD Ward 6 | 0 | 0 |
| | City of BROOKFIELD Ward 7 | 0 | 0 |
| | City of BROOKFIELD Ward 8 | 0 | 0 |
| | City of BROOKFIELD Ward 9 | 0 | 0 |
| | City of BROOKFIELD Ward 10 | 0 | 0 |
| | City of BROOKFIELD Ward 11 | 0 | 0 |
| | City of BROOKFIELD Ward 12 | 0 | 0 |
| | City of BROOKFIELD Ward 13 | 0 | 0 |
| | City of BROOKFIELD Ward 14 | 0 | 0 |
| | City of BROOKFIELD Ward 15 | 0 | 0 |
| | City of BROOKFIELD Ward 16 | 0 | 0 |
| City of BROOKFIELD Ward 17 | 0 | 0 | |
| City of BROOKFIELD Ward 18 | 0 | 0 | |
| City of BROOKFIELD Ward 19 | 0 | 0 | |
| City of BROOKFIELD Ward 20 | 0 | 0 | |

WEC Canvass Reporting System

Ward by Ward Report

2022 Partisan Primary

| | | Total Votes Cast | SCATTERING |
|-----------------|----------------------------|---------------------|------------|
| WAUKESHA | City of BROOKFIELD Ward 21 | 0 | 0 |
| | County Totals: | 0 | 0 |
| | Office Totals: | 0 | 0 |

WEC Canvass Reporting System

Ward by Ward Report

2022 Partisan Primary

REPRESENTATIVE TO THE ASSEMBLY DISTRICT 14 - Libertarian

| | | Total Votes Cast | SCATTERING |
|------------------|----------------------------|---------------------|------------|
| MILWAUKEE | City of WAUWATOSA Ward 1 | 0 | 0 |
| | City of WAUWATOSA Ward 2A | 0 | 0 |
| | City of WAUWATOSA Ward 4B | 0 | 0 |
| | City of WAUWATOSA Ward 5 | 0 | 0 |
| | City of WAUWATOSA Ward 6A | 0 | 0 |
| | City of WAUWATOSA Ward 7 | 0 | 0 |
| | City of WAUWATOSA Ward 8 | 0 | 0 |
| | City of WAUWATOSA Ward 9A | 1 | 1 |
| | City of WAUWATOSA Ward 12A | 0 | 0 |
| | City of WAUWATOSA Ward 13 | 0 | 0 |
| | City of WAUWATOSA Ward 14 | 0 | 0 |
| | City of WAUWATOSA Ward 15 | 1 | 1 |
| | City of WAUWATOSA Ward 16 | 0 | 0 |
| | City of WAUWATOSA Ward 17 | 0 | 0 |
| | City of WAUWATOSA Ward 18 | 0 | 0 |
| | City of WAUWATOSA Ward 20B | 0 | 0 |
| | City of WAUWATOSA Ward 21A | 0 | 0 |
| | City of WAUWATOSA Ward 22 | 0 | 0 |
| | City of WAUWATOSA Ward 23 | 0 | 0 |
| | City of WAUWATOSA Ward 24B | 0 | 0 |
| | City of WEST ALLIS Ward 6 | 0 | 0 |
| | City of WEST ALLIS Ward 7 | 0 | 0 |
| | City of WEST ALLIS Ward 8 | 0 | 0 |
| | City of WEST ALLIS Ward 9 | 0 | 0 |
| | City of WEST ALLIS Ward 10 | 0 | 0 |
| | City of WEST ALLIS Ward 11 | 0 | 0 |
| | City of WEST ALLIS Ward 12 | 0 | 0 |
| | City of WEST ALLIS Ward 13 | 0 | 0 |
| | City of WEST ALLIS Ward 14 | 0 | 0 |

WEC Canvass Reporting System

Ward by Ward Report

2022 Partisan Primary

| | | Total Votes Cast | SCATTERING |
|------------------|----------------------------|---------------------|------------|
| MILWAUKEE | City of WEST ALLIS Ward 18 | 0 | 0 |
| | City of WEST ALLIS Ward 22 | 0 | 0 |
| | City of WEST ALLIS Ward 23 | 0 | 0 |
| | County Totals: | 2 | 2 |
| | Office Totals: | 2 | 2 |

WEC Canvass Reporting System

Ward by Ward Report

2022 Partisan Primary

REPRESENTATIVE TO THE ASSEMBLY DISTRICT 15 - Libertarian

| | | Total Votes Cast | SCATTERING |
|----------------------------|------------------------------------|---------------------|------------|
| MILWAUKEE | City of WEST ALLIS Ward 15 | 0 | 0 |
| | City of WEST ALLIS Ward 19 | 0 | 0 |
| | City of WEST ALLIS Ward 20 | 0 | 0 |
| | City of WEST ALLIS Ward 21 | 0 | 0 |
| | City of WEST ALLIS Ward 24 | 0 | 0 |
| | City of WEST ALLIS Ward 25 | 0 | 0 |
| | City of WEST ALLIS Ward 26 | 0 | 0 |
| County Totals: | | 0 | 0 |
| WAUKESHA | Village of WAUKESHA Wards 6-7,9-11 | 0 | 0 |
| | City of NEW BERLIN Ward 1 | 0 | 0 |
| | City of NEW BERLIN Ward 2 | 0 | 0 |
| | City of NEW BERLIN Ward 3 | 0 | 0 |
| | City of NEW BERLIN Ward 4 | 1 | 1 |
| | City of NEW BERLIN Ward 5 | 0 | 0 |
| | City of NEW BERLIN Ward 6 | 0 | 0 |
| | City of NEW BERLIN Ward 7 | 0 | 0 |
| | City of NEW BERLIN Ward 8 | 0 | 0 |
| | City of NEW BERLIN Ward 9 | 1 | 1 |
| | City of NEW BERLIN Ward 10 | 0 | 0 |
| | City of NEW BERLIN Ward 11 | 0 | 0 |
| | City of NEW BERLIN Ward 12 | 0 | 0 |
| | City of NEW BERLIN Ward 13 | 0 | 0 |
| | City of NEW BERLIN Ward 14 | 0 | 0 |
| | City of NEW BERLIN Ward 15 | 0 | 0 |
| | City of NEW BERLIN Ward 16 | 0 | 0 |
| | City of NEW BERLIN Ward 17 | 0 | 0 |
| | City of NEW BERLIN Ward 18 | 2 | 2 |
| | City of NEW BERLIN Ward 19 | 1 | 1 |
| City of NEW BERLIN Ward 20 | 0 | 0 | |

WEC Canvass Reporting System

Ward by Ward Report

2022 Partisan Primary

| | | Total Votes Cast | SCATTERING |
|-----------------|----------------------------|---------------------|------------|
| WAUKESHA | City of NEW BERLIN Ward 21 | 0 | 0 |
| | County Totals: | 5 | 5 |
| | Office Totals: | 5 | 5 |

WEC Canvass Reporting System

Ward by Ward Report

2022 Partisan Primary

REPRESENTATIVE TO THE ASSEMBLY DISTRICT 16 - Libertarian

| | Total Votes Cast | SCATTERING |
|---|---------------------|------------|
| MILWAUKEE City of MILWAUKEE Ward 102 | 0 | 0 |
| City of MILWAUKEE Ward 103 | 0 | 0 |
| City of MILWAUKEE Ward 104 | 0 | 0 |
| City of MILWAUKEE Ward 105 | 0 | 0 |
| City of MILWAUKEE Ward 106 | 0 | 0 |
| City of MILWAUKEE Ward 107 | 0 | 0 |
| City of MILWAUKEE Ward 134 | 0 | 0 |
| City of MILWAUKEE Ward 135 | 0 | 0 |
| City of MILWAUKEE Ward 137 | 0 | 0 |
| City of MILWAUKEE Ward 138 | 0 | 0 |
| City of MILWAUKEE Ward 139 | 0 | 0 |
| City of MILWAUKEE Ward 140 | 0 | 0 |
| City of MILWAUKEE Ward 142 | 0 | 0 |
| City of MILWAUKEE Ward 143 | 0 | 0 |
| City of MILWAUKEE Ward 144 | 0 | 0 |
| City of MILWAUKEE Ward 145 | 0 | 0 |
| City of MILWAUKEE Ward 146 | 0 | 0 |
| City of MILWAUKEE Ward 147 | 0 | 0 |
| City of MILWAUKEE Ward 148 | 0 | 0 |
| City of MILWAUKEE Ward 166 | 0 | 0 |
| City of MILWAUKEE Ward 167 | 0 | 0 |
| City of MILWAUKEE Ward 168 | 0 | 0 |
| City of MILWAUKEE Ward 169 | 0 | 0 |
| City of MILWAUKEE Ward 170 | 0 | 0 |
| City of MILWAUKEE Ward 171 | 0 | 0 |
| City of MILWAUKEE Ward 172 | 0 | 0 |
| City of MILWAUKEE Ward 173 | 0 | 0 |
| City of MILWAUKEE Ward 183 | 0 | 0 |
| City of MILWAUKEE Ward 184 | 0 | 0 |

WEC Canvass Reporting System

Ward by Ward Report

2022 Partisan Primary

| | | Total Votes Cast | SCATTERING |
|------------------|----------------------------|---------------------|------------|
| MILWAUKEE | City of MILWAUKEE Ward 185 | 0 | 0 |
| | City of MILWAUKEE Ward 186 | 0 | 0 |
| | City of MILWAUKEE Ward 187 | 0 | 0 |
| | City of MILWAUKEE Ward 188 | 0 | 0 |
| | City of MILWAUKEE Ward 196 | 0 | 0 |
| | City of MILWAUKEE Ward 329 | 0 | 0 |
| | City of MILWAUKEE Ward 331 | 0 | 0 |
| | City of MILWAUKEE Ward 332 | 0 | 0 |
| | City of MILWAUKEE Ward 335 | 0 | 0 |
| | City of MILWAUKEE Ward 336 | 1 | 1 |
| | City of MILWAUKEE Ward 353 | 0 | 0 |
| | City of MILWAUKEE Ward 354 | 0 | 0 |
| | County Totals: | 1 | 1 |
| | Office Totals: | 1 | 1 |

WEC Canvass Reporting System

Ward by Ward Report

2022 Partisan Primary

REPRESENTATIVE TO THE ASSEMBLY DISTRICT 17 - Libertarian

| | Total Votes Cast | SCATTERING |
|--|---------------------|------------|
| MILWAUKEE City of MILWAUKEE Ward 43 | 0 | 0 |
| City of MILWAUKEE Ward 61 | 0 | 0 |
| City of MILWAUKEE Ward 63 | 0 | 0 |
| City of MILWAUKEE Ward 64 | 0 | 0 |
| City of MILWAUKEE Ward 65 | 0 | 0 |
| City of MILWAUKEE Ward 66 | 0 | 0 |
| City of MILWAUKEE Ward 67 | 0 | 0 |
| City of MILWAUKEE Ward 68 | 0 | 0 |
| City of MILWAUKEE Ward 69 | 0 | 0 |
| City of MILWAUKEE Ward 70 | 0 | 0 |
| City of MILWAUKEE Ward 71 | 0 | 0 |
| City of MILWAUKEE Ward 72 | 0 | 0 |
| City of MILWAUKEE Ward 73 | 0 | 0 |
| City of MILWAUKEE Ward 74 | 0 | 0 |
| City of MILWAUKEE Ward 79 | 0 | 0 |
| City of MILWAUKEE Ward 80 | 0 | 0 |
| City of MILWAUKEE Ward 81 | 0 | 0 |
| City of MILWAUKEE Ward 83 | 1 | 1 |
| City of MILWAUKEE Ward 85 | 0 | 0 |
| City of MILWAUKEE Ward 86 | 0 | 0 |
| City of MILWAUKEE Ward 87 | 0 | 0 |
| City of MILWAUKEE Ward 88 | 0 | 0 |
| City of MILWAUKEE Ward 89 | 0 | 0 |
| City of MILWAUKEE Ward 90 | 0 | 0 |
| City of MILWAUKEE Ward 91 | 0 | 0 |
| City of MILWAUKEE Ward 92 | 0 | 0 |
| City of MILWAUKEE Ward 93 | 0 | 0 |
| City of MILWAUKEE Ward 94 | 0 | 0 |
| City of MILWAUKEE Ward 95 | 0 | 0 |

WEC Canvass Reporting System

Ward by Ward Report

2022 Partisan Primary

| | | Total Votes Cast | SCATTERING |
|------------------|----------------------------|---------------------|------------|
| MILWAUKEE | City of MILWAUKEE Ward 96 | 0 | 0 |
| | City of MILWAUKEE Ward 97 | 0 | 0 |
| | City of MILWAUKEE Ward 159 | 0 | 0 |
| | City of MILWAUKEE Ward 160 | 0 | 0 |
| | City of MILWAUKEE Ward 161 | 0 | 0 |
| | City of MILWAUKEE Ward 319 | 0 | 0 |
| | City of MILWAUKEE Ward 320 | 0 | 0 |
| | City of MILWAUKEE Ward 321 | 0 | 0 |
| | City of MILWAUKEE Ward 322 | 0 | 0 |
| | City of MILWAUKEE Ward 323 | 0 | 0 |
| | City of MILWAUKEE Ward 324 | 0 | 0 |
| | City of MILWAUKEE Ward 325 | 0 | 0 |
| | City of MILWAUKEE Ward 326 | 0 | 0 |
| | City of MILWAUKEE Ward 327 | 0 | 0 |
| | City of MILWAUKEE Ward 328 | 0 | 0 |
| | County Totals: | 1 | 1 |
| | Office Totals: | 1 | 1 |

WEC Canvass Reporting System

Ward by Ward Report

2022 Partisan Primary

REPRESENTATIVE TO THE ASSEMBLY DISTRICT 18 - Libertarian

| | Total Votes Cast | SCATTERING |
|--|---------------------|------------|
| MILWAUKEE City of MILWAUKEE Ward 62 | 0 | 0 |
| City of MILWAUKEE Ward 84 | 0 | 0 |
| City of MILWAUKEE Ward 98 | 0 | 0 |
| City of MILWAUKEE Ward 99 | 0 | 0 |
| City of MILWAUKEE Ward 100 | 0 | 0 |
| City of MILWAUKEE Ward 101 | 0 | 0 |
| City of MILWAUKEE Ward 149 | 0 | 0 |
| City of MILWAUKEE Ward 150 | 0 | 0 |
| City of MILWAUKEE Ward 151 | 0 | 0 |
| City of MILWAUKEE Ward 152 | 0 | 0 |
| City of MILWAUKEE Ward 153 | 0 | 0 |
| City of MILWAUKEE Ward 154 | 0 | 0 |
| City of MILWAUKEE Ward 155 | 0 | 0 |
| City of MILWAUKEE Ward 157 | 0 | 0 |
| City of MILWAUKEE Ward 163 | 0 | 0 |
| City of MILWAUKEE Ward 164 | 1 | 1 |
| City of MILWAUKEE Ward 165 | 0 | 0 |
| City of MILWAUKEE Ward 189 | 0 | 0 |
| City of MILWAUKEE Ward 190 | 0 | 0 |
| City of MILWAUKEE Ward 191 | 0 | 0 |
| City of MILWAUKEE Ward 192 | 0 | 0 |
| City of MILWAUKEE Ward 193 | 0 | 0 |
| City of MILWAUKEE Ward 194 | 0 | 0 |
| City of MILWAUKEE Ward 195 | 0 | 0 |
| City of MILWAUKEE Ward 197 | 0 | 0 |
| City of MILWAUKEE Ward 198 | 0 | 0 |
| City of MILWAUKEE Ward 199 | 0 | 0 |
| City of MILWAUKEE Ward 200 | 0 | 0 |
| City of MILWAUKEE Ward 209 | 0 | 0 |

WEC Canvass Reporting System

Ward by Ward Report

2022 Partisan Primary

| | | Total Votes Cast | SCATTERING |
|------------------|----------------------------|---------------------|------------|
| MILWAUKEE | City of MILWAUKEE Ward 333 | 0 | 0 |
| | City of MILWAUKEE Ward 334 | 0 | 0 |
| | City of WAUWATOSA Ward 2B | 0 | 0 |
| | City of WAUWATOSA Ward 3 | 0 | 0 |
| | City of WAUWATOSA Ward 4A | 0 | 0 |
| | City of WAUWATOSA Ward 6B | 0 | 0 |
| | City of WAUWATOSA Ward 10 | 0 | 0 |
| | City of WAUWATOSA Ward 11 | 0 | 0 |
| | City of WAUWATOSA Ward 12B | 1 | 1 |
| | County Totals: | 2 | 2 |
| | Office Totals: | 2 | 2 |

WEC Canvass Reporting System

Ward by Ward Report

2022 Partisan Primary

REPRESENTATIVE TO THE ASSEMBLY DISTRICT 19 - Libertarian

| | Total Votes Cast | SCATTERING |
|---|---------------------|------------|
| MILWAUKEE City of MILWAUKEE Ward 122 | 0 | 0 |
| City of MILWAUKEE Ward 123 | 0 | 0 |
| City of MILWAUKEE Ward 124 | 0 | 0 |
| City of MILWAUKEE Ward 125 | 0 | 0 |
| City of MILWAUKEE Ward 126 | 0 | 0 |
| City of MILWAUKEE Ward 127 | 0 | 0 |
| City of MILWAUKEE Ward 128 | 0 | 0 |
| City of MILWAUKEE Ward 129 | 0 | 0 |
| City of MILWAUKEE Ward 130 | 0 | 0 |
| City of MILWAUKEE Ward 131 | 0 | 0 |
| City of MILWAUKEE Ward 132 | 0 | 0 |
| City of MILWAUKEE Ward 133 | 0 | 0 |
| City of MILWAUKEE Ward 141 | 0 | 0 |
| City of MILWAUKEE Ward 156 | 0 | 0 |
| City of MILWAUKEE Ward 158 | 0 | 0 |
| City of MILWAUKEE Ward 162 | 0 | 0 |
| City of MILWAUKEE Ward 174 | 0 | 0 |
| City of MILWAUKEE Ward 175 | 0 | 0 |
| City of MILWAUKEE Ward 176 | 0 | 0 |
| City of MILWAUKEE Ward 177 | 0 | 0 |
| City of MILWAUKEE Ward 178 | 0 | 0 |
| City of MILWAUKEE Ward 179 | 0 | 0 |
| City of MILWAUKEE Ward 180 | 0 | 0 |
| City of MILWAUKEE Ward 181 | 0 | 0 |
| City of MILWAUKEE Ward 182 | 0 | 0 |
| City of MILWAUKEE Ward 236 | 0 | 0 |
| City of MILWAUKEE Ward 237 | 0 | 0 |
| City of MILWAUKEE Ward 238 | 0 | 0 |
| City of MILWAUKEE Ward 239 | 0 | 0 |

WEC Canvass Reporting System

Ward by Ward Report

2022 Partisan Primary

| | | Total Votes Cast | SCATTERING |
|------------------|----------------------------|---------------------|------------|
| MILWAUKEE | City of MILWAUKEE Ward 241 | 0 | 0 |
| | City of MILWAUKEE Ward 340 | 0 | 0 |
| | City of MILWAUKEE Ward 341 | 0 | 0 |
| | County Totals: | 0 | 0 |
| | Office Totals: | 0 | 0 |

WEC Canvass Reporting System

Ward by Ward Report

2022 Partisan Primary

REPRESENTATIVE TO THE ASSEMBLY DISTRICT 20 - Libertarian

| | Total Votes Cast | SCATTERING |
|---|---------------------|------------|
| MILWAUKEE City of CUDAHY Wards 1-3 | 0 | 0 |
| City of CUDAHY Wards 4-6 | 0 | 0 |
| City of CUDAHY Wards 7-9 | 0 | 0 |
| City of CUDAHY Wards 10-12 | 0 | 0 |
| City of CUDAHY Wards 13-15 | 0 | 0 |
| City of MILWAUKEE Ward 240 | 0 | 0 |
| City of MILWAUKEE Ward 281 | 0 | 0 |
| City of MILWAUKEE Ward 282 | 0 | 0 |
| City of MILWAUKEE Ward 284 | 0 | 0 |
| City of MILWAUKEE Ward 285 | 0 | 0 |
| City of MILWAUKEE Ward 286 | 0 | 0 |
| City of MILWAUKEE Ward 287 | 0 | 0 |
| City of MILWAUKEE Ward 288 | 0 | 0 |
| City of MILWAUKEE Ward 289 | 0 | 0 |
| City of MILWAUKEE Ward 290 | 0 | 0 |
| City of MILWAUKEE Ward 291 | 0 | 0 |
| City of MILWAUKEE Ward 292 | 0 | 0 |
| City of MILWAUKEE Ward 293 | 1 | 1 |
| City of MILWAUKEE Ward 300 | 0 | 0 |
| City of MILWAUKEE Ward 301 | 0 | 0 |
| City of MILWAUKEE Ward 302 | 0 | 0 |
| City of MILWAUKEE Ward 303 | 0 | 0 |
| City of MILWAUKEE Ward 304 | 0 | 0 |
| City of MILWAUKEE Ward 313 | 0 | 0 |
| City of MILWAUKEE Ward 314 | 0 | 0 |
| City of MILWAUKEE Ward 347 | 0 | 0 |
| City of MILWAUKEE Ward 348 | 0 | 0 |
| City of MILWAUKEE Ward 352 | 0 | 0 |
| City of ST. FRANCIS Wards 1-4 | 0 | 0 |

WEC Canvass Reporting System

Ward by Ward Report

2022 Partisan Primary

| | | Total Votes Cast | SCATTERING |
|------------------|--------------------------------|---------------------|------------|
| MILWAUKEE | City of ST. FRANCIS Wards 5-8 | 0 | 0 |
| | City of ST. FRANCIS Wards 9-12 | 0 | 0 |
| | County Totals: | 1 | 1 |
| | Office Totals: | 1 | 1 |

WEC Canvass Reporting System

Ward by Ward Report

2022 Partisan Primary

REPRESENTATIVE TO THE ASSEMBLY DISTRICT 21 - Libertarian

| | | Total Votes Cast | SCATTERING |
|------------------|-------------------------------------|---------------------|------------|
| MILWAUKEE | City of FRANKLIN Ward 1A | 0 | 0 |
| | City of FRANKLIN Ward 12B | 0 | 0 |
| | City of FRANKLIN Ward 15C | 0 | 0 |
| | City of FRANKLIN Ward 15A | 0 | 0 |
| | City of OAK CREEK Ward 1 | 0 | 0 |
| | City of OAK CREEK Ward 2 | 0 | 0 |
| | City of OAK CREEK Ward 3 | 0 | 0 |
| | City of OAK CREEK Ward 4 | 0 | 0 |
| | City of OAK CREEK Ward 5 | 0 | 0 |
| | City of OAK CREEK Ward 6 | 0 | 0 |
| | City of OAK CREEK Ward 7 | 0 | 0 |
| | City of OAK CREEK Ward 8 | 0 | 0 |
| | City of OAK CREEK Ward 9 | 0 | 0 |
| | City of OAK CREEK Ward 10 | 0 | 0 |
| | City of OAK CREEK Ward 11 | 0 | 0 |
| | City of OAK CREEK Ward 12 | 0 | 0 |
| | City of OAK CREEK Ward 13 | 0 | 0 |
| | City of OAK CREEK Ward 14 | 0 | 0 |
| | City of OAK CREEK Ward 15 | 0 | 0 |
| | City of OAK CREEK Ward 16 | 0 | 0 |
| | City of OAK CREEK Ward 17 | 0 | 0 |
| | City of OAK CREEK Ward 18 | 0 | 0 |
| | City of SOUTH MILWAUKEE Wards 1-4 | 0 | 0 |
| | City of SOUTH MILWAUKEE Wards 5-8 | 0 | 0 |
| | City of SOUTH MILWAUKEE Wards 9-12 | 0 | 0 |
| | City of SOUTH MILWAUKEE Wards 13-16 | 0 | 0 |
| | County Totals: | 0 | 0 |
| | Office Totals: | 0 | 0 |

WEC Canvass Reporting System

Ward by Ward Report

2022 Partisan Primary

REPRESENTATIVE TO THE ASSEMBLY DISTRICT 22 - Libertarian

| | Total Votes Cast | SCATTERING |
|--|---------------------|------------|
| WASHINGTON Town of ERIN Wards 1-5 | 0 | 0 |
| Village of RICHFIELD Wards 1-2 | 0 | 0 |
| Village of RICHFIELD Wards 3-4 | 0 | 0 |
| Village of RICHFIELD Wards 5-6 | 0 | 0 |
| Village of RICHFIELD Wards 7-9 | 2 | 2 |
| County Totals: | 2 | 2 |
| WAUKESHA Town of LISBON Wards 1,7 | 0 | 0 |
| Town of LISBON Wards 2-3 | 0 | 0 |
| Village of BUTLER Wards 1-3 | 0 | 0 |
| Village of LANNON Wards 1-2 | 0 | 0 |
| Village of MENOMONEE FALLS Ward 8 | 0 | 0 |
| Village of MENOMONEE FALLS Ward 10 | 0 | 0 |
| Village of MENOMONEE FALLS Ward 12 | 0 | 0 |
| Village of MENOMONEE FALLS Ward 13 | 0 | 0 |
| Village of MENOMONEE FALLS Ward 14 | 1 | 1 |
| Village of MENOMONEE FALLS Ward 15 | 0 | 0 |
| Village of MENOMONEE FALLS Ward 16 | 0 | 0 |
| Village of MENOMONEE FALLS Ward 17 | 0 | 0 |
| Village of MENOMONEE FALLS Ward 18 | 0 | 0 |
| Village of MENOMONEE FALLS Ward 19 | 0 | 0 |
| Village of MENOMONEE FALLS Ward 20 | 0 | 0 |
| Village of MENOMONEE FALLS Ward 21 | 0 | 0 |
| Village of MENOMONEE FALLS Ward 22 | 0 | 0 |
| Village of MENOMONEE FALLS Ward 23 | 0 | 0 |
| Village of MENOMONEE FALLS Ward 24 | 0 | 0 |
| Village of MENOMONEE FALLS Ward 25 | 0 | 0 |
| Village of MENOMONEE FALLS Ward 26 | 0 | 0 |
| Village of SUSSEX Wards 1-2 | 0 | 0 |
| Village of SUSSEX Wards 3-4,8,11 | 0 | 0 |

WEC Canvass Reporting System

Ward by Ward Report

2022 Partisan Primary

| | | Total Votes Cast | SCATTERING |
|-----------------|-----------------------------|---------------------|------------|
| WAUKESHA | Village of SUSSEX Ward 5 | 0 | 0 |
| | Village of SUSSEX Wards 6-7 | 0 | 0 |
| | CITY OF MILWAUKEE Ward 317 | 0 | 0 |
| | County Totals: | 1 | 1 |
| | Office Totals: | 3 | 3 |

WEC Canvass Reporting System

Ward by Ward Report

2022 Partisan Primary

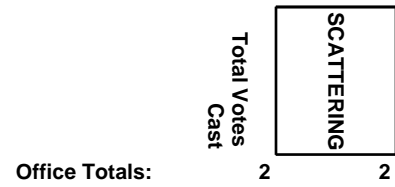
REPRESENTATIVE TO THE ASSEMBLY DISTRICT 23 - Libertarian

| | | Total Votes Cast | SCATTERING |
|-------------------------------------|-------------------------------------|---------------------|------------|
| MILWAUKEE | Village of BAYSIDE Wards 1,3 | 0 | 0 |
| | Village of BAYSIDE Wards 2,4 | 0 | 0 |
| | Village of BAYSIDE Ward 5 | 0 | 0 |
| | Village of BROWN DEER Wards 1-2 | 0 | 0 |
| | Village of BROWN DEER Wards 4,7 | 0 | 0 |
| | Village of BROWN DEER Wards 5-6 | 0 | 0 |
| | Village of FOX POINT Wards 1-4 | 1 | 1 |
| | Village of FOX POINT Wards 5-9 | 0 | 0 |
| | Village of RIVER HILLS Wards 1,2 | 0 | 0 |
| | Village of WHITEFISH BAY Wards 1-2 | 0 | 0 |
| | Village of WHITEFISH BAY Wards 3-4 | 0 | 0 |
| | Village of WHITEFISH BAY Wards 5-6 | 0 | 0 |
| | Village of WHITEFISH BAY Ward 7 | 0 | 0 |
| | Village of WHITEFISH BAY Wards 8,10 | 0 | 0 |
| Village of WHITEFISH BAY Wards 9,11 | 0 | 0 | |
| Village of WHITEFISH BAY Ward 12 | 0 | 0 | |
| County Totals: | 1 | 1 | |
| OZAUKEE | VILLAGE OF BAYSIDE Ward 6 | 0 | 0 |
| | Village of THIENSVILLE Wards 1-2 | 0 | 0 |
| | Village of THIENSVILLE Wards 3-4 | 0 | 0 |
| | City of MEQUON Ward 2A | 0 | 0 |
| | City of MEQUON Ward 5 | 0 | 0 |
| | City of MEQUON Wards 7,8 | 0 | 0 |
| | City of MEQUON Wards 9,11 | 1 | 1 |
| | City of MEQUON Ward 13 | 0 | 0 |
| | City of MEQUON Wards 14-16 | 0 | 0 |
| | City of MEQUON Wards 17-18 | 0 | 0 |
| City of MEQUON Wards 19-20 | 0 | 0 | |
| County Totals: | 1 | 1 | |

WEC Canvass Reporting System

Ward by Ward Report

2022 Partisan Primary



WEC Canvass Reporting System

Ward by Ward Report

2022 Partisan Primary

REPRESENTATIVE TO THE ASSEMBLY DISTRICT 24 - Libertarian

| | | Total Votes Cast | SCATTERING |
|-----------------------|-----------------------------------|---------------------|------------|
| OZAUKEE | Town of GRAFTON Wards 1-2,5 | 0 | 0 |
| | Town of GRAFTON Wards 3-4,6 | 0 | 0 |
| | Village of GRAFTON Wards 1-2 | 0 | 0 |
| | Village of GRAFTON Wards 3-4 | 0 | 0 |
| | Village of GRAFTON Wards 5-6 | 0 | 0 |
| | Village of GRAFTON Wards 7-8 | 0 | 0 |
| | Village of GRAFTON Wards 9-10 | 0 | 0 |
| | Village of GRAFTON Wards 11-12 | 0 | 0 |
| | Village of GRAFTON Wards 13-14 | 0 | 0 |
| | City of MEQUON Wards 1-3 | 0 | 0 |
| | City of MEQUON Ward 4 | 0 | 0 |
| | City of MEQUON Ward 6 | 0 | 0 |
| | City of MEQUON Wards 10,11A | 0 | 0 |
| | City of MEQUON Ward 12 | 0 | 0 |
| | City of PORT WASHINGTON Ward 8 | 0 | 0 |
| County Totals: | 0 | 0 | |
| WASHINGTON | Town of GERMANTOWN Ward 1 | 0 | 0 |
| | Village of GERMANTOWN Wards 1-4 | 0 | 0 |
| | Village of GERMANTOWN Wards 5-8 | 0 | 0 |
| | Village of GERMANTOWN Wards 9-11 | 0 | 0 |
| | Village of GERMANTOWN Wards 12-14 | 0 | 0 |
| | CITY OF MILWAUKEE Ward 316 | 0 | 0 |
| County Totals: | 0 | 0 | |
| WAUKESHA | Village of MENOMONEE FALLS Ward 1 | 0 | 0 |
| | Village of MENOMONEE FALLS Ward 2 | 0 | 0 |
| | Village of MENOMONEE FALLS Ward 3 | 0 | 0 |
| | Village of MENOMONEE FALLS Ward 4 | 0 | 0 |
| | Village of MENOMONEE FALLS Ward 5 | 0 | 0 |
| | Village of MENOMONEE FALLS Ward 6 | 0 | 0 |

WEC Canvass Reporting System

Ward by Ward Report

2022 Partisan Primary

| | | Total Votes Cast | SCATTERING |
|-----------------|------------------------------------|---------------------|------------|
| WAUKESHA | Village of MENOMONEE FALLS Ward 7 | 0 | 0 |
| | Village of MENOMONEE FALLS Ward 9 | 0 | 0 |
| | Village of MENOMONEE FALLS Ward 11 | 0 | 0 |
| | County Totals: | 0 | 0 |
| | Office Totals: | 0 | 0 |

WEC Canvass Reporting System

Ward by Ward Report

2022 Partisan Primary

REPRESENTATIVE TO THE ASSEMBLY DISTRICT 25 - Libertarian

| | | Total Votes Cast | SCATTERING |
|------------------|--|---------------------|------------|
| CALUMET | Town of CHARLESTOWN Ward 1 | 0 | 0 |
| | City of CHILTON Wards 1-5 | 0 | 0 |
| | County Totals: | 0 | 0 |
| MANITOWOC | Town of CATO Wards 1-3 | 0 | 0 |
| | Town of CENTERVILLE Ward 1 | 0 | 0 |
| | Town of EATON Ward 1 | 0 | 0 |
| | Town of FRANKLIN Wards 1-3 | 0 | 0 |
| | Town of KOSSUTH Wards 1-3 | 0 | 0 |
| | Town of LIBERTY Wards 1-2 | 0 | 0 |
| | Town of MANITOWOC Wards 1-2 | 0 | 0 |
| | Town of MANITOWOC RAPIDS Wards 1,2,3,4 | 0 | 0 |
| | Town of NEWTON Wards 1-3 | 0 | 0 |
| | Town of ROCKLAND Wards 1-2 | 0 | 0 |
| | Village of CLEVELAND Wards 1-2 | 0 | 0 |
| | Village of FRANCIS CREEK Ward 1 | 0 | 0 |
| | Village of KELLNERSVILLE Ward 1 | 0 | 0 |
| | Village of REEDSVILLE Wards 1-2 | 0 | 0 |
| | Village of ST. NAZIANZ Ward 1 | 0 | 0 |
| | Village of VALDERS Ward 1 | 0 | 0 |
| | Village of WHITELAW Ward 1 | 0 | 0 |
| | City of MANITOWOC Wards 1-2 | 0 | 0 |
| | City of MANITOWOC Wards 3,4 | 0 | 0 |
| | City of MANITOWOC Wards 5-6 | 0 | 0 |
| | City of MANITOWOC Wards 7-8 | 0 | 0 |
| | City of MANITOWOC Wards 9,10 | 0 | 0 |
| | City of MANITOWOC Wards 11-12 | 0 | 0 |
| | City of MANITOWOC Wards 13-14,23 | 0 | 0 |
| | City of MANITOWOC Wards 15-16 | 0 | 0 |
| | City of MANITOWOC Wards 17-18,21-22 | 0 | 0 |

WEC Canvass Reporting System

Ward by Ward Report

2022 Partisan Primary

| | | Total Votes Cast | SCATTERING |
|------------------|-------------------------------|---------------------|------------|
| MANITOWOC | City of MANITOWOC Wards 19,20 | 0 | 0 |
| | County Totals: | 0 | 0 |
| | Office Totals: | 0 | 0 |

WEC Canvass Reporting System

Ward by Ward Report

2022 Partisan Primary

REPRESENTATIVE TO THE ASSEMBLY DISTRICT 26 - Libertarian

| | Total Votes Cast | SCATTERING |
|--|---------------------|------------|
| SHEBOYGAN Town of HOLLAND Wards 1-3 | 1 | 1 |
| Town of LIMA Wards 1-4 | 0 | 0 |
| Town of LYNDON Wards 1-3 | 0 | 0 |
| Town of SHERMAN Wards 1-2 | 0 | 0 |
| Town of WILSON Wards 1-4 | 0 | 0 |
| Village of ADELL Ward 1 | 0 | 0 |
| Village of CASCADE Ward 1 | 0 | 0 |
| Village of CEDAR GROVE Wards 1-3 | 0 | 0 |
| Village of OOSTBURG Wards 1-4 | 0 | 0 |
| Village of RANDOM LAKE Wards 1-2 | 0 | 0 |
| Village of WALDO Ward 1 | 0 | 0 |
| City of SHEBOYGAN Ward 6 | 1 | 1 |
| City of SHEBOYGAN Ward 9 | 0 | 0 |
| City of SHEBOYGAN Ward 10 | 0 | 0 |
| City of SHEBOYGAN Ward 11 | 0 | 0 |
| City of SHEBOYGAN Ward 12 | 1 | 1 |
| City of SHEBOYGAN Ward 13 | 0 | 0 |
| City of SHEBOYGAN Ward 14 | 0 | 0 |
| City of SHEBOYGAN Ward 15 | 0 | 0 |
| City of SHEBOYGAN Ward 16 | 0 | 0 |
| City of SHEBOYGAN Ward 17 | 0 | 0 |
| City of SHEBOYGAN Ward 18 | 0 | 0 |
| City of SHEBOYGAN Ward 19 | 0 | 0 |
| City of SHEBOYGAN Ward 20 | 0 | 0 |
| City of SHEBOYGAN FALLS Wards 1-10 | 0 | 0 |
| County Totals: | 3 | 3 |
| Office Totals: | 3 | 3 |

WEC Canvass Reporting System

Ward by Ward Report

2022 Partisan Primary

REPRESENTATIVE TO THE ASSEMBLY DISTRICT 27 - Libertarian

| | | Total Votes Cast | SCATTERING |
|------------------|------------------------------------|---------------------|------------|
| CALUMET | CITY OF KIEL Ward 7 | 0 | 0 |
| | County Totals: | 0 | 0 |
| MANITOWOC | Town of MEEME Wards 1-2 | 1 | 1 |
| | Town of SCHLESWIG Wards 1-2 | 0 | 0 |
| | City of KIEL Wards 1-6 | 0 | 0 |
| | County Totals: | 1 | 1 |
| SHEBOYGAN | Town of HERMAN Wards 1-3 | 0 | 0 |
| | Town of MOSEL Ward 1 | 0 | 0 |
| | Town of PLYMOUTH Wards 1-4 | 0 | 0 |
| | Town of RHINE Wards 1-3 | 0 | 0 |
| | Town of SHEBOYGAN Wards 1-10 | 0 | 0 |
| | Town of SHEBOYGAN FALLS Wards 1-3 | 0 | 0 |
| | Village of ELKHART LAKE Ward 1 | 0 | 0 |
| | Village of GLENBEULAH Ward 1 | 0 | 0 |
| | Village of HOWARDS GROVE Wards 1-4 | 0 | 0 |
| | Village of KOHLER Wards 1-3 | 0 | 0 |
| | City of PLYMOUTH Wards 1-12 | 0 | 0 |
| | City of SHEBOYGAN Ward 1 | 0 | 0 |
| | City of SHEBOYGAN Ward 2 | 0 | 0 |
| | City of SHEBOYGAN Ward 3 | 0 | 0 |
| | City of SHEBOYGAN Ward 4 | 0 | 0 |
| | City of SHEBOYGAN Ward 5 | 0 | 0 |
| | City of SHEBOYGAN Ward 7 | 0 | 0 |
| | City of SHEBOYGAN Ward 8 | 0 | 0 |
| | City of SHEBOYGAN Ward 21 | 0 | 0 |
| | City of SHEBOYGAN Ward 22 | 0 | 0 |
| | City of SHEBOYGAN Ward 23 | 0 | 0 |
| | County Totals: | 0 | 0 |

WEC Canvass Reporting System

Ward by Ward Report

2022 Partisan Primary

| | Total Votes Cast | |
|----------------|---------------------|------------|
| Office Totals: | 1 | 1 |
| | | SCATTERING |

WEC Canvass Reporting System

Ward by Ward Report

2022 Partisan Primary

REPRESENTATIVE TO THE ASSEMBLY DISTRICT 28 - Libertarian

| | Total Votes Cast | SCATTERING |
|-------------------------------------|---------------------|------------|
| POLK Town of ALDEN Wards 1-4 | 0 | 0 |
| Town of APPLE RIVER Wards 1-2 | 0 | 0 |
| Town of BALSAM LAKE Wards 1-2 | 0 | 0 |
| Town of BEAVER Ward 1 | 0 | 0 |
| Town of BLACK BROOK Wards 1-2 | 0 | 0 |
| Town of BONE LAKE Ward 1 | 0 | 0 |
| Town of CLAM FALLS Ward 1 | 0 | 0 |
| Town of CLAYTON Ward 1 | 0 | 0 |
| Town of EUREKA Wards 1-2 | 0 | 0 |
| Town of FARMINGTON Wards 1-3 | 0 | 0 |
| Town of GARFIELD Wards 1,2 | 0 | 0 |
| Town of GEORGETOWN Wards 1-2 | 0 | 0 |
| Town of JOHNSTOWN Ward 1 | 0 | 0 |
| Town of LAKETOWN Ward 1 | 0 | 0 |
| Town of LINCOLN Wards 1-4 | 0 | 0 |
| Town of LORAIN Ward 1 | 0 | 0 |
| Town of LUCK Wards 1-2 | 0 | 0 |
| Town of MCKINLEY Ward 1 | 0 | 0 |
| Town of MILLTOWN Wards 1-2 | 0 | 0 |
| Town of OSCEOLA Wards 1-5 | 0 | 0 |
| Town of ST. CROIX FALLS Wards 1-3 | 0 | 0 |
| Town of STERLING Ward 1 | 0 | 0 |
| Town of WEST SWEDEN Ward 1 | 0 | 0 |
| Village of BALSAM LAKE Ward 1 | 0 | 0 |
| Village of CENTURIA Ward 1 | 0 | 0 |
| Village of CLAYTON Ward 1 | 0 | 0 |
| Village of DRESSER Ward 1 | 0 | 0 |
| Village of FREDERIC Wards 1-2 | 0 | 0 |
| Village of LUCK Wards 1-2 | 0 | 0 |

WEC Canvass Reporting System

Ward by Ward Report

2022 Partisan Primary

| | | Total Votes Cast | SCATTERING |
|-----------------------|-----------------------------------|---------------------|------------|
| POLK | Village of MILLTOWN Ward 1 | 0 | 0 |
| | Village of OSCEOLA Wards 1-3 | 0 | 0 |
| | City of AMERY Wards 1-5 | 0 | 0 |
| | City of ST. CROIX FALLS Wards 1-4 | 0 | 0 |
| | County Totals: | 0 | 0 |
| ST. CROIX | Town of STAR PRAIRIE Wards 1-6 | 0 | 0 |
| | Village of SOMERSET Wards 1-4 | 0 | 0 |
| | City of NEW RICHMOND Wards 1-6 | 0 | 0 |
| | City of NEW RICHMOND Wards 7-12 | 0 | 0 |
| | County Totals: | 0 | 0 |
| Office Totals: | | 0 | 0 |

WEC Canvass Reporting System

Ward by Ward Report

2022 Partisan Primary

REPRESENTATIVE TO THE ASSEMBLY DISTRICT 29 - Libertarian

| | Total Votes Cast | SCATTERING |
|---------------------------------|---------------------|------------|
| DUNN | | |
| Town of COLFAX Wards 1-3 | 0 | 0 |
| Town of ELK MOUND Wards 1-3 | 0 | 0 |
| Town of HAY RIVER Wards 1-2 | 0 | 0 |
| Town of LUCAS Ward 1 | 0 | 0 |
| Town of MENOMONIE Wards 1-5 | 0 | 0 |
| Town of NEW HAVEN Ward 1 | 0 | 0 |
| Town of RED CEDAR Wards 1-4 | 0 | 0 |
| Town of SHERIDAN Ward 1 | 0 | 0 |
| Town of SHERMAN Wards 1-2 | 0 | 0 |
| Town of STANTON Ward 1 | 0 | 0 |
| Town of TAINTER Wards 1-4 | 0 | 0 |
| Town of TIFFANY Wards 1-2 | 0 | 0 |
| Town of WILSON Ward 1 | 0 | 0 |
| Village of BOYCEVILLE Wards 1-2 | 0 | 0 |
| Village of COLFAX Wards 1-2 | 0 | 0 |
| Village of DOWNING Ward 1 | 0 | 0 |
| Village of ELK MOUND Ward 1 | 0 | 0 |
| Village of KNAPP Ward 1 | 0 | 0 |
| Village of RIDGELAND Ward 1 | 0 | 0 |
| Village of WHEELER Ward 1 | 0 | 0 |
| City of MENOMONIE Wards 1-2 | 0 | 0 |
| City of MENOMONIE Wards 3-4 | 0 | 0 |
| City of MENOMONIE Wards 5,7 | 0 | 0 |
| City of MENOMONIE Ward 6 | 0 | 0 |
| City of MENOMONIE Wards 8-9 | 0 | 0 |
| City of MENOMONIE Wards 10-11 | 0 | 0 |
| County Totals: | 0 | 0 |
| POLK | | |
| Town of CLEAR LAKE Ward 1 | 0 | 0 |
| Village of CLEAR LAKE Wards 1-2 | 0 | 0 |

WEC Canvass Reporting System

Ward by Ward Report

2022 Partisan Primary

| | | Total Votes Cast | SCATTERING |
|------------------|---------------------------------|---------------------|------------|
| POLK | County Totals: | 0 | 0 |
| ST. CROIX | Town of BALDWIN Wards 1-2 | 0 | 0 |
| | Town of CADY Ward 1 | 0 | 0 |
| | Town of CYLON Ward 1 | 0 | 0 |
| | Town of EMERALD Ward 1 | 0 | 0 |
| | Town of FOREST Ward 1 | 0 | 0 |
| | Town of GLENWOOD Ward 1 | 0 | 0 |
| | Town of HAMMOND Wards 1-3 | 0 | 0 |
| | Town of SPRINGFIELD Ward 1 | 0 | 0 |
| | Town of STANTON Wards 1-2 | 0 | 0 |
| | Village of BALDWIN Wards 1-6 | 0 | 0 |
| | Village of DEER PARK Ward 1 | 0 | 0 |
| | Village of HAMMOND Wards 1-4 | 1 | 1 |
| | Village of STAR PRAIRIE Ward 1 | 0 | 0 |
| | Village of WILSON Ward 1 | 0 | 0 |
| | Village of WOODVILLE Wards 1-2 | 0 | 0 |
| | City of GLENWOOD CITY Wards 1-2 | 0 | 0 |
| | County Totals: | 1 | 1 |
| | Office Totals: | 1 | 1 |

WEC Canvass Reporting System

Ward by Ward Report

2022 Partisan Primary

REPRESENTATIVE TO THE ASSEMBLY DISTRICT 30 - Libertarian

| | | Total Votes Cast | SCATTERING |
|------------------|-----------------------------------|---------------------|------------|
| PIERCE | Town of CLIFTON Wards 1-4 | 0 | 0 |
| | County Totals: | 0 | 0 |
| ST. CROIX | Town of EAU GALLE Wards 1-2 | 0 | 0 |
| | Town of ERIN PRAIRIE Ward 1 | 0 | 0 |
| | Town of HUDSON Wards 1-14 | 0 | 0 |
| | Town of KINNICKINNIC Wards 1-3 | 0 | 0 |
| | Town of PLEASANT VALLEY Ward 1 | 0 | 0 |
| | Town of RICHMOND Wards 1-6 | 0 | 0 |
| | Town of RUSH RIVER Ward 1 | 0 | 0 |
| | Town of ST. JOSEPH Wards 1-6 | 0 | 0 |
| | Town of SOMERSET Wards 1-6 | 0 | 0 |
| | Town of TROY Wards 1-8 | 0 | 0 |
| | Town of WARREN Wards 1-3 | 0 | 0 |
| | Village of NORTH HUDSON Wards 1-6 | 0 | 0 |
| | Village of ROBERTS Wards 1-4 | 0 | 0 |
| | City of HUDSON Wards 1-2 | 0 | 0 |
| | City of HUDSON Wards 3-4 | 0 | 0 |
| | City of HUDSON Wards 5-6 | 0 | 0 |
| | City of HUDSON Wards 7-8 | 0 | 0 |
| | City of HUDSON Wards 9-10 | 0 | 0 |
| | City of HUDSON Wards 11-12 | 0 | 0 |
| | CITY OF RIVER FALLS Wards 1-5 | 0 | 0 |
| | County Totals: | 0 | 0 |
| | Office Totals: | 0 | 0 |

WEC Canvass Reporting System

Ward by Ward Report

2022 Partisan Primary

REPRESENTATIVE TO THE ASSEMBLY DISTRICT 31 - Libertarian

| | Total Votes Cast | SCATTERING |
|----------------------------------|---------------------|------------|
| ROCK | | |
| Town of BELOIT Ward 4 | 0 | 0 |
| Town of BELOIT Ward 5 | 0 | 0 |
| Town of BELOIT Ward 8 | 0 | 0 |
| Town of BELOIT Wards 9-12 | 0 | 0 |
| Town of BELOIT Ward 13 | 0 | 0 |
| Town of BRADFORD Wards 1-2 | 0 | 0 |
| Town of CLINTON Ward 1 | 0 | 0 |
| Town of JOHNSTOWN Ward 1 | 0 | 0 |
| Town of LA PRAIRIE Ward 1 | 0 | 0 |
| Town of LA PRAIRIE Ward 2 | 0 | 0 |
| Town of TURTLE Ward 1 | 0 | 0 |
| Town of TURTLE Wards 2-4 | 0 | 0 |
| Village of CLINTON Wards 1-3 | 0 | 0 |
| City of BELOIT Ward 18 | 0 | 0 |
| City of BELOIT Ward 19 | 0 | 0 |
| City of BELOIT Ward 20 | 0 | 0 |
| City of BELOIT Ward 22 | 0 | 0 |
| City of BELOIT Ward 23 | 0 | 0 |
| City of BELOIT Ward 25 | 0 | 0 |
| City of BELOIT Ward 29 | 0 | 0 |
| City of JANESVILLE Ward 13 | 0 | 0 |
| County Totals: | 0 | 0 |
| WALWORTH | | |
| Town of DARIEN Wards 1-3 | 0 | 0 |
| Town of LAFAYETTE Wards 1-3 | 0 | 0 |
| Town of LA GRANGE Wards 1-3 | 1 | 1 |
| Town of RICHMOND Wards 1-3 | 0 | 0 |
| Town of SPRING PRAIRIE Wards 1-4 | 0 | 0 |
| Town of SUGAR CREEK Wards 1-7 | 0 | 0 |
| Town of WHITEWATER Wards 1-3 | 0 | 0 |

WEC Canvass Reporting System

Ward by Ward Report

2022 Partisan Primary

| | | Total Votes Cast | SCATTERING |
|-----------------|-----------------------------------|---------------------|------------|
| WALWORTH | Village of DARIEN Wards 1-2 | 0 | 0 |
| | City of ELKHORN Wards 1-7 | 0 | 0 |
| | City of WHITEWATER Wards 1-3 | 0 | 0 |
| | City of WHITEWATER Wards 4-5,9-10 | 0 | 0 |
| | City of WHITEWATER Wards 6-8 | 0 | 0 |
| | County Totals: | 1 | 1 |
| | Office Totals: | 1 | 1 |

WEC Canvass Reporting System

Ward by Ward Report

2022 Partisan Primary

REPRESENTATIVE TO THE ASSEMBLY DISTRICT 32 - Libertarian

| | | Total Votes Cast | SCATTERING |
|-----------------------|-----------------------------------|---------------------|------------|
| KENOSHA | Town of WHEATLAND Wards 1,2,3,4,5 | 1 | 1 |
| | VILLAGE OF GENOA CITY Ward 6 | 0 | 0 |
| | County Totals: | 1 | 1 |
| WALWORTH | Town of BLOOMFIELD Wards 1-2 | 0 | 0 |
| | Town of DELAVAN Wards 1-9 | 0 | 0 |
| | Town of GENEVA Wards 1-10 | 0 | 0 |
| | Town of LINN Wards 1-4,6 | 0 | 0 |
| | Town of LINN Ward 5 | 0 | 0 |
| | Town of LYONS Wards 1-7 | 0 | 0 |
| | Town of SHARON Ward 1 | 0 | 0 |
| | Town of WALWORTH Wards 1-4 | 0 | 0 |
| | Village of BLOOMFIELD Wards 1-5 | 0 | 0 |
| | Village of FONTANA Wards 1-3 | 0 | 0 |
| | Village of GENOA CITY Wards 1-5 | 0 | 0 |
| | Village of SHARON Wards 1-2 | 0 | 0 |
| | Village of WALWORTH Wards 1-3 | 0 | 0 |
| | Village of WILLIAMS BAY Wards 1-4 | 0 | 0 |
| | City of DELAVAN Wards 1-10 | 1 | 1 |
| | City of LAKE GENEVA Wards 1-10 | 0 | 0 |
| | County Totals: | 1 | 1 |
| Office Totals: | 2 | 2 | |

WEC Canvass Reporting System

Ward by Ward Report

2022 Partisan Primary

REPRESENTATIVE TO THE ASSEMBLY DISTRICT 33 - Libertarian

| | | Total Votes Cast | SCATTERING |
|-----------------------|----------------------------------|---------------------|------------|
| JEFFERSON | Town of COLD SPRING Ward 1 | 0 | 0 |
| | Town of HEBRON Wards 1-2 | 0 | 0 |
| | Town of JEFFERSON Wards 1-4 | 0 | 0 |
| | Town of KOSHKONONG Wards 1-6 | 0 | 0 |
| | Town of OAKLAND Wards 1-4 | 0 | 0 |
| | Town of PALMYRA Wards 1-2 | 0 | 0 |
| | Town of SULLIVAN Wards 1-4 | 0 | 0 |
| | Town of SUMNER Ward 1 | 0 | 0 |
| | Village of PALMYRA Wards 1-2 | 0 | 0 |
| | Village of SULLIVAN Ward 1 | 0 | 0 |
| | City of FORT ATKINSON Wards 1-10 | 1 | 1 |
| | City of JEFFERSON Wards 1-10 | 0 | 0 |
| | CITY OF WHITEWATER Wards 11-13 | 0 | 0 |
| | County Totals: | 1 | 1 |
| ROCK | Town of HARMONY Wards 1-3 | 0 | 0 |
| | Town of LIMA Wards 1-2 | 0 | 0 |
| | Town of MILTON Wards 1-5 | 0 | 0 |
| | City of JANESVILLE Ward 17 | 0 | 0 |
| | City of JANESVILLE Ward 21 | 0 | 0 |
| | City of JANESVILLE Ward 23 | 0 | 0 |
| | City of JANESVILLE Ward 25 | 0 | 0 |
| | City of JANESVILLE Ward 29 | 0 | 0 |
| | City of JANESVILLE Ward 32 | 0 | 0 |
| | City of JANESVILLE Ward 35 | 0 | 0 |
| | City of MILTON Wards 1-10 | 1 | 1 |
| County Totals: | 1 | 1 | |
| Office Totals: | 2 | 2 | |

WEC Canvass Reporting System

Ward by Ward Report

2022 Partisan Primary

REPRESENTATIVE TO THE ASSEMBLY DISTRICT 34 - Libertarian

| | Total Votes Cast | SCATTERING |
|---------------------------------|---------------------|------------|
| ONEIDA | | |
| Town of CASSIAN Wards 1-2 | 0 | 0 |
| Town of CRESCENT Wards 1-3 | 0 | 0 |
| Town of ENTERPRISE Ward 1 | 0 | 0 |
| Town of HAZELHURST Wards 1-2 | 0 | 0 |
| Town of LAKE TOMAHAWK Wards 1-2 | 0 | 0 |
| Town of LITTLE RICE Ward 1 | 0 | 0 |
| Town of LYNNE Ward 1 | 0 | 0 |
| Town of MINOCQUA Wards 1-7 | 1 | 1 |
| Town of MONICO Ward 1 | 0 | 0 |
| Town of NEWBOLD Ward 1 | 0 | 0 |
| Town of NEWBOLD Wards 2-4 | 0 | 0 |
| Town of PELICAN Wards 1-4 | 0 | 0 |
| Town of PIEHL Ward 1 | 0 | 0 |
| Town of PINE LAKE Wards 1-4 | 0 | 0 |
| Town of SCHOEPKE Ward 1 | 0 | 0 |
| Town of STELLA Wards 1-2 | 0 | 0 |
| Town of SUGAR CAMP Wards 1-2 | 0 | 0 |
| Town of THREE LAKES Wards 1,2,3 | 0 | 0 |
| Town of WOODBORO Ward 1 | 0 | 0 |
| Town of WOODRUFF Wards 1-3 | 0 | 0 |
| City of RHINELANDER Wards 1-3 | 0 | 0 |
| City of RHINELANDER Wards 4-5 | 0 | 0 |
| City of RHINELANDER Wards 6,11 | 0 | 0 |
| City of RHINELANDER Wards 7-8 | 0 | 0 |
| City of RHINELANDER Wards 9,12 | 0 | 0 |
| City of RHINELANDER Wards 10,13 | 0 | 0 |
| City of RHINELANDER Wards 14,16 | 0 | 0 |
| City of RHINELANDER Wards 15,17 | 0 | 0 |
| County Totals: | 1 | 1 |

WEC Canvass Reporting System

Ward by Ward Report

2022 Partisan Primary

| | | Total Votes Cast | SCATTERING |
|--------------|------------------------------------|---------------------|------------|
| VILAS | Town of ARBOR VITAE Wards 1-7 | 0 | 0 |
| | Town of BOULDER JUNCTION Wards 1-2 | 0 | 0 |
| | Town of CLOVERLAND Wards 1-2 | 0 | 0 |
| | Town of CONOVER Wards 1-2 | 0 | 0 |
| | Town of LAC DU FLAMBEAU Wards 1-7 | 0 | 0 |
| | Town of LAND O-LAKES Wards 1-2 | 0 | 0 |
| | Town of LINCOLN Wards 1-5 | 0 | 0 |
| | Town of MANITOWISH WATERS Ward 1 | 0 | 0 |
| | Town of PHELPS Wards 1-2 | 0 | 0 |
| | Town of PLUM LAKE Ward 1 | 0 | 0 |
| | Town of PRESQUE ISLE Wards 1-2 | 0 | 0 |
| | Town of ST. GERMAIN Wards 1-2 | 0 | 0 |
| | Town of WASHINGTON Wards 1-3 | 0 | 0 |
| | Town of WINCHESTER Ward 1 | 0 | 0 |
| | City of EAGLE RIVER Wards 1-5 | 0 | 0 |
| | County Totals: | 0 | 0 |
| | Office Totals: | 1 | 1 |

WEC Canvass Reporting System

Ward by Ward Report

2022 Partisan Primary

REPRESENTATIVE TO THE ASSEMBLY DISTRICT 35 - Libertarian

| | Total Votes Cast | SCATTERING |
|---------------------------------------|---------------------|------------|
| LANGLADE Town of ACKLEY Ward 1 | 0 | 0 |
| Town of AINSWORTH Ward 1 | 0 | 0 |
| Town of ANTIGO Wards 1-2 | 0 | 0 |
| Town of ELCHO Wards 1-2 | 0 | 0 |
| Town of EVERGREEN Ward 1 | 0 | 0 |
| Town of LANGLADE Wards 1-2 | 0 | 0 |
| Town of NEVA Ward 1 | 0 | 0 |
| Town of NORWOOD Ward 1 | 0 | 0 |
| Town of PARRISH Ward 1 | 0 | 0 |
| Town of PECK Wards 1-2 | 0 | 0 |
| Town of POLAR Wards 1-2 | 0 | 0 |
| Town of PRICE Wards 1-2 | 0 | 0 |
| Town of ROLLING Wards 1-2 | 0 | 0 |
| Town of SUMMIT Ward 1 | 0 | 0 |
| Town of UPHAM Wards 1-2 | 0 | 0 |
| Town of VILAS Ward 1 | 0 | 0 |
| Town of WOLF RIVER Wards 1-2 | 0 | 0 |
| Village of WHITE LAKE Ward 1 | 0 | 0 |
| City of ANTIGO Ward 1 | 0 | 0 |
| City of ANTIGO Ward 2 | 0 | 0 |
| City of ANTIGO Ward 3 | 0 | 0 |
| City of ANTIGO Ward 4 | 0 | 0 |
| City of ANTIGO Ward 5 | 0 | 0 |
| City of ANTIGO Ward 6 | 0 | 0 |
| City of ANTIGO Ward 7 | 0 | 0 |
| City of ANTIGO Ward 8 | 0 | 0 |
| City of ANTIGO Ward 9 | 0 | 0 |
| County Totals: | 0 | 0 |

WEC Canvass Reporting System

Ward by Ward Report

2022 Partisan Primary

| | | Total Votes Cast | SCATTERING |
|----------------------------|----------------------------------|---------------------|------------|
| LINCOLN | Town of BIRCH Ward 1 | 0 | 0 |
| | Town of BRADLEY Wards 1-5 | 0 | 0 |
| | Town of CORNING Wards 1-2 | 0 | 0 |
| | Town of HARDING Ward 1 | 0 | 0 |
| | Town of HARRISON Wards 1-3 | 0 | 0 |
| | Town of KING Wards 1-2 | 0 | 0 |
| | Town of MERRILL Wards 1,2,3,4,5 | 0 | 0 |
| | Town of PINE RIVER Wards 1-4 | 0 | 0 |
| | Town of ROCK FALLS Wards 1-2 | 0 | 0 |
| | Town of RUSSELL Ward 1 | 0 | 0 |
| | Town of SCHLEY Wards 1-2 | 0 | 0 |
| | Town of SCOTT Wards 1-2 | 0 | 0 |
| | Town of SKANAWAN Ward 1 | 0 | 0 |
| | Town of SOMO Ward 1 | 0 | 0 |
| | Town of TOMAHAWK Ward 1 | 0 | 0 |
| | Town of WILSON Ward 1 | 0 | 0 |
| | City of MERRILL Ward 1 | 0 | 0 |
| | City of MERRILL Wards 2-3,15 | 0 | 0 |
| | City of MERRILL Ward 4 | 0 | 0 |
| | City of MERRILL Wards 5,14 | 1 | 1 |
| | City of MERRILL Wards 6,12-13,16 | 0 | 0 |
| | City of MERRILL Wards 7,9 | 0 | 0 |
| | City of MERRILL Wards 8,10 | 0 | 0 |
| | City of MERRILL Ward 11 | 0 | 0 |
| | City of TOMAHAWK Wards 1-2 | 0 | 0 |
| City of TOMAHAWK Wards 3-4 | 0 | 0 | |
| City of TOMAHAWK Wards 5-6 | 0 | 0 | |
| County Totals: | | 1 | 1 |
| MARATHON | Town of BERLIN Wards 1-2 | 0 | 0 |
| | Town of HARRISON Ward 1 | 0 | 0 |

WEC Canvass Reporting System

Ward by Ward Report

2022 Partisan Primary

| | | Total Votes Cast | SCATTERING |
|-----------------------|------------------------------|---------------------|------------|
| MARATHON | Town of PLOVER Ward 1 | 0 | 0 |
| | VILLAGE OF BIRNAMWOOD Ward 2 | 0 | 0 |
| | County Totals: | 0 | 0 |
| OCONTO | Town of BREED Ward 1 | 0 | 0 |
| | Town of DOTY Ward 1 | 0 | 0 |
| | Town of LAKEWOOD Ward 1 | 0 | 0 |
| | Town of MOUNTAIN Ward 1 | 0 | 0 |
| | Town of RIVERVIEW Wards 1-2 | 0 | 0 |
| | Town of TOWNSEND Wards 1-2 | 0 | 0 |
| | County Totals: | 0 | 0 |
| ONEIDA | Town of NOKOMIS Wards 1-2 | 0 | 0 |
| County Totals: | 0 | 0 | |
| SHAWANO | Town of ALMON Ward 1 | 0 | 0 |
| | Town of ANIWA Ward 1 | 0 | 0 |
| | Town of BIRNAMWOOD Ward 1 | 0 | 0 |
| | Town of HUTCHINS Ward 1 | 0 | 0 |
| | Village of ANIWA Ward 1 | 0 | 0 |
| | Village of BIRNAMWOOD Ward 1 | 0 | 0 |
| | Village of ELAND Ward 1 | 0 | 0 |
| | Village of MATTOON Ward 1 | 0 | 0 |
| County Totals: | 0 | 0 | |
| Office Totals: | 1 | 1 | |

WEC Canvass Reporting System

Ward by Ward Report

2022 Partisan Primary

REPRESENTATIVE TO THE ASSEMBLY DISTRICT 36 - Libertarian

| | | Total Votes Cast | SCATTERING |
|------------------------------|--------------------------------|---------------------|------------|
| FLORENCE | Town of AURORA Wards 1-3 | 0 | 0 |
| | Town of COMMONWEALTH Wards 1-4 | 0 | 0 |
| | Town of FENCE Ward 1 | 0 | 0 |
| | Town of FERN Ward 1 | 0 | 0 |
| | Town of FLORENCE Wards 1-7 | 0 | 0 |
| | Town of HOMESTEAD Ward 1 | 0 | 0 |
| | Town of LONG LAKE Ward 1 | 0 | 0 |
| | Town of TIPLER Ward 1 | 0 | 0 |
| County Totals: | | 0 | 0 |
| FOREST | Town of ALVIN Ward 1 | 0 | 0 |
| | Town of ARGONNE Wards 1,2 | 0 | 0 |
| | Town of ARMSTRONG CREEK Ward 1 | 0 | 0 |
| | Town of BLACKWELL Ward 1 | 0 | 0 |
| | Town of CASWELL Ward 1 | 0 | 0 |
| | Town of CRANDON Wards 1,2 | 0 | 0 |
| | Town of FREEDOM Ward 1 | 0 | 0 |
| | Town of HILES Ward 1 | 0 | 0 |
| | Town of LAONA Wards 1-4 | 0 | 0 |
| | Town of LINCOLN Wards 1-5 | 0 | 0 |
| | Town of NASHVILLE Wards 1-3 | 0 | 0 |
| | Town of NASHVILLE Wards 4-5 | 0 | 0 |
| | Town of POPPLE RIVER Ward 1 | 0 | 0 |
| | Town of ROSS Ward 1 | 0 | 0 |
| Town of WABENO Wards 1,2,3,4 | 0 | 0 | |
| City of CRANDON Wards 1-4 | 0 | 0 | |
| County Totals: | | 0 | 0 |
| MARINETTE | Town of AMBERG Ward 1 | 0 | 0 |
| | Town of ATHELSTANE Wards 1-2 | 0 | 0 |
| | Town of BEAVER Wards 1-2 | 0 | 0 |

WEC Canvass Reporting System

Ward by Ward Report

2022 Partisan Primary

| | | Total Votes Cast | SCATTERING |
|---------------------------|--------------------------------|-----------------------|------------|
| MARINETTE | Town of BEECHER Ward 1 | 0 | 0 |
| | Town of DUNBAR Ward 1 | 0 | 0 |
| | Town of GOODMAN Ward 1 | 0 | 0 |
| | Town of LAKE Wards 1-2 | 0 | 0 |
| | Town of MIDDLE INLET Wards 1-2 | 0 | 0 |
| | Town of NIAGARA Ward 1 | 0 | 0 |
| | Town of PEMBINE Wards 1-2 | 0 | 0 |
| | Town of PORTERFIELD Wards 1-4 | 0 | 0 |
| | Town of SILVER CLIFF Ward 1 | 0 | 0 |
| | Town of STEPHENSON Wards 1-3 | 0 | 0 |
| | Town of STEPHENSON Wards 4-6 | 0 | 0 |
| | Town of WAGNER Ward 1 | 0 | 0 |
| | Town of WAUSAUKEE Wards 1-2 | 0 | 0 |
| | Village of CRIVITZ Wards 1-2 | 0 | 0 |
| | Village of WAUSAUKEE Ward 1 | 0 | 0 |
| City of NIAGARA Wards 1-3 | 0 | 0 | |
| | County Totals: | 0 | 0 |
| MENOMINEE | Town of MENOMINEE Wards 1,3-5 | 0 | 0 |
| | Town of MENOMINEE Ward 2 | 0 | 0 |
| | | County Totals: | 0 |
| OCONTO | Town of BAGLEY Ward 1 | 0 | 0 |
| | Town of BRAZEAU Wards 1,2 | 0 | 0 |
| | Town of CHASE Wards 1-5 | 0 | 0 |
| | Town of GILLETT Wards 1-2 | 0 | 0 |
| | Town of HOW Ward 1 | 0 | 0 |
| | Town of LENA Ward 1 | 0 | 0 |
| | Town of MAPLE VALLEY Ward 1 | 0 | 0 |
| | Town of MORGAN Wards 1-2 | 0 | 0 |
| | Town of OCONTO FALLS Wards 1-2 | 0 | 0 |
| | Town of SPRUCE Ward 1 | 0 | 0 |

WEC Canvass Reporting System

Ward by Ward Report

2022 Partisan Primary

| | | Total Votes Cast | SCATTERING |
|----------------|--------------------------------|---------------------|------------|
| OCONTO | Town of UNDERHILL Ward 1 | 0 | 0 |
| | Village of LENA Ward 1 | 0 | 0 |
| | Village of SURING Ward 1 | 0 | 0 |
| | City of GILLETT Wards 1-3 | 0 | 0 |
| | City of OCONTO FALLS Wards 1-5 | 0 | 0 |
| | County Totals: | 0 | 0 |
| SHAWANO | Town of BARTELME Ward 1 | 0 | 0 |
| | Town of GREEN VALLEY Wards 1-2 | 0 | 0 |
| | Town of RED SPRINGS Wards 1-2 | 0 | 0 |
| | Town of WASHINGTON Wards 1-4 | 0 | 0 |
| | Village of CECIL Ward 1 | 0 | 0 |
| | County Totals: | 0 | 0 |
| | Office Totals: | 0 | 0 |

WEC Canvass Reporting System

Ward by Ward Report

2022 Partisan Primary

REPRESENTATIVE TO THE ASSEMBLY DISTRICT 37 - Libertarian

| | | Total Votes Cast | SCATTERING |
|--------------------------|-----------------------------------|---------------------|------------|
| COLUMBIA | Town of COLUMBUS Ward 1 | 0 | 0 |
| | City of COLUMBUS Wards 1-8,10 | 0 | 0 |
| | County Totals: | 0 | 0 |
| DANE | Town of BRISTOL Wards 1-5 | 0 | 0 |
| | Town of YORK Ward 1 | 0 | 0 |
| | Village of DEFOREST Wards 1-5 | 0 | 0 |
| | Village of DEFOREST Wards 6-10,13 | 0 | 0 |
| | Village of Windsor Wards 1-5 | 0 | 0 |
| | City of SUN PRAIRIE Ward 28 | 0 | 0 |
| | City of SUN PRAIRIE Ward 29 | 0 | 0 |
| | City of SUN PRAIRIE Ward 30 | 0 | 0 |
| | County Totals: | 0 | 0 |
| DODGE | Town of ASHIPUN Wards 1-4 | 0 | 0 |
| | Town of CLYMAN Ward 1 | 0 | 0 |
| | Town of ELBA Wards 1-2 | 0 | 0 |
| | Town of EMMET Wards 1-2 | 0 | 0 |
| | Town of LEBANON Wards 1-3 | 0 | 0 |
| | Town of LOWELL Wards 2-4 | 0 | 0 |
| | Town of PORTLAND Wards 1-2 | 0 | 0 |
| | Town of SHIELDS Ward 1 | 0 | 0 |
| | Village of CLYMAN Ward 1 | 0 | 0 |
| | Village of LOWELL Ward 1 | 0 | 0 |
| | Village of REESEVILLE Ward 1 | 0 | 0 |
| | CITY OF COLUMBUS Ward 9 | 0 | 0 |
| | CITY OF WATERTOWN Wards 1-2 | 0 | 0 |
| | CITY OF WATERTOWN Wards 3-4 | 1 | 1 |
| | CITY OF WATERTOWN Wards 5-7 | 0 | 0 |
| CITY OF WATERTOWN Ward 8 | 0 | 0 | |

WEC Canvass Reporting System

Ward by Ward Report

2022 Partisan Primary

| | | Total Votes Cast | SCATTERING |
|------------------|-------------------------------|---------------------|------------|
| DODGE | County Totals: | 1 | 1 |
| JEFFERSON | City of WATERTOWN Wards 9-10 | 0 | 0 |
| | City of WATERTOWN Wards 11-13 | 0 | 0 |
| | City of WATERTOWN Wards 14-15 | 0 | 0 |
| | City of WATERTOWN Wards 16-17 | 0 | 0 |
| | City of WATERTOWN Wards 18-19 | 0 | 0 |
| | City of WATERTOWN Wards 20-22 | 2 | 2 |
| | County Totals: | 2 | 2 |
| | Office Totals: | 3 | 3 |

WEC Canvass Reporting System

Ward by Ward Report

2022 Partisan Primary

REPRESENTATIVE TO THE ASSEMBLY DISTRICT 38 - Libertarian

| | | Total Votes Cast | SCATTERING |
|------------------|------------------------------------|---------------------|------------|
| DANE | Town of CHRISTIANA Wards 1-2 | 0 | 0 |
| | Town of DEERFIELD Wards 1-2 | 0 | 0 |
| | Town of MEDINA Wards 1-2 | 0 | 0 |
| | Village of CAMBRIDGE Wards 2-3 | 0 | 0 |
| | Village of DEERFIELD Wards 1-3 | 0 | 0 |
| | Village of MARSHALL Wards 1-5 | 0 | 0 |
| | Village of ROCKDALE Ward 1 | 0 | 0 |
| | County Totals: | 0 | 0 |
| JEFFERSON | Town of AZTALAN Wards 1-3 | 0 | 0 |
| | Town of CONCORD Wards 1,2 | 0 | 0 |
| | Town of FARMINGTON Wards 1-3 | 0 | 0 |
| | Town of IXONIA Wards 1-6 | 0 | 0 |
| | Town of LAKE MILLS Wards 1-3 | 0 | 0 |
| | Town of MILFORD Wards 1-2 | 0 | 0 |
| | Town of WATERLOO Ward 1 | 0 | 0 |
| | Town of WATERTOWN Wards 1-2 | 0 | 0 |
| | VILLAGE OF CAMBRIDGE Ward 1 | 0 | 0 |
| | Village of JOHNSON CREEK Wards 1-4 | 0 | 0 |
| | City of LAKE MILLS Wards 1-8 | 0 | 0 |
| | City of WATERLOO Wards 1-5 | 0 | 0 |
| | County Totals: | 0 | 0 |
| WAUKESHA | City of OCONOMOWOC Wards 1,2,3 | 0 | 0 |
| | City of OCONOMOWOC Wards 4-6 | 0 | 0 |
| | City of OCONOMOWOC Wards 7,8,9 | 0 | 0 |
| | City of OCONOMOWOC Wards 10-12 | 1 | 1 |
| | County Totals: | 1 | 1 |
| | Office Totals: | 1 | 1 |

WEC Canvass Reporting System

Ward by Ward Report

2022 Partisan Primary

REPRESENTATIVE TO THE ASSEMBLY DISTRICT 39 - Libertarian

| | Total Votes Cast | SCATTERING |
|------------------------------------|---------------------|------------|
| COLUMBIA | | |
| Town of COURTLAND Ward 1 | 0 | 0 |
| Town of FOUNTAIN PRAIRIE Wards 1-2 | 0 | 0 |
| Town of HAMPDEN Ward 1 | 0 | 0 |
| Town of OTSEGO Ward 1 | 0 | 0 |
| Village of DOYLESTOWN Ward 1 | 0 | 0 |
| Village of FALL RIVER Wards 1-2 | 0 | 0 |
| County Totals: | 0 | 0 |
| DODGE | | |
| Town of BEAVER DAM Wards 1-2,7-12 | 0 | 0 |
| Town of BEAVER DAM Wards 3-6 | 0 | 0 |
| Town of BURNETT Wards 1-2 | 0 | 0 |
| Town of CALAMUS Wards 1-2 | 0 | 0 |
| Town of HERMAN Wards 1-2 | 0 | 0 |
| Town of HUBBARD Wards 1-2 | 1 | 1 |
| Town of HUSTISFORD Wards 1-2 | 0 | 0 |
| Town of LEROY Wards 1-2 | 0 | 0 |
| Town of LOMIRA Wards 1-2 | 0 | 0 |
| Town of LOMIRA Ward 3 | 0 | 0 |
| Town of LOWELL Ward 1 | 0 | 0 |
| Town of OAK GROVE Wards 1-2 | 0 | 0 |
| Town of RUBICON Wards 1-3 | 0 | 0 |
| Town of THERESA Wards 1,4 | 0 | 0 |
| Town of THERESA Wards 2-3 | 0 | 0 |
| Town of WESTFORD Wards 1-3 | 0 | 0 |
| Town of WESTFORD Ward 4 | 0 | 0 |
| Town of WILLIAMSTOWN Ward 1 | 0 | 0 |
| Village of BROWNSVILLE Ward 1 | 0 | 0 |
| Village of HUSTISFORD Wards 1-2 | 0 | 0 |
| Village of IRON RIDGE Ward 1 | 0 | 0 |
| Village of KEKOSKEE Wards 1-2 | 0 | 0 |

WEC Canvass Reporting System

Ward by Ward Report

2022 Partisan Primary

| | | Total Votes Cast | SCATTERING |
|--------------|---|---------------------|------------|
| DODGE | Village of LOMIRA Wards 1-3 | 0 | 0 |
| | Village of NEOSHO Ward 1 | 0 | 0 |
| | Village of THERESA Wards 1-3 | 0 | 0 |
| | City of BEAVER DAM Wards 1-2,4,16 | 0 | 0 |
| | City of BEAVER DAM Wards 3,5-7 | 0 | 0 |
| | City of BEAVER DAM Wards 8,11,19-20,23 | 0 | 0 |
| | City of BEAVER DAM Wards 9-10,12-15 | 0 | 0 |
| | City of BEAVER DAM Wards 17-18,21-22,24 | 0 | 0 |
| | City of BEAVER DAM Ward 25 | 0 | 0 |
| | City of BEAVER DAM Ward 26 | 0 | 0 |
| | City of HORICON Wards 1-6 | 0 | 0 |
| | City of JUNEAU Wards 1-3 | 0 | 0 |
| | City of MAYVILLE Wards 1-6 | 0 | 0 |
| | County Totals: | 1 | 1 |
| | Office Totals: | 1 | 1 |

WEC Canvass Reporting System

Ward by Ward Report

2022 Partisan Primary

REPRESENTATIVE TO THE ASSEMBLY DISTRICT 40 - Libertarian

| | | Total Votes Cast | SCATTERING |
|---------------------------|----------------------------------|---------------------|------------|
| OUTAGAMIE | Town of MAPLE CREEK Ward 1 | 0 | 0 |
| | CITY OF NEW LONDON Wards 10-11 | 0 | 0 |
| | County Totals: | 0 | 0 |
| SHAWANO | CITY OF MARION Ward 4 | 0 | 0 |
| | County Totals: | 0 | 0 |
| WAUPACA | Town of BEAR CREEK Ward 1 | 0 | 0 |
| | Town of CALEDONIA Wards 1-2 | 0 | 0 |
| | Town of DAYTON Wards 1-4 | 0 | 0 |
| | Town of DUPONT Wards 1-2 | 0 | 0 |
| | Town of FARMINGTON Wards 1-6 | 0 | 0 |
| | Town of FREMONT Wards 1-2 | 0 | 0 |
| | Town of HARRISON Ward 1 | 0 | 0 |
| | Town of HELVETIA Wards 1-2 | 0 | 0 |
| | Town of IOLA Wards 1-2 | 0 | 0 |
| | Town of LARRABEE Wards 1,2 | 0 | 0 |
| | Town of LEBANON Wards 1-3 | 0 | 0 |
| | Town of LIND Wards 1-3 | 0 | 0 |
| | Town of LITTLE WOLF Wards 1-3 | 0 | 0 |
| | Town of MUKWA Wards 1-2 | 0 | 0 |
| | Town of MUKWA Wards 3-5 | 0 | 0 |
| | Town of ROYALTON Wards 1-3 | 0 | 0 |
| | Town of SAINT LAWRENCE Wards 1-2 | 0 | 0 |
| | Town of SCANDINAVIA Wards 1-2 | 0 | 0 |
| | Town of UNION Wards 1-2 | 0 | 0 |
| | Town of WAUPACA Wards 1-2 | 0 | 0 |
| | Town of WEYAUWEGA Ward 1 | 0 | 0 |
| | Town of WYOMING Ward 1 | 0 | 0 |
| | Village of BIG FALLS Ward 1 | 0 | 0 |
| Village of FREMONT Ward 1 | 0 | 0 | |

WEC Canvass Reporting System

Ward by Ward Report

2022 Partisan Primary

| | | Total Votes Cast | SCATTERING |
|-----------------------------|--|---------------------|------------|
| WAUPACA | Village of FREMONT Ward 2 | 0 | 0 |
| | Village of IOLA Wards 1-2 | 1 | 1 |
| | Village of OGDENSBURG Ward 1 | 0 | 0 |
| | Village of SCANDINAVIA Ward 1 | 0 | 0 |
| | City of CLINTONVILLE Wards 1-8 | 0 | 0 |
| | City of MANAWA Wards 1-3 | 0 | 0 |
| | City of MARION Wards 1-3 | 0 | 0 |
| | City of NEW LONDON Wards 1-2 | 0 | 0 |
| | City of NEW LONDON Wards 3,5 | 0 | 0 |
| | City of NEW LONDON Wards 4,8-9 | 0 | 0 |
| | City of NEW LONDON Wards 6-7 | 0 | 0 |
| | City of WAUPACA Wards 1,2,3,4,5,6,7,8,9,10 | 0 | 0 |
| City of WEYAUWEGA Wards 1-4 | 0 | 0 | |
| County Totals: | 1 | 1 | |
| WAUSHARA | Town of BLOOMFIELD Wards 1-2 | 0 | 0 |
| | Town of LEON Wards 1-4 | 0 | 0 |
| | Town of POY SIPPI Ward 1 | 0 | 0 |
| | Town of SAXEVILLE Ward 1 | 0 | 0 |
| | Town of SPRINGWATER Wards 1-2 | 0 | 0 |
| | Town of WARREN Wards 1-2 | 0 | 0 |
| County Totals: | 0 | 0 | |
| Office Totals: | 1 | 1 | |

WEC Canvass Reporting System

Ward by Ward Report

2022 Partisan Primary

REPRESENTATIVE TO THE ASSEMBLY DISTRICT 41 - Libertarian

| | Total Votes Cast | SCATTERING |
|-------------------------------------|---------------------|------------|
| ADAMS | | |
| Town of ADAMS Wards 1-3 | 0 | 0 |
| Town of DELL PRAIRIE Wards 1,2 | 0 | 0 |
| Town of EASTON Ward 1 | 0 | 0 |
| Town of JACKSON Wards 1-2 | 0 | 0 |
| Town of LINCOLN Ward 1 | 0 | 0 |
| Town of NEW CHESTER Wards 1-3 | 0 | 0 |
| Town of NEW HAVEN Ward 1 | 0 | 0 |
| Town of QUINCY Wards 1,2 | 0 | 0 |
| Town of SPRINGVILLE Wards 1-2 | 0 | 0 |
| Village of FRIENDSHIP Ward 1 | 0 | 0 |
| City of ADAMS Wards 1-5 | 0 | 0 |
| CITY OF WISCONSIN DELLS Wards 5,9 | 0 | 0 |
| County Totals: | 0 | 0 |
| COLUMBIA | | |
| Town of LEWISTON Wards 1-3 | 0 | 0 |
| Town of NEWPORT Ward 1 | 0 | 0 |
| City of PORTAGE Wards 1-3 | 0 | 0 |
| City of PORTAGE Wards 4-6 | 0 | 0 |
| City of PORTAGE Wards 7-10 | 0 | 0 |
| City of WISCONSIN DELLS Wards 1-3,6 | 0 | 0 |
| County Totals: | 0 | 0 |
| GREEN LAKE | | |
| Town of BERLIN Wards 1-3 | 0 | 0 |
| Town of BROOKLYN Wards 1-3 | 0 | 0 |
| Town of PRINCETON Wards 1,2,3 | 0 | 0 |
| Town of ST. MARIE Ward 1 | 0 | 0 |
| Town of SENECA Ward 1 | 0 | 0 |
| City of BERLIN Wards 1-6 | 0 | 0 |
| City of GREEN LAKE Wards 1,2,3 | 0 | 0 |
| City of PRINCETON Wards 1-4 | 0 | 0 |

WEC Canvass Reporting System

Ward by Ward Report

2022 Partisan Primary

| | | Total Votes Cast | SCATTERING |
|-------------------|-----------------------------------|---------------------|------------|
| GREEN LAKE | County Totals: | 0 | 0 |
| JUNEAU | CITY OF WISCONSIN DELLS Ward 7 | 0 | 0 |
| | County Totals: | 0 | 0 |
| MARQUETTE | Town of CRYSTAL LAKE Ward 1 | 0 | 0 |
| | Town of DOUGLAS Ward 1 | 0 | 0 |
| | Town of HARRIS Ward 1 | 0 | 0 |
| | Town of MECAN Ward 1 | 0 | 0 |
| | Town of NESHKORO Wards 1-2 | 0 | 0 |
| | Town of NEWTON Wards 1-2 | 0 | 0 |
| | Town of OXFORD Wards 1-2 | 0 | 0 |
| | Town of PACKWAUKEE Wards 1-3 | 0 | 0 |
| | Town of SHIELDS Wards 1-2 | 0 | 0 |
| | Town of SPRINGFIELD Ward 1 | 0 | 0 |
| | Town of WESTFIELD Wards 1-2 | 0 | 0 |
| | Village of ENDEAVOR Ward 1 | 0 | 0 |
| | Village of NESHKORO Ward 1 | 0 | 0 |
| | Village of OXFORD Ward 1 | 0 | 0 |
| | Village of WESTFIELD Wards 1-3 | 0 | 0 |
| | County Totals: | 0 | 0 |
| SAUK | Town of DELTON Wards 1-4 | 0 | 0 |
| | Village of LAKE DELTON Wards 1-6 | 0 | 0 |
| | CITY OF WISCONSIN DELLS Wards 4,8 | 0 | 0 |
| | County Totals: | 0 | 0 |
| WAUSHARA | Town of AURORA Wards 1-2 | 0 | 0 |
| | CITY OF BERLIN Ward 7 | 0 | 0 |
| | County Totals: | 0 | 0 |
| | Office Totals: | 0 | 0 |

WEC Canvass Reporting System

Ward by Ward Report

2022 Partisan Primary

REPRESENTATIVE TO THE ASSEMBLY DISTRICT 42 - Libertarian

| | Total Votes Cast | SCATTERING |
|----------------------------------|---------------------|------------|
| COLUMBIA | | |
| Town of ARLINGTON Ward 1 | 0 | 0 |
| Town of DEKORRA Wards 1-4 | 0 | 0 |
| Town of FORT WINNEBAGO Ward 1 | 0 | 0 |
| Town of LEEDS Ward 1 | 0 | 0 |
| Town of LODI Wards 1-5 | 0 | 0 |
| Town of LOWVILLE Wards 1-2 | 0 | 0 |
| Town of MARCELLON Wards 1-2 | 0 | 0 |
| Town of PACIFIC Wards 1-4 | 0 | 0 |
| Town of RANDOLPH Ward 1 | 0 | 0 |
| Town of SCOTT Wards 1-2 | 0 | 0 |
| Town of SPRINGVALE Ward 1 | 0 | 0 |
| Town of WYOCENA Wards 1-3 | 0 | 0 |
| Village of ARLINGTON Ward 1 | 0 | 0 |
| Village of CAMBRIA Ward 1 | 0 | 0 |
| Village of FRIESLAND Ward 1 | 0 | 0 |
| Village of PARDEEVILLE Wards 1-3 | 0 | 0 |
| Village of POYNETTE Wards 1-4 | 0 | 0 |
| VILLAGE OF RANDOLPH Ward 3 | 0 | 0 |
| Village of RIO Wards 1-2 | 0 | 0 |
| Village of WYOCENA Ward 1 | 0 | 0 |
| City of LODI Wards 1,2,3,4,5 | 0 | 0 |
| County Totals: | 0 | 0 |
| DODGE | | |
| Town of CHESTER Wards 1-2 | 0 | 0 |
| Town of FOX LAKE Wards 1-4 | 0 | 0 |
| Town of TRENTON Wards 1-3 | 0 | 0 |
| Village of RANDOLPH Wards 1-2 | 0 | 0 |
| City of FOX LAKE Wards 1-3 | 0 | 0 |
| County Totals: | 0 | 0 |

WEC Canvass Reporting System

Ward by Ward Report

2022 Partisan Primary

| | | Total Votes Cast | SCATTERING |
|-----------------------|------------------------------|---------------------|------------|
| FOND DU LAC | Town of ALTO Wards 1-2 | 0 | 0 |
| | Town of METOMEN Wards 1-2 | 0 | 0 |
| | Town of RIPON Wards 1-2 | 0 | 0 |
| | Village of BRANDON Ward 1 | 0 | 0 |
| | Village of FAIRWATER Ward 1 | 0 | 0 |
| | City of RIPON Wards 1-3 | 0 | 0 |
| | City of RIPON Wards 4-6 | 0 | 0 |
| | City of RIPON Wards 7,8 | 0 | 0 |
| | City of RIPON Wards 9-11 | 0 | 0 |
| County Totals: | | 0 | 0 |
| GREEN LAKE | Town of GREEN LAKE Wards 1-2 | 0 | 0 |
| | Town of KINGSTON Wards 1-2 | 0 | 0 |
| | Town of MACKFORD Ward 1 | 0 | 0 |
| | Town of MANCHESTER Ward 1 | 0 | 0 |
| | Town of MARQUETTE Ward 1 | 0 | 0 |
| | Village of KINGSTON Ward 1 | 0 | 0 |
| | Village of MARQUETTE Ward 1 | 0 | 0 |
| | City of MARKESAN Wards 1-3 | 0 | 0 |
| County Totals: | | 0 | 0 |
| MARQUETTE | Town of BUFFALO Wards 1-3 | 0 | 0 |
| | Town of MONTELLO Wards 1-4 | 1 | 1 |
| | Town of MOUNDVILLE Wards 1-2 | 0 | 0 |
| | City of MONTELLO Wards 1-4 | 0 | 0 |
| County Totals: | | 1 | 1 |
| Office Totals: | | 1 | 1 |

WEC Canvass Reporting System

Ward by Ward Report

2022 Partisan Primary

REPRESENTATIVE TO THE ASSEMBLY DISTRICT 43 - Libertarian

| | | Total Votes Cast | SCATTERING |
|----------------------------|------------------------------------|---------------------|------------|
| DANE | Town of ALBION Wards 1-3 | 0 | 0 |
| | Town of DUNKIRK Wards 1-6 | 0 | 0 |
| | Town of DUNN Wards 1-7 | 1 | 1 |
| | Town of PLEASANT SPRINGS Wards 1-4 | 0 | 0 |
| | Town of RUTLAND Wards 1-2 | 0 | 0 |
| | Village of BROOKLYN Wards 1,3 | 0 | 0 |
| | Village of OREGON Wards 1,5-6,11 | 0 | 0 |
| | Village of OREGON Wards 2-4,12 | 0 | 0 |
| | Village of OREGON Wards 7-10,13-14 | 0 | 0 |
| | CITY OF EDGERTON Ward 7 | 0 | 0 |
| | City of STOUGHTON Wards 1-2 | 0 | 0 |
| | City of STOUGHTON Wards 3,4 | 0 | 0 |
| | City of STOUGHTON Wards 5-6 | 1 | 1 |
| | City of STOUGHTON Wards 7,8 | 0 | 0 |
| County Totals: | 2 | 2 | |
| GREEN | VILLAGE OF BROOKLYN Ward 2 | 0 | 0 |
| | County Totals: | 0 | 0 |
| ROCK | Town of CENTER Wards 1-2 | 0 | 0 |
| | Town of FULTON Wards 1-6 | 0 | 0 |
| | Town of JANESVILLE Wards 1,6 | 0 | 0 |
| | Town of JANESVILLE Wards 2-5,7-10 | 0 | 0 |
| | Town of PLYMOUTH Wards 1,3 | 0 | 0 |
| | Town of PORTER Ward 1 | 0 | 0 |
| | Town of ROCK Wards 1-5,8 | 0 | 0 |
| | Town of ROCK Wards 6-7 | 0 | 0 |
| | Village of FOOTVILLE Ward 1 | 0 | 0 |
| | City of EDGERTON Wards 1-6 | 0 | 0 |
| | City of JANESVILLE Ward 7 | 0 | 0 |
| City of JANESVILLE Ward 36 | 0 | 0 | |

WEC Canvass Reporting System

Ward by Ward Report

2022 Partisan Primary

ROCK

| | Total Votes Cast | SCATTERING |
|----------------|---------------------|------------|
| County Totals: | 0 | 0 |
| Office Totals: | 2 | 2 |

WEC Canvass Reporting System

Ward by Ward Report

2022 Partisan Primary

REPRESENTATIVE TO THE ASSEMBLY DISTRICT 44 - Libertarian

| | Total Votes Cast | SCATTERING |
|----------------------------|---------------------|------------|
| ROCK | | |
| City of JANESVILLE Ward 1 | 0 | 0 |
| City of JANESVILLE Ward 2 | 0 | 0 |
| City of JANESVILLE Ward 3 | 1 | 1 |
| City of JANESVILLE Ward 4 | 0 | 0 |
| City of JANESVILLE Ward 5 | 0 | 0 |
| City of JANESVILLE Ward 6 | 0 | 0 |
| City of JANESVILLE Ward 8 | 0 | 0 |
| City of JANESVILLE Ward 9 | 0 | 0 |
| City of JANESVILLE Ward 10 | 0 | 0 |
| City of JANESVILLE Ward 11 | 0 | 0 |
| City of JANESVILLE Ward 12 | 0 | 0 |
| City of JANESVILLE Ward 14 | 0 | 0 |
| City of JANESVILLE Ward 15 | 0 | 0 |
| City of JANESVILLE Ward 16 | 0 | 0 |
| City of JANESVILLE Ward 18 | 0 | 0 |
| City of JANESVILLE Ward 19 | 0 | 0 |
| City of JANESVILLE Ward 20 | 0 | 0 |
| City of JANESVILLE Ward 22 | 0 | 0 |
| City of JANESVILLE Ward 24 | 0 | 0 |
| City of JANESVILLE Ward 26 | 0 | 0 |
| City of JANESVILLE Ward 27 | 0 | 0 |
| City of JANESVILLE Ward 28 | 0 | 0 |
| City of JANESVILLE Ward 30 | 0 | 0 |
| City of JANESVILLE Ward 31 | 0 | 0 |
| City of JANESVILLE Ward 33 | 0 | 0 |
| City of JANESVILLE Ward 34 | 0 | 0 |
| County Totals: | 1 | 1 |
| Office Totals: | 1 | 1 |

WEC Canvass Reporting System

Ward by Ward Report

2022 Partisan Primary

REPRESENTATIVE TO THE ASSEMBLY DISTRICT 45 - Libertarian

| | Total Votes Cast | SCATTERING |
|----------------------------------|---------------------|------------|
| GREEN | | |
| Town of ADAMS Ward 1 | 0 | 0 |
| Town of ALBANY Wards 1-2 | 0 | 0 |
| Town of BROOKLYN Wards 1-3 | 0 | 0 |
| Town of DECATUR Wards 1-4 | 0 | 0 |
| Town of EXETER Wards 1,2,3 | 0 | 0 |
| Town of MOUNT PLEASANT Wards 1-3 | 0 | 0 |
| Town of SPRING GROVE Ward 1 | 0 | 0 |
| Town of WASHINGTON Ward 1 | 0 | 0 |
| Village of ALBANY Wards 1-2 | 0 | 0 |
| Village of MONTICELLO Wards 1-2 | 0 | 0 |
| City of BRODHEAD Wards 1-6 | 0 | 0 |
| County Totals: | 0 | 0 |
| ROCK | | |
| Town of AVON Ward 1 | 0 | 0 |
| Town of BELOIT Wards 1-3 | 0 | 0 |
| Town of BELOIT Wards 6-7 | 0 | 0 |
| Town of MAGNOLIA Ward 1 | 0 | 0 |
| Town of NEWARK Wards 1,2 | 0 | 0 |
| Town of PLYMOUTH Ward 2 | 0 | 0 |
| Town of SPRING VALLEY Ward 1 | 0 | 0 |
| Town of UNION Wards 1-3 | 1 | 1 |
| Village of ORFORDVILLE Wards 1-2 | 0 | 0 |
| City of BELOIT Ward 1 | 0 | 0 |
| City of BELOIT Ward 2 | 0 | 0 |
| City of BELOIT Ward 3 | 0 | 0 |
| City of BELOIT Ward 4 | 0 | 0 |
| City of BELOIT Ward 5 | 0 | 0 |
| City of BELOIT Ward 6 | 0 | 0 |
| City of BELOIT Ward 7 | 0 | 0 |
| City of BELOIT Ward 8 | 0 | 0 |

WEC Canvass Reporting System

Ward by Ward Report

2022 Partisan Primary

| | Total Votes Cast | SCATTERING |
|--|---------------------|------------|
| ROCK | | |
| City of BELOIT Ward 9 | 0 | 0 |
| City of BELOIT Ward 10 | 0 | 0 |
| City of BELOIT Ward 11 | 0 | 0 |
| City of BELOIT Ward 12 | 0 | 0 |
| City of BELOIT Ward 13 | 0 | 0 |
| City of BELOIT Ward 14 | 0 | 0 |
| City of BELOIT Ward 15 | 0 | 0 |
| City of BELOIT Ward 16 | 0 | 0 |
| City of BELOIT Ward 17 | 0 | 0 |
| City of BELOIT Ward 21 | 0 | 0 |
| City of BELOIT Ward 24 | 0 | 0 |
| City of BELOIT Ward 26 | 0 | 0 |
| City of BELOIT Ward 27 | 0 | 0 |
| City of BELOIT Ward 28 | 0 | 0 |
| City of BELOIT Ward 30 | 0 | 0 |
| City of BELOIT Ward 31 | 0 | 0 |
| CITY OF BROADHEAD Wards 7-8 | 0 | 0 |
| City of EVANSVILLE Wards 1,2,3,4,5,6,7,8 | 0 | 0 |
| County Totals: | 1 | 1 |
| Office Totals: | 1 | 1 |

WEC Canvass Reporting System

Ward by Ward Report

2022 Partisan Primary

REPRESENTATIVE TO THE ASSEMBLY DISTRICT 46 - Libertarian

| | Total Votes Cast | SCATTERING |
|---|---------------------|------------|
| DANE Town of BURKE Wards 1-4,7 | 0 | 0 |
| Town of COTTAGE GROVE Wards 1-6 | 0 | 0 |
| Town of SUN PRAIRIE Wards 1-3 | 0 | 0 |
| Village of COTTAGE GROVE Wards 1,2,3,4,5,6,7,8,9 | 0 | 0 |
| City of MADISON Ward 7 | 0 | 0 |
| City of MADISON Ward 22 | 0 | 0 |
| City of MADISON Ward 23 | 0 | 0 |
| City of MADISON Ward 123 | 0 | 0 |
| City of MADISON Ward 124 | 0 | 0 |
| City of MADISON Ward 143 | 0 | 0 |
| City of SUN PRAIRIE Ward 1 | 0 | 0 |
| City of SUN PRAIRIE Ward 2 | 0 | 0 |
| City of SUN PRAIRIE Ward 3 | 0 | 0 |
| City of SUN PRAIRIE Ward 4 | 0 | 0 |
| City of SUN PRAIRIE Ward 5 | 0 | 0 |
| City of SUN PRAIRIE Ward 6 | 0 | 0 |
| City of SUN PRAIRIE Ward 7 | 0 | 0 |
| City of SUN PRAIRIE Ward 8 | 0 | 0 |
| City of SUN PRAIRIE Ward 9 | 0 | 0 |
| City of SUN PRAIRIE Ward 10 | 0 | 0 |
| City of SUN PRAIRIE Ward 11 | 0 | 0 |
| City of SUN PRAIRIE Ward 12 | 0 | 0 |
| City of SUN PRAIRIE Ward 13 | 0 | 0 |
| City of SUN PRAIRIE Ward 14 | 0 | 0 |
| City of SUN PRAIRIE Ward 15 | 0 | 0 |
| City of SUN PRAIRIE Ward 16 | 0 | 0 |
| City of SUN PRAIRIE Ward 17 | 0 | 0 |
| City of SUN PRAIRIE Ward 18 | 0 | 0 |

WEC Canvass Reporting System

Ward by Ward Report

2022 Partisan Primary

| | | Total Votes Cast | SCATTERING |
|-------------|-----------------------------|---------------------|------------|
| DANE | City of SUN PRAIRIE Ward 19 | 0 | 0 |
| | City of SUN PRAIRIE Ward 20 | 0 | 0 |
| | City of SUN PRAIRIE Ward 21 | 0 | 0 |
| | City of SUN PRAIRIE Ward 22 | 0 | 0 |
| | City of SUN PRAIRIE Ward 23 | 0 | 0 |
| | City of SUN PRAIRIE Ward 24 | 0 | 0 |
| | City of SUN PRAIRIE Ward 25 | 0 | 0 |
| | City of SUN PRAIRIE Ward 26 | 0 | 0 |
| | City of SUN PRAIRIE Ward 27 | 0 | 0 |
| | County Totals: | 0 | 0 |
| | Office Totals: | 0 | 0 |

WEC Canvass Reporting System

Ward by Ward Report

2022 Partisan Primary

REPRESENTATIVE TO THE ASSEMBLY DISTRICT 47 - Libertarian

| | | Total Votes Cast | SCATTERING |
|-------------|--|---------------------|------------|
| DANE | Town of BLOOMING GROVE Wards 1-7 | 0 | 0 |
| | Town of MADISON Wards 1-10 | 0 | 0 |
| | Village of MCFARLAND Wards 1,2,3,4,5,6,7,8,9,10 | 0 | 0 |
| | City of FITCHBURG Wards 1-5 | 0 | 0 |
| | City of FITCHBURG Wards 6-10 | 1 | 1 |
| | City of FITCHBURG Wards 11-13 | 0 | 0 |
| | City of FITCHBURG Wards 17-19 | 0 | 0 |
| | City of MADISON Ward 1 | 0 | 0 |
| | City of MADISON Ward 2 | 0 | 0 |
| | City of MADISON Ward 3 | 0 | 0 |
| | City of MADISON Ward 4 | 0 | 0 |
| | City of MADISON Ward 14 | 0 | 0 |
| | City of MADISON Ward 121 | 0 | 0 |
| | City of MADISON Ward 122 | 0 | 0 |
| | City of MADISON Ward 130 | 0 | 0 |
| | City of MADISON Ward 132 | 0 | 0 |
| | City of MADISON Ward 133 | 0 | 0 |
| | City of MONONA Wards 1-5 | 0 | 0 |
| | City of MONONA Wards 6-10 | 0 | 0 |
| | County Totals: | 1 | 1 |
| | Office Totals: | 1 | 1 |

WEC Canvass Reporting System

Ward by Ward Report

2022 Partisan Primary

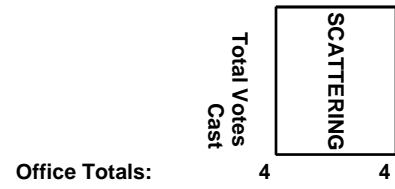
REPRESENTATIVE TO THE ASSEMBLY DISTRICT 48 - Libertarian

| | Total Votes Cast | SCATTERING |
|----------------------------------|---------------------|------------|
| DANE | | |
| Village of MAPLE BLUFF Wards 1-2 | 0 | 0 |
| City of MADISON Ward 5 | 0 | 0 |
| City of MADISON Ward 6 | 0 | 0 |
| City of MADISON Ward 8 | 0 | 0 |
| City of MADISON Ward 9 | 0 | 0 |
| City of MADISON Ward 10 | 0 | 0 |
| City of MADISON Ward 11 | 1 | 1 |
| City of MADISON Ward 12 | 0 | 0 |
| City of MADISON Ward 13 | 0 | 0 |
| City of MADISON Ward 15 | 0 | 0 |
| City of MADISON Ward 16 | 0 | 0 |
| City of MADISON Ward 17 | 1 | 1 |
| City of MADISON Ward 18 | 0 | 0 |
| City of MADISON Ward 19 | 0 | 0 |
| City of MADISON Ward 20 | 0 | 0 |
| City of MADISON Ward 21 | 0 | 0 |
| City of MADISON Ward 24 | 0 | 0 |
| City of MADISON Ward 25 | 0 | 0 |
| City of MADISON Ward 26 | 0 | 0 |
| City of MADISON Ward 27 | 0 | 0 |
| City of MADISON Ward 31 | 0 | 0 |
| City of MADISON Ward 32 | 0 | 0 |
| City of MADISON Ward 33 | 0 | 0 |
| City of MADISON Ward 34 | 0 | 0 |
| City of MADISON Ward 35 | 0 | 0 |
| City of MADISON Ward 36 | 0 | 0 |
| City of MADISON Ward 37 | 1 | 1 |
| City of MADISON Ward 38 | 1 | 1 |
| County Totals: | 4 | 4 |

WEC Canvass Reporting System

Ward by Ward Report

2022 Partisan Primary



WEC Canvass Reporting System

Ward by Ward Report

2022 Partisan Primary

REPRESENTATIVE TO THE ASSEMBLY DISTRICT 49 - Libertarian

| | Total Votes Cast | SCATTERING |
|-----------------------------------|---------------------|------------|
| GRANT | | |
| Town of BEETOWN Wards 1-2 | 0 | 0 |
| Town of BLOOMINGTON Ward 1 | 0 | 0 |
| Town of BOSCOBEL Wards 1-3 | 0 | 0 |
| Town of CASSVILLE Wards 1-2 | 0 | 0 |
| Town of CASTLE ROCK Ward 1 | 0 | 0 |
| Town of CLIFTON Ward 1 | 0 | 0 |
| Town of ELLENBORO Ward 1 | 0 | 0 |
| Town of FENNIMORE Wards 1-2 | 0 | 0 |
| Town of GLEN HAVEN Ward 1 | 0 | 0 |
| Town of HARRISON Ward 1 | 0 | 0 |
| Town of HAZEL GREEN Wards 1-2 | 0 | 0 |
| Town of HICKORY GROVE Ward 1 | 0 | 0 |
| Town of JAMESTOWN Wards 1-3 | 0 | 0 |
| Town of LIBERTY Ward 1 | 0 | 0 |
| Town of LIMA Ward 1 | 0 | 0 |
| Town of LITTLE GRANT Ward 1 | 0 | 0 |
| Town of MARION Ward 1 | 0 | 0 |
| Town of MILLVILLE Ward 1 | 0 | 0 |
| Town of MOUNT HOPE Ward 1 | 0 | 0 |
| Town of MOUNT IDA Ward 1 | 0 | 0 |
| Town of MUSCODA Ward 1 | 0 | 0 |
| Town of NORTH LANCASTER Ward 1 | 0 | 0 |
| Town of PARIS Wards 1-2 | 0 | 0 |
| Town of PATCH GROVE Ward 1 | 0 | 0 |
| Town of PLATTEVILLE Wards 1,2 | 0 | 0 |
| Town of POTOSI Wards 1-2 | 0 | 0 |
| Town of SMELSER Wards 1-2 | 0 | 0 |
| Town of SOUTH LANCASTER Wards 1,2 | 0 | 0 |
| Town of WATERLOO Ward 1 | 0 | 0 |

WEC Canvass Reporting System

Ward by Ward Report

2022 Partisan Primary

| | | Total Votes Cast | SCATTERING |
|--------------|----------------------------------|---------------------|------------|
| GRANT | Town of WATTERSTOWN Wards 1-2 | 0 | 0 |
| | Town of WINGVILLE Ward 1 | 0 | 0 |
| | Town of WOODMAN Ward 1 | 0 | 0 |
| | Town of WYALUSING Ward 1 | 0 | 0 |
| | Village of BAGLEY Ward 1 | 0 | 0 |
| | Village of BLOOMINGTON Ward 1 | 0 | 0 |
| | Village of BLUE RIVER Ward 1 | 0 | 0 |
| | Village of CASSVILLE Wards 1-2 | 0 | 0 |
| | Village of DICKEYVILLE Wards 1-2 | 0 | 0 |
| | Village of HAZEL GREEN Wards 1-2 | 0 | 0 |
| | Village of LIVINGSTON Ward 1 | 0 | 0 |
| | Village of MONTFORT Ward 1 | 0 | 0 |
| | Village of MOUNT HOPE Ward 1 | 0 | 0 |
| | Village of MUSCODA Wards 1-2 | 0 | 0 |
| | Village of PATCH GROVE Ward 1 | 0 | 0 |
| | Village of POTOSI Ward 1 | 0 | 0 |
| | Village of TENNYSON Ward 1 | 0 | 0 |
| | Village of WOODMAN Ward 1 | 0 | 0 |
| | City of BOSCOBEL Wards 1-8 | 0 | 0 |
| | City of CUBA CITY Wards 1-4 | 0 | 0 |
| | City of FENNIMORE Wards 1-4 | 0 | 0 |
| | City of LANCASTER Wards 1-6 | 0 | 0 |
| | City of PLATTEVILLE Wards 1-2 | 0 | 0 |
| | City of PLATTEVILLE Wards 3-4 | 0 | 0 |
| | City of PLATTEVILLE Wards 5-6 | 0 | 0 |
| | City of PLATTEVILLE Wards 7-9 | 0 | 0 |
| | County Totals: | 0 | 0 |
| IOWA | VILLAGE OF LIVINGSTON Ward 2 | 0 | 0 |
| | VILLAGE OF MONTFORT Ward 2 | 0 | 0 |
| | VILLAGE OF MUSCODA Ward 3 | 0 | 0 |

WEC Canvass Reporting System

Ward by Ward Report

2022 Partisan Primary

| | | Total Votes Cast | SCATTERING |
|------------------|-------------------------------|---------------------|------------|
| IOWA | County Totals: | 0 | 0 |
| LAFAYETTE | Town of BENTON Wards 1-2 | 0 | 0 |
| | Village of BENTON Ward 1 | 0 | 0 |
| | VILLAGE OF HAZEL GREEN Ward 3 | 0 | 0 |
| | CITY OF CUBA CITY Ward 5 | 0 | 0 |
| | County Totals: | 0 | 0 |
| RICHLAND | Town of AKAN Ward 1 | 0 | 0 |
| | Town of BLOOM Ward 1 | 0 | 0 |
| | Town of DAYTON Wards 1-2 | 0 | 0 |
| | Town of EAGLE Ward 1 | 0 | 0 |
| | Town of FOREST Ward 1 | 0 | 0 |
| | Town of HENRIETTA Ward 1 | 0 | 0 |
| | Town of MARSHALL Ward 1 | 0 | 0 |
| | Town of ORION Ward 1 | 0 | 0 |
| | Town of RICHWOOD Wards 1-2 | 0 | 0 |
| | Town of SYLVAN Wards 1-3 | 0 | 0 |
| | Village of BOAZ Ward 1 | 0 | 0 |
| | Village of VIOLA Ward 2 | 0 | 0 |
| | Village of YUBA Ward 1 | 0 | 0 |
| | County Totals: | 0 | 0 |
| VERNON | VILLAGE OF VIOLA Ward 1 | 0 | 0 |
| | County Totals: | 0 | 0 |
| | Office Totals: | 0 | 0 |

WEC Canvass Reporting System

Ward by Ward Report

2022 Partisan Primary

REPRESENTATIVE TO THE ASSEMBLY DISTRICT 50 - Libertarian

| | Total Votes Cast | SCATTERING |
|--------------------------------------|---------------------|------------|
| JUNEAU Town of ARMENIA Ward 1 | 0 | 0 |
| Town of CLEARFIELD Ward 1 | 0 | 0 |
| Town of CLEARFIELD Ward 2 | 0 | 0 |
| Town of CUTLER Ward 1 | 0 | 0 |
| Town of FINLEY Ward 1 | 0 | 0 |
| Town of FOUNTAIN Wards 1-2 | 0 | 0 |
| Town of GERMANTOWN Ward 1 | 0 | 0 |
| Town of GERMANTOWN Wards 2-3 | 0 | 0 |
| Town of KILDARE Wards 1-3 | 0 | 0 |
| Town of KINGSTON Ward 1 | 0 | 0 |
| Town of LEMONWEIR Wards 1-4 | 0 | 0 |
| Town of LINDINA Ward 1 | 0 | 0 |
| Town of LISBON Ward 1 | 0 | 0 |
| Town of LISBON Ward 2 | 0 | 0 |
| Town of LYNDON Wards 1-3 | 0 | 0 |
| Town of MARION Ward 1 | 0 | 0 |
| Town of NECEDAH Wards 1-6 | 0 | 0 |
| Town of ORANGE Ward 1 | 0 | 0 |
| Town of PLYMOUTH Ward 1 | 0 | 0 |
| Town of SEVEN MILE CREEK Wards 1-2 | 0 | 0 |
| Town of SUMMIT Ward 1 | 0 | 0 |
| Town of WONEWOC Wards 1-2 | 0 | 0 |
| Village of CAMP DOUGLAS Ward 1 | 0 | 0 |
| Village of HUSTLER Ward 1 | 0 | 0 |
| Village of LYNDON STATION Ward 1 | 0 | 0 |
| Village of NECEDAH Ward 1 | 0 | 0 |
| Village of UNION CENTER Ward 1 | 0 | 0 |
| Village of WONEWOC Ward 1 | 0 | 0 |
| City of ELROY Wards 1,2,3,4,5,6 | 0 | 0 |

WEC Canvass Reporting System

Ward by Ward Report

2022 Partisan Primary

| | | Total Votes Cast | SCATTERING |
|---------------------------------|---------------------------------|---------------------|------------|
| JUNEAU | City of MAUSTON Wards 1-7 | 0 | 0 |
| | City of NEW LISBON Wards 1-7 | 0 | 0 |
| | County Totals: | 0 | 0 |
| RICHLAND | Town of RICHLAND Wards 1-4 | 0 | 0 |
| | Town of ROCKBRIDGE Wards 1-3 | 0 | 0 |
| | Town of WESTFORD Ward 1 | 0 | 0 |
| | Town of WILLOW Ward 1 | 0 | 0 |
| | Village of CAZENOVIA Ward 1 | 0 | 0 |
| | City of RICHLAND CENTER Ward 1 | 0 | 0 |
| | City of RICHLAND CENTER Ward 2 | 0 | 0 |
| | City of RICHLAND CENTER Ward 3 | 0 | 0 |
| | City of RICHLAND CENTER Ward 4 | 0 | 0 |
| | City of RICHLAND CENTER Ward 5 | 0 | 0 |
| | City of RICHLAND CENTER Ward 6 | 0 | 0 |
| | City of RICHLAND CENTER Ward 7 | 0 | 0 |
| | City of RICHLAND CENTER Ward 8 | 0 | 0 |
| | City of RICHLAND CENTER Ward 9 | 0 | 0 |
| | City of RICHLAND CENTER Ward 10 | 0 | 0 |
| | City of RICHLAND CENTER Ward 11 | 0 | 0 |
| | City of RICHLAND CENTER Ward 12 | 0 | 0 |
| City of RICHLAND CENTER Ward 13 | 0 | 0 | |
| City of RICHLAND CENTER Ward 14 | 0 | 0 | |
| County Totals: | 0 | 0 | |
| SAUK | Town of DELLONA Wards 1-3 | 0 | 0 |
| | Town of EXCELSIOR Wards 1-3 | 0 | 0 |
| | Town of FREEDOM Wards 1-2 | 0 | 0 |
| | Town of HONEY CREEK Wards 1-3 | 0 | 0 |
| | Town of IRONTON Ward 1 | 0 | 0 |
| | Town of IRONTON Ward 2 | 0 | 0 |
| Town of LA VALLE Wards 1-3 | 0 | 0 | |

WEC Canvass Reporting System

Ward by Ward Report

2022 Partisan Primary

| | | Total Votes Cast | SCATTERING |
|-----------------------|---------------------------------|---------------------|------------|
| SAUK | Town of REEDSBURG Wards 1-3 | 0 | 0 |
| | Town of WINFIELD Ward 1 | 0 | 0 |
| | Town of WOODLAND Ward 1 | 0 | 0 |
| | VILLAGE OF CAZENOVIA Ward 2 | 0 | 0 |
| | Village of IRONTON Ward 1 | 0 | 0 |
| | Village of LAVALLE Ward 1 | 0 | 0 |
| | Village of NORTH FREEDOM Ward 1 | 0 | 0 |
| | Village of ROCK SPRINGS Ward 1 | 0 | 0 |
| | City of REEDSBURG Wards 1-16 | 0 | 0 |
| County Totals: | 0 | 0 | |
| VERNON | Town of GREENWOOD Ward 1 | 0 | 0 |
| | Town of HILLSBORO Wards 1,2 | 0 | 0 |
| | City of HILLSBORO Wards 1-4 | 0 | 0 |
| | County Totals: | 0 | 0 |
| Office Totals: | 0 | 0 | |

WEC Canvass Reporting System

Ward by Ward Report

2022 Partisan Primary

REPRESENTATIVE TO THE ASSEMBLY DISTRICT 51 - Libertarian

| | | Total Votes Cast | SCATTERING |
|-------|----------------------------------|---------------------|------------|
| GREEN | Town of CADIZ Ward 1 | 0 | 0 |
| | Town of CLARNO Wards 1-2 | 0 | 0 |
| | Town of JEFFERSON Wards 1-2 | 0 | 0 |
| | Town of JORDAN Wards 1-2 | 0 | 0 |
| | Town of MONROE Wards 1-2 | 0 | 0 |
| | Town of SYLVESTER Wards 1-2 | 0 | 0 |
| | Village of BROWNTOWN Ward 1 | 0 | 0 |
| | City of MONROE Wards 1-9 | 0 | 0 |
| | City of MONROE Ward 10 | 0 | 0 |
| | County Totals: | 0 | 0 |
| IOWA | Town of CLYDE Ward 1 | 0 | 0 |
| | Town of DODGEVILLE Wards 1,2,3 | 0 | 0 |
| | Town of EDEN Ward 1 | 0 | 0 |
| | Town of HIGHLAND Wards 1-4 | 0 | 0 |
| | Town of LINDEN Wards 1,2 | 0 | 0 |
| | Town of MIFFLIN Ward 1 | 0 | 0 |
| | Town of MINERAL POINT Wards 1-3 | 0 | 0 |
| | Town of PULASKI Ward 1 | 0 | 0 |
| | Town of WYOMING Ward 1 | 0 | 0 |
| | Village of AVOCA Ward 1 | 0 | 0 |
| | VILLAGE OF BLANCHARDVILLE Ward 2 | 0 | 0 |
| | Village of COBB Ward 1 | 0 | 0 |
| | Village of HIGHLAND Ward 1 | 0 | 0 |
| | Village of LINDEN Ward 1 | 0 | 0 |
| | Village of REWEY Ward 1 | 0 | 0 |
| | City of DODGEVILLE Wards 1-10 | 0 | 0 |
| | City of MINERAL POINT Wards 1-6 | 0 | 0 |
| | County Totals: | 0 | 0 |

WEC Canvass Reporting System

Ward by Ward Report

2022 Partisan Primary

| | | Total Votes Cast | SCATTERING |
|-----------------------|----------------------------------|---------------------|------------|
| LAFAYETTE | Town of ARGYLE Wards 1-3 | 0 | 0 |
| | Town of BELMONT Wards 1-2 | 0 | 0 |
| | Town of BLANCHARD Ward 1 | 0 | 0 |
| | Town of DARLINGTON Wards 1-3 | 0 | 0 |
| | Town of ELK GROVE Wards 1-3 | 0 | 0 |
| | Town of FAYETTE Wards 1-2 | 0 | 0 |
| | Town of GRATIOT Ward 1 | 0 | 0 |
| | Town of KENDALL Ward 1 | 0 | 0 |
| | Town of LAMONT Wards 1-2 | 0 | 0 |
| | Town of MONTICELLO Ward 1 | 0 | 0 |
| | Town of NEW DIGGINGS Ward 1 | 0 | 0 |
| | Town of SEYMOUR Wards 1-2 | 0 | 0 |
| | Town of SHULLSBURG Ward 1 | 0 | 0 |
| | Town of WAYNE Ward 1 | 0 | 0 |
| | Town of WHITE OAK SPRINGS Ward 1 | 0 | 0 |
| | Town of WILLOW SPRINGS Ward 1 | 0 | 0 |
| | Town of WIOTA Wards 1-2 | 0 | 0 |
| | Village of ARGYLE Ward 1 | 0 | 0 |
| | Village of BELMONT Ward 1 | 0 | 0 |
| | Village of BLANCHARDVILLE Ward 1 | 0 | 0 |
| | Village of GRATIOT Ward 1 | 0 | 0 |
| | Village of SOUTH WAYNE Ward 1 | 0 | 0 |
| | City of DARLINGTON Wards 1-6 | 0 | 0 |
| | City of SHULLSBURG Wards 1,2 | 0 | 0 |
| County Totals: | 0 | 0 | |
| RICHLAND | Town of BUENA VISTA Wards 1-4 | 0 | 0 |
| | Town of ITHACA Ward 1 | 0 | 0 |
| | Village of LONE ROCK Ward 1 | 0 | 0 |
| County Totals: | 0 | 0 | |
| SAUK | Town of BEAR CREEK Ward 1 | 0 | 0 |

WEC Canvass Reporting System

Ward by Ward Report

2022 Partisan Primary

| | Total Votes Cast | SCATTERING |
|-----------------------------------|---------------------|------------|
| SAUK | | |
| Town of FRANKLIN Wards 1,2 | 0 | 0 |
| Town of HONEY CREEK Ward 4 | 0 | 0 |
| Town of SPRING GREEN Wards 1-3 | 0 | 0 |
| Town of TROY Ward 1 | 0 | 0 |
| Town of TROY Ward 2 | 0 | 0 |
| Town of WASHINGTON Wards 1-2 | 0 | 0 |
| Town of WESTFIELD Ward 1 | 0 | 0 |
| Village of LIME RIDGE Ward 1 | 0 | 0 |
| Village of LOGANVILLE Ward 1 | 0 | 0 |
| Village of PLAIN Ward 1 | 0 | 0 |
| Village of SPRING GREEN Wards 1-2 | 0 | 0 |
| County Totals: | 0 | 0 |
| Office Totals: | 0 | 0 |

WEC Canvass Reporting System

Ward by Ward Report

2022 Partisan Primary

REPRESENTATIVE TO THE ASSEMBLY DISTRICT 52 - Libertarian

| | Total Votes Cast | SCATTERING |
|--|---------------------|------------|
| FOND DU LAC Town of BYRON Wards 1-2 | 0 | 0 |
| Town of EDEN Wards 1-3 | 0 | 0 |
| Town of ELDORADO Wards 1-3 | 0 | 0 |
| Town of EMPIRE Wards 1-4 | 0 | 0 |
| Town of FOND DU LAC Wards 1,2-9 | 0 | 0 |
| Town of LAMARTINE Wards 1-2 | 0 | 0 |
| Town of OAKFIELD Wards 1-2 | 0 | 0 |
| Village of EDEN Ward 1 | 0 | 0 |
| Village of OAKFIELD Wards 1-2 | 0 | 0 |
| City of FOND DU LAC Ward 1 | 0 | 0 |
| City of FOND DU LAC Ward 2 | 0 | 0 |
| City of FOND DU LAC Ward 3 | 0 | 0 |
| City of FOND DU LAC Ward 4 | 0 | 0 |
| City of FOND DU LAC Ward 5 | 1 | 1 |
| City of FOND DU LAC Ward 6 | 0 | 0 |
| City of FOND DU LAC Ward 7 | 0 | 0 |
| City of FOND DU LAC Ward 8 | 0 | 0 |
| City of FOND DU LAC Ward 9 | 0 | 0 |
| City of FOND DU LAC Ward 10 | 0 | 0 |
| City of FOND DU LAC Ward 11 | 0 | 0 |
| City of FOND DU LAC Ward 12 | 0 | 0 |
| City of FOND DU LAC Ward 13 | 0 | 0 |
| City of FOND DU LAC Ward 14 | 0 | 0 |
| City of FOND DU LAC Ward 15 | 0 | 0 |
| City of FOND DU LAC Ward 16 | 0 | 0 |
| City of FOND DU LAC Ward 17 | 0 | 0 |
| City of FOND DU LAC Ward 18 | 0 | 0 |
| City of FOND DU LAC Ward 19 | 0 | 0 |
| City of FOND DU LAC Ward 20 | 0 | 0 |

WEC Canvass Reporting System

Ward by Ward Report

2022 Partisan Primary

| | | Total Votes Cast | SCATTERING |
|--------------------|-----------------------------|---------------------|------------|
| FOND DU LAC | City of FOND DU LAC Ward 21 | 0 | 0 |
| | City of FOND DU LAC Ward 22 | 0 | 0 |
| | County Totals: | 1 | 1 |
| | Office Totals: | 1 | 1 |

WEC Canvass Reporting System

Ward by Ward Report

2022 Partisan Primary

REPRESENTATIVE TO THE ASSEMBLY DISTRICT 53 - Libertarian

| | | Total Votes Cast | SCATTERING |
|-----------------------|---|---------------------|------------|
| DODGE | City of WAUPUN Wards 1-8 | 0 | 0 |
| County Totals: | | 0 | 0 |
| FOND DU LAC | Town of FRIENDSHIP Wards 1-3 | 0 | 0 |
| | Town of ROSENDALE Ward 1 | 0 | 0 |
| | Town of SPRINGVALE Ward 1 | 0 | 0 |
| | Town of WAUPUN Wards 1-2 | 0 | 0 |
| | Village of NORTH FOND DU LAC Wards 1,2,3,4,5,6,7 | 0 | 0 |
| | Village of ROSENDALE Wards 1-2 | 0 | 0 |
| | CITY OF WAUPUN Wards 9,10,11,12 | 0 | 0 |
| County Totals: | | 0 | 0 |
| WINNEBAGO | Town of ALGOMA Wards 1-4 | 0 | 0 |
| | Town of ALGOMA Wards 5-8 | 0 | 0 |
| | Town of BLACK WOLF Wards 1-3 | 0 | 0 |
| | Town of NEKIMI Wards 1-2 | 0 | 0 |
| | Town of NEPEUSKUN Ward 1 | 0 | 0 |
| | Town of OMRO Wards 1-4 | 0 | 0 |
| | Town of OSHKOSH Wards 1,2-4 | 0 | 0 |
| | Town of POYGAN Wards 1-2 | 0 | 0 |
| | Town of RUSHFORD Wards 1-2 | 0 | 0 |
| | Town of UTICA Wards 1-3 | 0 | 0 |
| | Town of WINNECONNE Wards 1-4 | 0 | 0 |
| | Village of WINNECONNE Wards 1-4 | 0 | 0 |
| | City of OMRO Wards 1-5 | 0 | 0 |
| | City of OSHKOSH Ward 1A | 0 | 0 |
| | City of OSHKOSH Ward 3 | 0 | 0 |
| | City of OSHKOSH Ward 4 | 0 | 0 |
| | City of OSHKOSH Ward 5 | 0 | 0 |
| | City of OSHKOSH Ward 6A | 0 | 0 |

WEC Canvass Reporting System

Ward by Ward Report

2022 Partisan Primary

| | | Total Votes Cast | SCATTERING |
|------------------|--------------------------|---------------------|------------|
| WINNEBAGO | City of OSHKOSH Ward 7A | 0 | 0 |
| | City of OSHKOSH Ward 18A | 0 | 0 |
| | City of OSHKOSH Ward 19A | 0 | 0 |
| | City of OSHKOSH Ward 20A | 0 | 0 |
| | City of OSHKOSH Ward 21A | 0 | 0 |
| | City of OSHKOSH Ward 22A | 0 | 0 |
| | City of OSHKOSH Ward 28A | 0 | 0 |
| | County Totals: | 0 | 0 |
| | Office Totals: | 0 | 0 |

WEC Canvass Reporting System

Ward by Ward Report

2022 Partisan Primary

REPRESENTATIVE TO THE ASSEMBLY DISTRICT 54 - Libertarian

| | | Total Votes Cast | SCATTERING |
|------------------|-------------------------|---------------------|------------|
| WINNEBAGO | City of OSHKOSH Ward 1 | 0 | 0 |
| | City of OSHKOSH Ward 2 | 2 | 2 |
| | City of OSHKOSH Ward 4A | 0 | 0 |
| | City of OSHKOSH Ward 5A | 0 | 0 |
| | City of OSHKOSH Ward 6 | 0 | 0 |
| | City of OSHKOSH Ward 7 | 0 | 0 |
| | City of OSHKOSH Ward 8 | 0 | 0 |
| | City of OSHKOSH Ward 9 | 0 | 0 |
| | City of OSHKOSH Ward 10 | 0 | 0 |
| | City of OSHKOSH Ward 11 | 0 | 0 |
| | City of OSHKOSH Ward 12 | 0 | 0 |
| | City of OSHKOSH Ward 13 | 0 | 0 |
| | City of OSHKOSH Ward 14 | 0 | 0 |
| | City of OSHKOSH Ward 15 | 0 | 0 |
| | City of OSHKOSH Ward 16 | 0 | 0 |
| | City of OSHKOSH Ward 17 | 0 | 0 |
| | City of OSHKOSH Ward 18 | 0 | 0 |
| | City of OSHKOSH Ward 19 | 0 | 0 |
| | City of OSHKOSH Ward 20 | 0 | 0 |
| | City of OSHKOSH Ward 21 | 1 | 1 |
| | City of OSHKOSH Ward 22 | 0 | 0 |
| | City of OSHKOSH Ward 23 | 1 | 1 |
| | City of OSHKOSH Ward 24 | 0 | 0 |
| | City of OSHKOSH Ward 25 | 0 | 0 |
| | City of OSHKOSH Ward 26 | 0 | 0 |
| | City of OSHKOSH Ward 27 | 0 | 0 |
| | City of OSHKOSH Ward 28 | 0 | 0 |
| | County Totals: | 4 | 4 |
| | Office Totals: | 4 | 4 |

WEC Canvass Reporting System

Ward by Ward Report

2022 Partisan Primary

REPRESENTATIVE TO THE ASSEMBLY DISTRICT 55 - Libertarian

| | | Total Votes Cast | SCATTERING |
|-----------------------|---|---------------------|------------|
| OUTAGAMIE | Town of GRAND CHUTE Wards 9-13,18 | 0 | 0 |
| | City of APPLETON Ward 51 | 0 | 0 |
| | County Totals: | 0 | 0 |
| WINNEBAGO | Town of CLAYTON Wards 1-3,7-9 | 0 | 0 |
| | Town of CLAYTON Wards 4-6 | 0 | 0 |
| | Town of NEENAH Wards 1-5 | 1 | 1 |
| | Town of VINLAND Wards 1,2 | 0 | 0 |
| | Town of WINCHESTER Wards 1-2 | 0 | 0 |
| | Town of WINCHESTER Wards 3-4 | 0 | 0 |
| | Town of WOLF RIVER Wards 1-2A | 0 | 0 |
| | Town of WOLF RIVER Ward 2B | 0 | 0 |
| | Village of FOX CROSSING Wards 1-2,4,7,9 | 0 | 0 |
| | Village of FOX CROSSING Wards 3,5-6,8 | 0 | 0 |
| | City of NEENAH Wards 1-4 | 1 | 1 |
| | City of NEENAH Wards 5-8 | 2 | 2 |
| | City of NEENAH Wards 9-12 | 0 | 0 |
| | City of NEENAH Wards 13-16, 22 | 0 | 0 |
| | City of NEENAH Wards 17-18 | 0 | 0 |
| | City of NEENAH Wards 19-21, 23 | 0 | 0 |
| County Totals: | 4 | 4 | |
| Office Totals: | 4 | 4 | |

WEC Canvass Reporting System

Ward by Ward Report

2022 Partisan Primary

REPRESENTATIVE TO THE ASSEMBLY DISTRICT 56 - Libertarian

| | | Total Votes Cast | SCATTERING |
|------------------|----------------------------------|---------------------|------------|
| OUTAGAMIE | Town of CENTER Wards 1,2,3,4,5 | 0 | 0 |
| | Town of DALE Wards 1-4 | 0 | 0 |
| | Town of GRAND CHUTE Wards 1-5 | 0 | 0 |
| | Town of GRAND CHUTE Wards 6-8 | 0 | 0 |
| | Town of GRAND CHUTE Wards 14-17 | 0 | 0 |
| | Village of GREENVILLE Wards 1-10 | 0 | 0 |
| | City of APPLETON Ward 4 | 0 | 0 |
| | City of APPLETON Ward 6 | 0 | 0 |
| | City of APPLETON Ward 7 | 0 | 0 |
| | City of APPLETON Ward 17 | 0 | 0 |
| | City of APPLETON Ward 18 | 0 | 0 |
| | City of APPLETON Ward 19 | 0 | 0 |
| | City of APPLETON Ward 20 | 0 | 0 |
| | City of APPLETON Ward 21 | 0 | 0 |
| | City of APPLETON Ward 22 | 0 | 0 |
| | City of APPLETON Ward 35 | 0 | 0 |
| | City of APPLETON Ward 36 | 0 | 0 |
| | City of APPLETON Ward 38 | 0 | 0 |
| | City of APPLETON Ward 39 | 0 | 0 |
| | City of APPLETON Ward 40 | 0 | 0 |
| | City of APPLETON Ward 41 | 0 | 0 |
| | City of APPLETON Ward 43 | 0 | 0 |
| | City of APPLETON Ward 48 | 0 | 0 |
| | County Totals: | 0 | 0 |
| | Office Totals: | 0 | 0 |

WEC Canvass Reporting System

Ward by Ward Report

2022 Partisan Primary

REPRESENTATIVE TO THE ASSEMBLY DISTRICT 57 - Libertarian

| | Total Votes Cast | SCATTERING |
|--|---------------------|------------|
| OUTAGAMIE VILLAGE OF Fox Crossing Ward 17 | 0 | 0 |
| City of APPLETON Ward 1 | 0 | 0 |
| City of APPLETON Ward 2 | 0 | 0 |
| City of APPLETON Ward 3 | 0 | 0 |
| City of APPLETON Ward 5 | 0 | 0 |
| City of APPLETON Ward 10 | 0 | 0 |
| City of APPLETON Ward 11 | 0 | 0 |
| City of APPLETON Ward 12 | 0 | 0 |
| City of APPLETON Ward 16 | 0 | 0 |
| City of APPLETON Ward 23 | 0 | 0 |
| City of APPLETON Ward 24 | 0 | 0 |
| City of APPLETON Ward 26 | 0 | 0 |
| City of APPLETON Ward 27 | 0 | 0 |
| City of APPLETON Ward 28 | 0 | 0 |
| City of APPLETON Ward 29 | 0 | 0 |
| City of APPLETON Ward 30 | 0 | 0 |
| City of APPLETON Ward 31 | 0 | 0 |
| City of APPLETON Ward 32 | 0 | 0 |
| City of APPLETON Ward 37 | 0 | 0 |
| City of APPLETON Ward 42 | 0 | 0 |
| City of APPLETON Ward 49 | 0 | 0 |
| City of APPLETON Ward 50 | 0 | 0 |
| City of APPLETON Ward 52 | 0 | 0 |
| County Totals: | 0 | 0 |
| WINNEBAGO Village of FOX CROSSING Wards 10-12 | 0 | 0 |
| Village of FOX CROSSING Wards 13-16 | 0 | 0 |
| CITY OF APPLETON Ward 33 | 0 | 0 |
| CITY OF APPLETON Ward 34 | 0 | 0 |
| City of MENASHA Wards 1,2-4 | 2 | 2 |

WEC Canvass Reporting System

Ward by Ward Report

2022 Partisan Primary

| | | Total Votes Cast | SCATTERING |
|------------------|----------------------------------|---------------------|------------|
| WINNEBAGO | City of MENASHA Wards 5,6-8 | 0 | 0 |
| | City of MENASHA Wards 9-12,17-19 | 0 | 0 |
| | City of MENASHA Ward 13 | 0 | 0 |
| | County Totals: | 2 | 2 |
| | Office Totals: | 2 | 2 |

WEC Canvass Reporting System

Ward by Ward Report

2022 Partisan Primary

REPRESENTATIVE TO THE ASSEMBLY DISTRICT 58 - Libertarian

| | Total Votes Cast | SCATTERING |
|--|---------------------|------------|
| WASHINGTON Town of BARTON Wards 1-4 | 0 | 0 |
| Town of HARTFORD Wards 1,4-5 | 0 | 0 |
| Town of POLK Wards 1-6 | 0 | 0 |
| Town of TRENTON Wards 1,7 | 0 | 0 |
| Town of WEST BEND Wards 1,2,3,4,5,6 | 0 | 0 |
| Village of JACKSON Wards 1-10,12,18 | 1 | 1 |
| Village of SLINGER Wards 1-10 | 0 | 0 |
| City of HARTFORD Wards 12,15 | 0 | 0 |
| City of WEST BEND Wards 1-3 | 0 | 0 |
| City of WEST BEND Wards 4-5 | 0 | 0 |
| City of WEST BEND Wards 6-8 | 0 | 0 |
| City of WEST BEND Wards 9-10 | 0 | 0 |
| City of WEST BEND Wards 11-13 | 0 | 0 |
| City of WEST BEND Wards 14-17 | 0 | 0 |
| City of WEST BEND Wards 18-19 | 0 | 0 |
| City of WEST BEND Wards 20-22 | 0 | 0 |
| County Totals: | 1 | 1 |
| Office Totals: | 1 | 1 |

WEC Canvass Reporting System

Ward by Ward Report

2022 Partisan Primary

REPRESENTATIVE TO THE ASSEMBLY DISTRICT 59 - Libertarian

| | | Total Votes Cast | SCATTERING |
|-----------------------------|------------------------------------|---------------------|------------|
| CALUMET | Town of BROTHERTOWN Wards 1-2 | 0 | 0 |
| | Town of CHILTON Wards 1-3 | 0 | 0 |
| | Town of NEW HOLSTEIN Wards 1-2 | 0 | 0 |
| | Town of STOCKBRIDGE Wards 1,2 | 0 | 0 |
| | Village of STOCKBRIDGE Ward 1 | 0 | 0 |
| | City of NEW HOLSTEIN Wards 1-5 | 0 | 0 |
| | County Totals: | 0 | 0 |
| DODGE | CITY OF HARTFORD Ward 11 | 0 | 0 |
| | County Totals: | 0 | 0 |
| FOND DU LAC | Town of ASHFORD Wards 1-3 | 0 | 0 |
| | Town of AUBURN Wards 1-3 | 0 | 0 |
| | Town of CALUMET Wards 1-2 | 0 | 0 |
| | Town of FOREST Wards 1-2 | 0 | 0 |
| | Town of MARSHFIELD Wards 1-2 | 0 | 0 |
| | Town of OSCEOLA Wards 1-2 | 0 | 0 |
| | Town of TAYCHEEDA Wards 1-6 | 0 | 0 |
| | Village of CAMPBELLSPORT Wards 1-4 | 0 | 0 |
| | VILLAGE OF KEWASKUM Ward 6 | 0 | 0 |
| | Village of MOUNT CALVARY Ward 1 | 0 | 0 |
| Village of ST. CLOUD Ward 1 | 0 | 0 | |
| | County Totals: | 0 | 0 |
| SHEBOYGAN | Town of GREENBUSH Wards 1-3 | 0 | 0 |
| | Town of MITCHELL Wards 1-3 | 0 | 0 |
| | Town of RUSSELL Ward 1 | 0 | 0 |
| | Town of SCOTT Wards 1-3 | 0 | 0 |
| | County Totals: | 0 | 0 |
| WASHINGTON | Town of ADDISON Wards 1-6 | 0 | 0 |
| | Town of HARTFORD Wards 2-3 | 0 | 0 |

WEC Canvass Reporting System

Ward by Ward Report

2022 Partisan Primary

| | | Total Votes Cast | SCATTERING |
|-------------------|-------------------------------------|---------------------|------------|
| WASHINGTON | Town of KEWASKUM Wards 1-2 | 0 | 0 |
| | Town of WAYNE Wards 1-4 | 0 | 0 |
| | Village of KEWASKUM Wards 1,2,3,4,5 | 0 | 0 |
| | City of HARTFORD Wards 1-3 | 0 | 0 |
| | City of HARTFORD Wards 4-7,13 | 0 | 0 |
| | City of HARTFORD Wards 8-10,14 | 0 | 0 |
| | County Totals: | 0 | 0 |
| | Office Totals: | 0 | 0 |

WEC Canvass Reporting System

Ward by Ward Report

2022 Partisan Primary

REPRESENTATIVE TO THE ASSEMBLY DISTRICT 60 - Libertarian

| | Total Votes Cast | SCATTERING |
|--|---------------------|------------|
| OZAUKEE Town of BELGIUM Wards 1-3 | 0 | 0 |
| Town of CEDARBURG Wards 1-2 | 0 | 0 |
| Town of CEDARBURG Wards 3-4 | 0 | 0 |
| Town of CEDARBURG Wards 5-6,10 | 0 | 0 |
| Town of CEDARBURG Wards 7-9 | 0 | 0 |
| Town of FREDONIA Wards 1-4 | 0 | 0 |
| Town of PORT WASHINGTON Wards 1-2 | 0 | 0 |
| Town of SAUKVILLE Wards 1-3 | 0 | 0 |
| Village of BELGIUM Wards 1-3 | 0 | 0 |
| Village of FREDONIA Wards 1-3 | 0 | 0 |
| Village of GRAFTON Ward 15 | 0 | 0 |
| VILLAGE OF NEWBURG Ward 3 | 0 | 0 |
| Village of SAUKVILLE Wards 1,6-7 | 0 | 0 |
| Village of SAUKVILLE Wards 2-5 | 0 | 0 |
| City of CEDARBURG Ward 1 | 0 | 0 |
| City of CEDARBURG Ward 2 | 0 | 0 |
| City of CEDARBURG Ward 3 | 0 | 0 |
| City of CEDARBURG Ward 4 | 0 | 0 |
| City of CEDARBURG Ward 5 | 0 | 0 |
| City of CEDARBURG Ward 6 | 0 | 0 |
| City of CEDARBURG Ward 7 | 0 | 0 |
| City of PORT WASHINGTON Ward 1 | 0 | 0 |
| City of PORT WASHINGTON Ward 2 | 0 | 0 |
| City of PORT WASHINGTON Ward 3 | 0 | 0 |
| City of PORT WASHINGTON Ward 4 | 0 | 0 |
| City of PORT WASHINGTON Ward 5 | 0 | 0 |
| City of PORT WASHINGTON Ward 6 | 0 | 0 |
| City of PORT WASHINGTON Ward 7 | 0 | 0 |
| County Totals: | 0 | 0 |

WEC Canvass Reporting System

Ward by Ward Report

2022 Partisan Primary

| | Total Votes Cast | SCATTERING |
|--|---------------------|------------|
| WASHINGTON Town of FARMINGTON Wards 1-5 | 0 | 0 |
| Town of JACKSON Wards 1-7 | 0 | 0 |
| Town of TRENTON Wards 2-6 | 0 | 0 |
| Village of JACKSON Wards 11,13-17 | 0 | 0 |
| Village of NEWBURG Wards 1-2 | 0 | 0 |
| County Totals: | 0 | 0 |
| Office Totals: | 0 | 0 |

WEC Canvass Reporting System

Ward by Ward Report

2022 Partisan Primary

REPRESENTATIVE TO THE ASSEMBLY DISTRICT 61 - Libertarian

| | Total Votes Cast | SCATTERING |
|---|---------------------|------------|
| KENOSHA Town of BRIGHTON Wards 1-4 | 0 | 0 |
| Town of PARIS Wards 1-2 | 0 | 0 |
| Town of RANDALL Wards 1,2,3,4,5,6 | 0 | 0 |
| Town of SOMERS Wards 1,4 | 0 | 0 |
| Village of BRISTOL Wards 1-7 | 2 | 2 |
| Village of PADDOCK LAKE Wards 1-6 | 0 | 0 |
| Village of PLEASANT PRAIRIE Wards 1-3 | 0 | 0 |
| Village of PLEASANT PRAIRIE Wards 4-5 | 0 | 0 |
| Village of PLEASANT PRAIRIE Wards 6-7 | 1 | 1 |
| Village of PLEASANT PRAIRIE Wards 8-10 | 0 | 0 |
| Village of PLEASANT PRAIRIE Ward 11 | 0 | 0 |
| Village of PLEASANT PRAIRIE Wards 12-16 | 0 | 0 |
| Village of SALEM LAKES Wards 1-6 | 0 | 0 |
| Village of SALEM LAKES Wards 7-10 | 0 | 0 |
| Village of SALEM LAKES Wards 11-13 | 0 | 0 |
| Village of SOMERS Wards 1-4 | 0 | 0 |
| Village of SOMERS Ward 13 | 0 | 0 |
| Village of TWIN LAKES Wards 1-11 | 0 | 0 |
| City of KENOSHA Ward 72 | 0 | 0 |
| City of KENOSHA Ward 73 | 0 | 0 |
| City of KENOSHA Ward 74 | 0 | 0 |
| County Totals: | 3 | 3 |
| Office Totals: | 3 | 3 |

WEC Canvass Reporting System

Ward by Ward Report

2022 Partisan Primary

REPRESENTATIVE TO THE ASSEMBLY DISTRICT 62 - Libertarian

| | Total Votes Cast | SCATTERING |
|--|---------------------|------------|
| RACINE | | |
| Town of NORWAY Wards 1-11 | 0 | 0 |
| Town of WATERFORD Wards 1-4,6,9-10 | 0 | 0 |
| Village of CALEDONIA Wards 1-2 | 0 | 0 |
| Village of CALEDONIA Wards 3,4-5 | 0 | 0 |
| Village of CALEDONIA Wards 6-8,20 | 0 | 0 |
| Village of CALEDONIA Wards 9-10,12-13 | 0 | 0 |
| Village of CALEDONIA Wards 11,14-15,17 | 0 | 0 |
| Village of CALEDONIA Wards 16,18-19 | 0 | 0 |
| Village of MOUNT PLEASANT Ward 4 | 0 | 0 |
| Village of MOUNT PLEASANT Wards 5-6,25 | 0 | 0 |
| Village of Raymond Wards 1-6 | 0 | 0 |
| Village of WIND POINT Wards 1-3 | 0 | 0 |
| City of RACINE Ward 15 | 0 | 0 |
| City of RACINE Ward 21 | 0 | 0 |
| City of RACINE Ward 22 | 0 | 0 |
| City of RACINE Ward 26 | 0 | 0 |
| City of RACINE Ward 27 | 0 | 0 |
| City of RACINE Ward 28 | 0 | 0 |
| City of RACINE Ward 46 | 0 | 0 |
| City of RACINE Ward 47 | 0 | 0 |
| City of RACINE Ward 48 | 0 | 0 |
| County Totals: | 0 | 0 |
| Office Totals: | 0 | 0 |

WEC Canvass Reporting System

Ward by Ward Report

2022 Partisan Primary

REPRESENTATIVE TO THE ASSEMBLY DISTRICT 63 - Libertarian

| | | Total Votes Cast | SCATTERING |
|-----------------------|---|---------------------|------------|
| RACINE | Town of BURLINGTON Wards 1-7 | 0 | 0 |
| | Town of BURLINGTON Wards 8-11 | 0 | 0 |
| | Town of DOVER Wards 1-8 | 0 | 0 |
| | Village of MOUNT PLEASANT Wards 1,17-18,20 | 0 | 0 |
| | Village of MOUNT PLEASANT Wards 2-3,11 | 1 | 1 |
| | Village of MOUNT PLEASANT Wards 7-8 | 0 | 0 |
| | Village of MOUNT PLEASANT Wards 9,13-14,24 | 0 | 0 |
| | Village of MOUNT PLEASANT Wards 10,12,15-16 | 0 | 0 |
| | Village of ROCHESTER Wards 1-6 | 0 | 0 |
| | Village of STURTEVANT Wards 1-8 | 1 | 1 |
| | Village of UNION GROVE Wards 1-7 | 0 | 0 |
| | Village of Yorkville Wards 1-5 | 0 | 0 |
| | City of BURLINGTON Wards 1-4 | 0 | 0 |
| | City of BURLINGTON Wards 5-8 | 0 | 0 |
| County Totals: | 2 | 2 | |
| WALWORTH | CITY OF BURLINGTON Ward 9 | 0 | 0 |
| | CITY OF BURLINGTON Ward 10 | 0 | 0 |
| | County Totals: | 0 | 0 |
| | Office Totals: | 2 | 2 |

WEC Canvass Reporting System

Ward by Ward Report

2022 Partisan Primary

REPRESENTATIVE TO THE ASSEMBLY DISTRICT 64 - Libertarian

| | Total Votes Cast | SCATTERING |
|---|---------------------|------------|
| KENOSHA Town of SOMERS Wards 2-3 | 1 | 1 |
| Village of SOMERS Wards 5-6,9-10 | 2 | 2 |
| Village of SOMERS Wards 7-8 | 0 | 0 |
| Village of SOMERS Wards 11-12 | 0 | 0 |
| City of KENOSHA Ward 1 | 0 | 0 |
| City of KENOSHA Ward 2 | 0 | 0 |
| City of KENOSHA Ward 3 | 0 | 0 |
| City of KENOSHA Ward 4 | 0 | 0 |
| City of KENOSHA Ward 5 | 0 | 0 |
| City of KENOSHA Ward 6 | 0 | 0 |
| City of KENOSHA Ward 7 | 0 | 0 |
| City of KENOSHA Ward 8 | 1 | 1 |
| City of KENOSHA Ward 9 | 0 | 0 |
| City of KENOSHA Ward 10 | 0 | 0 |
| City of KENOSHA Ward 11 | 0 | 0 |
| City of KENOSHA Ward 12 | 0 | 0 |
| City of KENOSHA Ward 13 | 0 | 0 |
| City of KENOSHA Ward 14 | 0 | 0 |
| City of KENOSHA Ward 49 | 0 | 0 |
| City of KENOSHA Ward 50 | 0 | 0 |
| City of KENOSHA Ward 51 | 0 | 0 |
| City of KENOSHA Ward 52 | 0 | 0 |
| City of KENOSHA Ward 53 | 0 | 0 |
| City of KENOSHA Ward 54 | 0 | 0 |
| City of KENOSHA Ward 55 | 0 | 0 |
| City of KENOSHA Ward 56 | 2 | 2 |
| City of KENOSHA Ward 57 | 0 | 0 |
| City of KENOSHA Ward 58 | 0 | 0 |
| City of KENOSHA Ward 59 | 0 | 0 |

WEC Canvass Reporting System

Ward by Ward Report

2022 Partisan Primary

| | | Total Votes Cast | SCATTERING |
|-----------------------|--|---------------------|------------|
| KENOSHA | City of KENOSHA Ward 60 | 0 | 0 |
| | City of KENOSHA Ward 63 | 0 | 0 |
| | City of KENOSHA Ward 64 | 0 | 0 |
| | City of KENOSHA Ward 65 | 0 | 0 |
| | City of KENOSHA Ward 71 | 0 | 0 |
| | County Totals: | 6 | 6 |
| RACINE | Village of ELMWOOD PARK Ward 1 | 0 | 0 |
| | Village of MOUNT PLEASANT Wards 19,21-22 | 0 | 0 |
| | Village of MOUNT PLEASANT Ward 23 | 0 | 0 |
| | City of RACINE Ward 31 | 0 | 0 |
| | City of RACINE Ward 36 | 0 | 0 |
| | City of RACINE Ward 37 | 0 | 0 |
| | City of RACINE Ward 38 | 0 | 0 |
| | City of RACINE Ward 40 | 0 | 0 |
| | City of RACINE Ward 41 | 0 | 0 |
| | City of RACINE Ward 43 | 0 | 0 |
| County Totals: | 0 | 0 | |
| Office Totals: | 6 | 6 | |

WEC Canvass Reporting System

Ward by Ward Report

2022 Partisan Primary

REPRESENTATIVE TO THE ASSEMBLY DISTRICT 65 - Libertarian

| | Total Votes Cast | SCATTERING |
|---------------------------------|---------------------|------------|
| KENOSHA City of KENOSHA Ward 15 | 0 | 0 |
| City of KENOSHA Ward 16 | 0 | 0 |
| City of KENOSHA Ward 17 | 0 | 0 |
| City of KENOSHA Ward 18 | 0 | 0 |
| City of KENOSHA Ward 19 | 0 | 0 |
| City of KENOSHA Ward 20 | 0 | 0 |
| City of KENOSHA Ward 21 | 0 | 0 |
| City of KENOSHA Ward 22 | 1 | 1 |
| City of KENOSHA Ward 23 | 0 | 0 |
| City of KENOSHA Ward 24 | 0 | 0 |
| City of KENOSHA Ward 25 | 0 | 0 |
| City of KENOSHA Ward 26 | 0 | 0 |
| City of KENOSHA Ward 27 | 0 | 0 |
| City of KENOSHA Ward 28 | 0 | 0 |
| City of KENOSHA Ward 29 | 0 | 0 |
| City of KENOSHA Ward 30 | 0 | 0 |
| City of KENOSHA Ward 31 | 0 | 0 |
| City of KENOSHA Ward 32 | 0 | 0 |
| City of KENOSHA Ward 33 | 0 | 0 |
| City of KENOSHA Ward 34 | 0 | 0 |
| City of KENOSHA Ward 35 | 0 | 0 |
| City of KENOSHA Ward 36 | 0 | 0 |
| City of KENOSHA Ward 37 | 0 | 0 |
| City of KENOSHA Ward 38 | 0 | 0 |
| City of KENOSHA Ward 39 | 0 | 0 |
| City of KENOSHA Ward 40 | 0 | 0 |
| City of KENOSHA Ward 41 | 0 | 0 |
| City of KENOSHA Ward 42 | 0 | 0 |
| City of KENOSHA Ward 43 | 0 | 0 |

WEC Canvass Reporting System

Ward by Ward Report

2022 Partisan Primary

| | | Total Votes Cast | SCATTERING |
|-------------------------|-------------------------|---------------------|------------|
| KENOSHA | City of KENOSHA Ward 44 | 0 | 0 |
| | City of KENOSHA Ward 45 | 0 | 0 |
| | City of KENOSHA Ward 46 | 0 | 0 |
| | City of KENOSHA Ward 47 | 0 | 0 |
| | City of KENOSHA Ward 48 | 0 | 0 |
| | City of KENOSHA Ward 61 | 0 | 0 |
| | City of KENOSHA Ward 62 | 0 | 0 |
| | City of KENOSHA Ward 66 | 1 | 1 |
| | City of KENOSHA Ward 67 | 0 | 0 |
| | City of KENOSHA Ward 68 | 0 | 0 |
| City of KENOSHA Ward 69 | 0 | 0 | |
| City of KENOSHA Ward 70 | 0 | 0 | |
| County Totals: | | 2 | 2 |
| Office Totals: | | 2 | 2 |

WEC Canvass Reporting System

Ward by Ward Report

2022 Partisan Primary

REPRESENTATIVE TO THE ASSEMBLY DISTRICT 66 - Libertarian

| | | Total Votes Cast | LIB | |
|---------------|-----------------------------|------------------|-------------|------------|
| | | | Carl Hutton | SCATTERING |
| RACINE | Village of NORTH BAY Ward 1 | 0 | 0 | 0 |
| | City of RACINE Ward 1 | 0 | 0 | 0 |
| | City of RACINE Ward 2 | 1 | 1 | 0 |
| | City of RACINE Ward 3 | 0 | 0 | 0 |
| | City of RACINE Ward 4 | 1 | 1 | 0 |
| | City of RACINE Ward 5 | 0 | 0 | 0 |
| | City of RACINE Ward 6 | 1 | 1 | 0 |
| | City of RACINE Ward 7 | 0 | 0 | 0 |
| | City of RACINE Ward 8 | 0 | 0 | 0 |
| | City of RACINE Ward 9 | 0 | 0 | 0 |
| | City of RACINE Ward 10 | 0 | 0 | 0 |
| | City of RACINE Ward 11 | 0 | 0 | 0 |
| | City of RACINE Ward 12 | 1 | 1 | 0 |
| | City of RACINE Ward 13 | 0 | 0 | 0 |
| | City of RACINE Ward 14 | 0 | 0 | 0 |
| | City of RACINE Ward 16 | 0 | 0 | 0 |
| | City of RACINE Ward 17 | 0 | 0 | 0 |
| | City of RACINE Ward 18 | 0 | 0 | 0 |
| | City of RACINE Ward 19 | 0 | 0 | 0 |
| | City of RACINE Ward 20 | 0 | 0 | 0 |
| | City of RACINE Ward 23 | 0 | 0 | 0 |
| | City of RACINE Ward 24 | 0 | 0 | 0 |
| | City of RACINE Ward 25 | 0 | 0 | 0 |
| | City of RACINE Ward 29 | 1 | 1 | 0 |
| | City of RACINE Ward 30 | 0 | 0 | 0 |
| | City of RACINE Ward 32 | 0 | 0 | 0 |
| | City of RACINE Ward 33 | 0 | 0 | 0 |
| | City of RACINE Ward 34 | 2 | 1 | 1 |
| | City of RACINE Ward 35 | 0 | 0 | 0 |

WEC Canvass Reporting System

Ward by Ward Report

2022 Partisan Primary

| | | Total Votes Cast | LIB | |
|---------------|------------------------|------------------|-------------|------------|
| | | | Carl Hutton | SCATTERING |
| RACINE | City of RACINE Ward 39 | 0 | 0 | 0 |
| | City of RACINE Ward 42 | 0 | 0 | 0 |
| | City of RACINE Ward 44 | 0 | 0 | 0 |
| | City of RACINE Ward 45 | 2 | 2 | 0 |
| | City of RACINE Ward 49 | 0 | 0 | 0 |
| | County Totals: | 9 | 8 | 1 |
| | Office Totals: | 9 | 8 | 1 |

WEC Canvass Reporting System

Ward by Ward Report

2022 Partisan Primary

REPRESENTATIVE TO THE ASSEMBLY DISTRICT 67 - Libertarian

| | | Total Votes Cast | SCATTERING |
|-----------------|-----------------------------------|---------------------|------------|
| BARRON | VILLAGE OF NEW AUBURN Ward 2 | 0 | 0 |
| | County Totals: | 0 | 0 |
| CHIPPEWA | Town of ANSON Wards 1-3 | 0 | 0 |
| | Town of ARTHUR Ward 1 | 1 | 1 |
| | Town of AUBURN Ward 1 | 0 | 0 |
| | Town of BIRCH CREEK Ward 1 | 0 | 0 |
| | Town of BLOOMER Wards 1-2 | 0 | 0 |
| | Town of CLEVELAND Ward 1 | 0 | 0 |
| | Town of COLBURN Ward 1 | 0 | 0 |
| | Town of COOKS VALLEY Ward 1 | 1 | 1 |
| | Town of DELMAR Wards 1-2 | 0 | 0 |
| | Town of EAGLE POINT Wards 1-5 | 1 | 1 |
| | Town of EAGLE POINT Ward 5A | 0 | 0 |
| | Town of ESTELLA Wards 1-2 | 0 | 0 |
| | Town of GOETZ Ward 1 | 0 | 0 |
| | Town of HALLIE Ward 1 | 0 | 0 |
| | Town of HOWARD Ward 1 | 0 | 0 |
| | Town of LAKE HOLCOMBE Wards 1-2 | 0 | 0 |
| | Town of RUBY Ward 1 | 0 | 0 |
| | Town of SAMPSON Ward 1 | 0 | 0 |
| | Town of TILDEN Wards 1-3 | 0 | 0 |
| | Town of TILDEN Ward 3C | 0 | 0 |
| | Town of WHEATON Wards 1-3 | 0 | 0 |
| | Town of WOODMOHR Wards 1-2 | 0 | 0 |
| | Village of LAKE HALLIE Wards 1-10 | 0 | 0 |
| | Village of NEW AUBURN Wards 1,3 | 0 | 0 |
| | City of BLOOMER Wards 1-4 | 0 | 0 |
| | City of CHIPPEWA FALLS Wards 1-2 | 0 | 0 |
| | City of CHIPPEWA FALLS Ward 1A | 0 | 0 |

WEC Canvass Reporting System

Ward by Ward Report

2022 Partisan Primary

| | | Total Votes Cast | SCATTERING |
|-----------------------|-------------------------------------|---------------------|------------|
| CHIPPEWA | City of CHIPPEWA FALLS Wards 3,4,15 | 1 | 1 |
| | City of CHIPPEWA FALLS Wards 5-6 | 0 | 0 |
| | City of CHIPPEWA FALLS Wards 8-7 | 0 | 0 |
| | City of CHIPPEWA FALLS Wards 9-10 | 0 | 0 |
| | City of CHIPPEWA FALLS Ward 10A | 0 | 0 |
| | City of CHIPPEWA FALLS Wards 11-12 | 0 | 0 |
| | City of CHIPPEWA FALLS Wards 13-14 | 0 | 0 |
| | City of CORNELL Wards 1-4 | 0 | 0 |
| | CITY OF EAU CLAIRE Ward 16 | 0 | 0 |
| | CITY OF EAU CLAIRE Ward 40 | 0 | 0 |
| | CITY OF EAU CLAIRE Ward 41 | 0 | 0 |
| | CITY OF EAU CLAIRE Ward 64 | 0 | 0 |
| | City of STANLEY Ward 9 | 0 | 0 |
| County Totals: | 4 | 4 | |
| DUNN | Town of GRANT Wards 1-2 | 0 | 0 |
| | Town of OTTER CREEK Ward 1 | 0 | 0 |
| | Town of SAND CREEK Ward 1 | 0 | 0 |
| County Totals: | 0 | 0 | |
| EAU CLAIRE | Town of UNION Wards 1-5 | 0 | 0 |
| | City of EAU CLAIRE Ward 11 | 0 | 0 |
| | City of EAU CLAIRE Ward 36 | 0 | 0 |
| | City of EAU CLAIRE Ward 37 | 0 | 0 |
| | City of EAU CLAIRE Ward 44 | 0 | 0 |
| | City of EAU CLAIRE Ward 65 | 0 | 0 |
| | City of EAU CLAIRE Ward 68 | 0 | 0 |
| | County Totals: | 0 | 0 |
| Office Totals: | 4 | 4 | |

WEC Canvass Reporting System

Ward by Ward Report

2022 Partisan Primary

REPRESENTATIVE TO THE ASSEMBLY DISTRICT 68 - Libertarian

| | | Total Votes Cast | SCATTERING |
|-----------------------------|---|---------------------|------------|
| CHIPPEWA | Town of EDSON Wards 1-2 | 0 | 0 |
| | Town of LAFAYETTE Wards 1,2,3,4,5,6,7,8 | 0 | 0 |
| | Town of SIGEL Wards 1-2 | 0 | 0 |
| | Village of BOYD Ward 1 | 0 | 0 |
| | Village of CADOTT Wards 1,2 | 0 | 0 |
| | City of STANLEY Wards 1-6 | 0 | 0 |
| County Totals: | | 0 | 0 |
| CLARK | Town of BEAVER Ward 1 | 0 | 0 |
| | Town of BUTLER Ward 1 | 0 | 0 |
| | Town of EATON Wards 1-2 | 0 | 0 |
| | Town of FOSTER Ward 1 | 0 | 0 |
| | Town of GREEN GROVE Wards 1-2 | 0 | 0 |
| | Town of HENDREN Ward 1 | 0 | 0 |
| | Town of HIXON Wards 1-2 | 0 | 0 |
| | Town of HOARD Wards 1-2 | 0 | 0 |
| | Town of LONGWOOD Wards 1-3 | 0 | 0 |
| | Town of MEAD Ward 1 | 0 | 0 |
| | Town of MENTOR Ward 1 | 0 | 0 |
| | Town of RESEBURG Ward 1 | 0 | 0 |
| | Town of SEIF Ward 1 | 0 | 0 |
| | Town of THORP Wards 1-2 | 0 | 0 |
| | Town of WARNER Wards 1-2 | 0 | 0 |
| | Town of WESTON Ward 1 | 0 | 0 |
| | Town of WITHEE Wards 1-2 | 0 | 0 |
| | Town of WORDEN Ward 1 | 0 | 0 |
| | Village of CURTISS Ward 1 | 0 | 0 |
| | Village of WITHEE Ward 1 | 0 | 0 |
| City of GREENWOOD Wards 1-2 | 0 | 0 | |
| City of OWEN Wards 1-3 | 0 | 0 | |

WEC Canvass Reporting System

Ward by Ward Report

2022 Partisan Primary

| | | Total Votes Cast | SCATTERING |
|-----------------------|--|---------------------|------------|
| CLARK | CITY OF STANLEY Wards 7-8 | 0 | 0 |
| | City of THORP Wards 1-4 | 0 | 0 |
| | County Totals: | 0 | 0 |
| EAU CLAIRE | Town of BRIDGE CREEK Wards 1-3 | 0 | 0 |
| | Town of FAIRCHILD Ward 1 | 0 | 0 |
| | Town of LINCOLN Wards 1-2 | 0 | 0 |
| | Town of LUDINGTON Wards 1-2 | 0 | 0 |
| | Town of SEYMOUR Wards 1,2,3,4,5 | 0 | 0 |
| | Town of WASHINGTON Wards 1,6-9,13-15,18-19,21-22 | 0 | 0 |
| | Town of WILSON Ward 1 | 0 | 0 |
| | Village of FAIRCHILD Ward 1 | 0 | 0 |
| | Village of FALL CREEK Wards 1-2 | 0 | 0 |
| | VILLAGE OF LAKE HALLIE Ward 11 | 0 | 0 |
| | City of ALTOONA Wards 1-14 | 0 | 0 |
| | City of AUGUSTA Wards 1-5 | 0 | 0 |
| | City of EAU CLAIRE Ward 18 | 0 | 0 |
| | City of EAU CLAIRE Ward 38 | 0 | 0 |
| | City of EAU CLAIRE Ward 39 | 0 | 0 |
| | City of EAU CLAIRE Ward 49 | 0 | 0 |
| | City of EAU CLAIRE Ward 66 | 0 | 0 |
| | City of EAU CLAIRE Ward 69 | 0 | 0 |
| | City of EAU CLAIRE Ward 71 | 0 | 0 |
| | County Totals: | 0 | 0 |
| Office Totals: | 0 | 0 | |

WEC Canvass Reporting System

Ward by Ward Report

2022 Partisan Primary

REPRESENTATIVE TO THE ASSEMBLY DISTRICT 69 - Libertarian

| | Total Votes Cast | SCATTERING |
|----------------------------------|---------------------|------------|
| CLARK | | |
| Town of COLBY Wards 1-3 | 0 | 0 |
| Town of DEWHURST Ward 1 | 0 | 0 |
| Town of FREMONT Wards 1-2 | 0 | 0 |
| Town of GRANT Ward 1 | 0 | 0 |
| Town of HEWETT Wards 1-2 | 0 | 0 |
| Town of LEVIS Wards 1-2 | 0 | 0 |
| Town of LOYAL Ward 1 | 0 | 0 |
| Town of LYNN Wards 1-2 | 0 | 0 |
| Town of MAYVILLE Wards 1-2 | 0 | 0 |
| Town of PINE VALLEY Wards 1-2 | 0 | 0 |
| Town of SHERMAN Wards 1-2 | 0 | 0 |
| Town of SHERWOOD Ward 1 | 0 | 0 |
| Town of UNITY Ward 1 | 0 | 0 |
| Town of WASHBURN Ward 1 | 0 | 0 |
| Town of YORK Wards 1-2 | 0 | 0 |
| Village of DORCHESTER Ward 1 | 0 | 0 |
| Village of GRANTON Ward 1 | 0 | 0 |
| VILLAGE OF UNITY Ward 2 | 0 | 0 |
| City of ABBOTSFORD Wards 2,3,4,5 | 0 | 0 |
| City of COLBY Wards 2,3 | 0 | 0 |
| City of LOYAL Wards 1-2 | 0 | 0 |
| City of NEILLSVILLE Ward 1 | 0 | 0 |
| City of NEILLSVILLE Ward 2 | 0 | 0 |
| City of NEILLSVILLE Ward 3 | 0 | 0 |
| City of NEILLSVILLE Ward 4 | 0 | 0 |
| City of NEILLSVILLE Ward 5 | 0 | 0 |
| County Totals: | 0 | 0 |
| JACKSON | | |
| Town of ADAMS Wards 1-3 | 0 | 0 |
| Town of BROCKWAY Wards 1-6 | 0 | 0 |

WEC Canvass Reporting System

Ward by Ward Report

2022 Partisan Primary

| | | Total Votes Cast | SCATTERING |
|-----------------|-----------------------------------|---------------------|------------|
| JACKSON | Town of KOMENSKY Ward 1 | 0 | 0 |
| | City of BLACK RIVER FALLS Ward 1 | 0 | 0 |
| | City of BLACK RIVER FALLS Ward 2 | 0 | 0 |
| | City of BLACK RIVER FALLS Ward 3 | 0 | 0 |
| | City of BLACK RIVER FALLS Ward 4 | 0 | 0 |
| | County Totals: | 0 | 0 |
| MARATHON | Town of BRIGHTON Wards 1-2 | 0 | 0 |
| | Town of CLEVELAND Wards 1-2 | 0 | 0 |
| | Town of EAU PLEINE Ward 1 | 0 | 0 |
| | Town of FRANKFORT Ward 1 | 0 | 0 |
| | Town of HULL Ward 1 | 0 | 0 |
| | Town of MCMILLAN Wards 1-3 | 0 | 0 |
| | Town of SPENCER Wards 1-2 | 0 | 0 |
| | Town of WIEN Ward 1 | 0 | 0 |
| | VILLAGE OF DORCHESTER Ward 2 | 0 | 0 |
| | Village of EDGAR Ward 3 | 0 | 0 |
| | Village of FENWOOD Ward 1 | 0 | 0 |
| | Village of SPENCER Wards 1-3 | 1 | 1 |
| | Village of STRATFORD Wards 1-2 | 0 | 0 |
| | Village of UNITY Ward 1 | 0 | 0 |
| | CITY OF ABBOTSFORD Ward 1 | 0 | 0 |
| | CITY OF COLBY Ward 1 | 0 | 0 |
| | CITY OF MARSHFIELD Wards 12,16,19 | 0 | 0 |
| | County Totals: | 1 | 1 |
| WOOD | Town of CAMERON Ward 1 | 0 | 0 |
| | Town of CARY Ward 1 | 0 | 0 |
| | Town of LINCOLN Wards 1-2 | 0 | 0 |
| | Town of ROCK Ward 1 | 0 | 0 |
| | City of MARSHFIELD Wards 1,11 | 0 | 0 |
| | City of MARSHFIELD Ward 2 | 1 | 1 |

WEC Canvass Reporting System

Ward by Ward Report

2022 Partisan Primary

| | | Total Votes Cast | SCATTERING |
|-----------------------|-------------------------------|---------------------|------------|
| WOOD | City of MARSHFIELD Wards 3,13 | 1 | 1 |
| | City of MARSHFIELD Wards 4,14 | 0 | 0 |
| | City of MARSHFIELD Wards 5,15 | 1 | 1 |
| | City of MARSHFIELD Ward 6 | 0 | 0 |
| | City of MARSHFIELD Wards 7,17 | 0 | 0 |
| | City of MARSHFIELD Wards 9,21 | 0 | 0 |
| | County Totals: | 3 | 3 |
| Office Totals: | 4 | 4 | |

WEC Canvass Reporting System

Ward by Ward Report

2022 Partisan Primary

REPRESENTATIVE TO THE ASSEMBLY DISTRICT 70 - Libertarian

| | | Total Votes Cast | SCATTERING |
|---------------------------------|--------------------------------|---------------------|------------|
| JACKSON | Town of BEAR BLUFF Ward 1 | 0 | 0 |
| | Town of CITY POINT Ward 1 | 0 | 0 |
| | Town of KNAPP Ward 1 | 0 | 0 |
| | Town of MANCHESTER Ward 1 | 0 | 0 |
| | Town of MILLSTON Wards 1-2 | 0 | 0 |
| | County Totals: | 0 | 0 |
| LA CROSSE | Town of BURNS Wards 1-2 | 0 | 0 |
| | Village of ROCKLAND Ward 1 | 0 | 0 |
| | County Totals: | 0 | 0 |
| MONROE | Town of BYRON Wards 1-2 | 0 | 0 |
| | Town of GRANT Ward 1 | 0 | 0 |
| | Town of GREENFIELD Wards 1-2 | 0 | 0 |
| | Town of LA GRANGE Wards 1-2 | 0 | 0 |
| | Town of LA GRANGE Wards 3-4 | 0 | 0 |
| | Town of LINCOLN Ward 1 | 0 | 0 |
| | Town of LITTLE FALLS Wards 1-2 | 0 | 0 |
| | Town of NEW LYME Ward 1 | 0 | 0 |
| | Town of SCOTT Ward 1 | 0 | 0 |
| | Town of SPARTA Wards 1,2,3,4,5 | 0 | 0 |
| | VILLAGE OF ROCKLAND Ward 2 | 0 | 0 |
| | Village of WARRENS Ward 1 | 0 | 0 |
| | Village of WYEVILLE Ward 1 | 0 | 0 |
| | City of SPARTA Wards 1-5 | 1 | 1 |
| | City of SPARTA Wards 6-13 | 0 | 0 |
| City of TOMAH Wards 1-5,6-16,20 | 0 | 0 | |
| City of TOMAH Wards 17-19,21 | 0 | 0 | |
| | County Totals: | 1 | 1 |
| PORTAGE | Town of CARSON Wards 1-2 | 0 | 0 |

WEC Canvass Reporting System

Ward by Ward Report

2022 Partisan Primary

| | | Total Votes Cast | SCATTERING |
|-----------------------|---------------------------------|---------------------|------------|
| PORTAGE | Town of DEWEY Ward 1 | 0 | 0 |
| | Town of EAU PLEINE Wards 1-2 | 0 | 0 |
| | Town of HULL Wards 1-3 | 0 | 0 |
| | Town of HULL Wards 4-5,7 | 0 | 0 |
| | Town of SHARON Wards 1-3 | 0 | 0 |
| | Village of JUNCTION CITY Ward 1 | 0 | 0 |
| | VILLAGE OF MILLADORE Ward 2 | 0 | 0 |
| County Totals: | | 0 | 0 |
| WOOD | Town of ARPIN Wards 1,2 | 0 | 0 |
| | Town of CRANMOOR Ward 1 | 0 | 0 |
| | Town of DEXTER Ward 1 | 0 | 0 |
| | Town of HANSEN Ward 1 | 0 | 0 |
| | Town of HILES Ward 1 | 0 | 0 |
| | Town of MILLADORE Ward 1 | 0 | 0 |
| | Town of PORT EDWARDS Wards 1-4 | 0 | 0 |
| | Town of REMINGTON Ward 1 | 0 | 0 |
| | Town of RICHFIELD Wards 1-3 | 0 | 0 |
| | Town of RUDOLPH Wards 1-2 | 0 | 0 |
| | Town of SENECA Wards 1-4 | 0 | 0 |
| | Town of SHERRY Ward 1 | 0 | 0 |
| | Town of SIGEL Wards 1,2 | 0 | 0 |
| | Town of WOOD Ward 1 | 0 | 0 |
| | Village of ARPIN Ward 1 | 0 | 0 |
| | Village of MILLADORE Ward 1 | 0 | 0 |
| | Village of RUDOLPH Ward 1 | 0 | 0 |
| | Village of VESPER Ward 1 | 0 | 0 |
| | City of NEKOOSA Wards 1-4 | 0 | 0 |
| | City of PITTSVILLE Ward 1 | 0 | 0 |
| County Totals: | | 0 | 0 |
| Office Totals: | | 1 | 1 |

WEC Canvass Reporting System

Ward by Ward Report

2022 Partisan Primary

REPRESENTATIVE TO THE ASSEMBLY DISTRICT 71 - Libertarian

| | Total Votes Cast | SCATTERING |
|-------------------------------------|---------------------|------------|
| PORTAGE Town of ALBAN Ward 1 | 0 | 0 |
| Town of ALMOND Wards 1-2 | 0 | 0 |
| Town of AMHERST Wards 1-2 | 0 | 0 |
| Town of BELMONT Ward 1 | 0 | 0 |
| Town of BUENA VISTA Wards 1-2 | 0 | 0 |
| Town of GRANT Wards 1-3 | 0 | 0 |
| Town of HULL Wards 6,8 | 0 | 0 |
| Town of LANARK Wards 1-2 | 0 | 0 |
| Town of LINWOOD Wards 1-2 | 0 | 0 |
| Town of NEW HOPE Ward 1 | 0 | 0 |
| Town of PLOVER Wards 1-3 | 0 | 0 |
| Town of STOCKTON Wards 1-5 | 0 | 0 |
| Village of ALMOND Ward 1 | 0 | 0 |
| Village of AMHERST Wards 1-2 | 0 | 0 |
| Village of AMHERST JUNCTION Ward 1 | 0 | 0 |
| Village of NELSONVILLE Ward 1 | 0 | 0 |
| Village of PARK RIDGE Ward 1 | 0 | 0 |
| Village of PLOVER Wards 1-3,5 | 0 | 0 |
| Village of PLOVER Wards 4,6,10 | 0 | 0 |
| Village of PLOVER Wards 7-9 | 0 | 0 |
| Village of ROSHOLT Ward 1 | 0 | 0 |
| Village of WHITING Wards 1-4 | 0 | 0 |
| City of STEVENS POINT Wards 1-3 | 0 | 0 |
| City of STEVENS POINT Wards 4-6 | 0 | 0 |
| City of STEVENS POINT Wards 7-9 | 0 | 0 |
| City of STEVENS POINT Wards 10-12 | 0 | 0 |
| City of STEVENS POINT Wards 13-15 | 0 | 0 |
| City of STEVENS POINT Wards 16-18 | 0 | 0 |
| City of STEVENS POINT Wards 19-21 | 0 | 0 |

WEC Canvass Reporting System

Ward by Ward Report

2022 Partisan Primary

| | | Total Votes Cast | SCATTERING |
|----------------|-----------------------------------|---------------------|------------|
| PORTAGE | City of STEVENS POINT Wards 22-24 | 0 | 0 |
| | City of STEVENS POINT Wards 25-27 | 0 | 0 |
| | City of STEVENS POINT Wards 28-30 | 0 | 0 |
| | City of STEVENS POINT Wards 31-33 | 0 | 0 |
| | County Totals: | 0 | 0 |
| | Office Totals: | 0 | 0 |

WEC Canvass Reporting System

Ward by Ward Report

2022 Partisan Primary

REPRESENTATIVE TO THE ASSEMBLY DISTRICT 72 - Libertarian

| | | Total Votes Cast | SCATTERING |
|-----------------|-----------------------------------|-----------------------|------------|
| ADAMS | Town of BIG FLATS Wards 1-2 | 0 | 0 |
| | Town of COLBURN Ward 1 | 0 | 0 |
| | Town of LEOLA Ward 1 | 0 | 0 |
| | Town of MONROE Ward 1 | 0 | 0 |
| | Town of PRESTON Wards 1-2 | 0 | 0 |
| | Town of RICHFIELD Ward 1 | 0 | 0 |
| | Town of ROME Wards 1,2,3,4 | 0 | 0 |
| | Town of STRONGS PRAIRIE Wards 1,2 | 0 | 0 |
| | County Totals: | 0 | 0 |
| PORTAGE | Town of PINE GROVE Wards 1-2 | 0 | 0 |
| | | County Totals: | 0 |
| WAUSHARA | Town of COLOMA Ward 1 | 0 | 0 |
| | Town of DAKOTA Wards 1-2 | 0 | 0 |
| | Town of DEERFIELD Ward 1 | 0 | 0 |
| | Town of HANCOCK Ward 1 | 0 | 0 |
| | Town of MARION Wards 1-4 | 0 | 0 |
| | Town of MOUNT MORRIS Wards 1-2 | 0 | 0 |
| | Town of OASIS Ward 1 | 0 | 0 |
| | Town of PLAINFIELD Ward 1 | 0 | 0 |
| | Town of RICHFORD Wards 1-2 | 0 | 0 |
| | Town of ROSE Wards 1-2 | 0 | 0 |
| | Town of WAUTOMA Wards 1-3 | 0 | 0 |
| | Village of COLOMA Ward 1 | 0 | 0 |
| | Village of HANCOCK Ward 1 | 0 | 0 |
| | Village of LOHRVILLE Ward 1 | 0 | 0 |
| | Village of PLAINFIELD Ward 1 | 0 | 0 |
| | Village of REDGRANITE Wards 1,2 | 0 | 0 |
| | Village of WILD ROSE Ward 1 | 0 | 0 |
| | City of WAUTOMA Wards 1-3 | 0 | 0 |

WEC Canvass Reporting System

Ward by Ward Report

2022 Partisan Primary

| | | Total Votes Cast | SCATTERING |
|-----------------|--------------------------------------|---------------------|------------|
| WAUSHARA | County Totals: | 0 | 0 |
| WOOD | Town of GRAND RAPIDS Wards 1-11 | 0 | 0 |
| | Town of SARATOGA Wards 1-9 | 0 | 0 |
| | Village of BIRON Ward 1 | 0 | 0 |
| | Village of PORT EDWARDS Wards 1-3 | 0 | 0 |
| | City of WISCONSIN RAPIDS Wards 1-4 | 0 | 0 |
| | City of WISCONSIN RAPIDS Wards 5-7 | 0 | 0 |
| | City of WISCONSIN RAPIDS Wards 8-10 | 0 | 0 |
| | City of WISCONSIN RAPIDS Wards 11-13 | 0 | 0 |
| | City of WISCONSIN RAPIDS Wards 14-16 | 0 | 0 |
| | City of WISCONSIN RAPIDS Wards 17-20 | 0 | 0 |
| | City of WISCONSIN RAPIDS Wards 21-24 | 0 | 0 |
| | City of WISCONSIN RAPIDS Wards 25-27 | 0 | 0 |
| | County Totals: | 0 | 0 |
| | Office Totals: | 0 | 0 |

WEC Canvass Reporting System

Ward by Ward Report

2022 Partisan Primary

REPRESENTATIVE TO THE ASSEMBLY DISTRICT 73 - Libertarian

| | Total Votes Cast | SCATTERING |
|---------------------------------|---------------------|------------|
| BURNETT | | |
| Town of ANDERSON Ward 1 | 0 | 0 |
| Town of BLAINE Ward 1 | 0 | 0 |
| Town of DANIELS Ward 1 | 0 | 0 |
| Town of DEWEY Ward 1 | 0 | 0 |
| Town of GRANTSBURG Wards 1-3 | 0 | 0 |
| Town of JACKSON Wards 1-2 | 0 | 0 |
| Town of LA FOLLETTE Wards 1-2 | 0 | 0 |
| Town of LINCOLN Ward 1 | 0 | 0 |
| Town of MEENON Wards 1-3 | 0 | 0 |
| Town of OAKLAND Wards 1-2 | 0 | 0 |
| Town of ROOSEVELT Ward 1 | 0 | 0 |
| Town of RUSK Wards 1-2 | 0 | 0 |
| Town of SAND LAKE Wards 1-2 | 0 | 0 |
| Town of SCOTT Wards 1-2 | 0 | 0 |
| Town of SIREN Wards 1-3 | 0 | 0 |
| Town of SWISS Ward 1 | 0 | 0 |
| Town of TRADE LAKE Wards 1-2 | 0 | 0 |
| Town of UNION Ward 1 | 0 | 0 |
| Town of WEBB LAKE Ward 1 | 0 | 0 |
| Town of WEST MARSHLAND Ward 1 | 0 | 0 |
| Town of WOOD RIVER Wards 1,2 | 0 | 0 |
| Village of GRANTSBURG Wards 1,2 | 0 | 0 |
| Village of SIREN Wards 1-2 | 0 | 0 |
| Village of WEBSTER Ward 1 | 0 | 0 |
| County Totals: | 0 | 0 |
| DOUGLAS | | |
| Town of AMNICON Wards 1-2 | 0 | 0 |
| Town of BRULE Ward 1 | 0 | 0 |
| Town of CLOVERLAND Ward 1 | 0 | 0 |
| Town of DAIRYLAND Ward 1 | 0 | 0 |

WEC Canvass Reporting System

Ward by Ward Report

2022 Partisan Primary

| | | Total Votes Cast | SCATTERING |
|-----------------------|-------------------------------------|---------------------|------------|
| DOUGLAS | Town of LAKESIDE Ward 1 | 0 | 0 |
| | Town of MAPLE Ward 1 | 0 | 0 |
| | Town of OAKLAND Wards 1-2 | 0 | 0 |
| | Town of PARKLAND Wards 1-2 | 0 | 0 |
| | Town of SUMMIT Wards 1-2 | 0 | 0 |
| | Town of SUPERIOR Wards 1-3 | 0 | 0 |
| | Village of LAKE NEBAGAMON Wards 1-2 | 0 | 0 |
| | Village of OLIVER Ward 1 | 0 | 0 |
| | Village of POPLAR Ward 1 | 0 | 0 |
| | Village of SUPERIOR Ward 1 | 1 | 1 |
| | City of SUPERIOR Wards 1-5 | 0 | 0 |
| | City of SUPERIOR Wards 6-10 | 0 | 0 |
| | City of SUPERIOR Wards 11-16 | 0 | 0 |
| | City of SUPERIOR Wards 17-22 | 0 | 0 |
| | City of SUPERIOR Wards 23-28 | 0 | 0 |
| County Totals: | 1 | 1 | |
| WASHBURN | Town of BROOKLYN Wards 1-2 | 0 | 0 |
| | Town of CASEY Ward 1 | 0 | 0 |
| | Town of CHICOG Ward 1 | 0 | 0 |
| | Town of FROG CREEK Ward 1 | 0 | 0 |
| | Town of GULL LAKE Ward 1 | 0 | 0 |
| | Town of MINONG Wards 1-2 | 0 | 0 |
| | Town of STINNETT Ward 1 | 0 | 0 |
| | Town of TREGO Wards 1-2 | 0 | 0 |
| | Village of MINONG Ward 1 | 0 | 0 |
| County Totals: | 0 | 0 | |
| Office Totals: | 1 | 1 | |

WEC Canvass Reporting System

Ward by Ward Report

2022 Partisan Primary

REPRESENTATIVE TO THE ASSEMBLY DISTRICT 74 - Libertarian

| | Total Votes Cast | SCATTERING |
|----------------------------------|---------------------|------------|
| ASHLAND | | |
| Town of AGENDA Ward 1 | 0 | 0 |
| Town of ASHLAND Ward 1 | 0 | 0 |
| Town of CHIPPEWA Ward 1 | 0 | 0 |
| Town of GINGLES Wards 1-2 | 0 | 0 |
| Town of GORDON Ward 1 | 0 | 0 |
| Town of JACOBS Wards 1-2 | 0 | 0 |
| Town of LA POINTE Ward 1 | 0 | 0 |
| Town of MARENGO Ward 1 | 0 | 0 |
| Town of MORSE Wards 1-2 | 0 | 0 |
| Town of PEEKSVILLE Ward 1 | 0 | 0 |
| Town of SANBORN Wards 1-2 | 0 | 0 |
| Town of SHANAGOLDEN Ward 1 | 0 | 0 |
| Town of WHITE RIVER Wards 1-2 | 0 | 0 |
| Village of BUTTERNUT Ward 1 | 0 | 0 |
| City of ASHLAND Wards 1-8,11 | 0 | 0 |
| City of ASHLAND Wards 9-10,12-21 | 1 | 1 |
| City of MELLEN Ward 1 | 0 | 0 |
| County Totals: | 1 | 1 |
| BAYFIELD | | |
| Town of BARKSDALE Wards 1-2 | 0 | 0 |
| Town of BARNES Ward 1 | 0 | 0 |
| Town of BAYFIELD Wards 1-2 | 0 | 0 |
| Town of BAYVIEW Ward 1 | 0 | 0 |
| Town of BELL Ward 1 | 0 | 0 |
| Town of CABLE Ward 1 | 0 | 0 |
| Town of CLOVER Ward 1 | 0 | 0 |
| Town of DELTA Ward 1 | 0 | 0 |
| Town of DRUMMOND Wards 1-2 | 0 | 0 |
| Town of EILEEN Wards 1-2 | 0 | 0 |
| Town of GRAND VIEW Ward 1 | 0 | 0 |

WEC Canvass Reporting System

Ward by Ward Report

2022 Partisan Primary

| | | Total Votes Cast | SCATTERING |
|-----------------------|---------------------------------|---------------------|------------|
| BAYFIELD | Town of HUGHES Ward 1 | 0 | 0 |
| | Town of IRON RIVER Wards 1-2 | 0 | 0 |
| | Town of KELLY Ward 1 | 0 | 0 |
| | Town of KEYSTONE Ward 1 | 0 | 0 |
| | Town of LINCOLN Ward 1 | 0 | 0 |
| | Town of MASON Ward 1 | 0 | 0 |
| | Town of NAMAKAGON Ward 1 | 0 | 0 |
| | Town of ORIENTA Ward 1 | 0 | 0 |
| | Town of OULU Ward 1 | 0 | 0 |
| | Town of PILSEN Ward 1 | 0 | 0 |
| | Town of PORT WING Ward 1 | 0 | 0 |
| | Town of RUSSELL Wards 1-3 | 0 | 0 |
| | Town of TRIPP Ward 1 | 0 | 0 |
| | Town of WASHBURN Wards 1-2 | 0 | 0 |
| | Village of MASON Ward 1 | 0 | 0 |
| | CITY OF ASHLAND Ward 22 | 0 | 0 |
| | City of BAYFIELD Ward 1 | 0 | 0 |
| | City of WASHBURN Wards 1-5 | 0 | 0 |
| County Totals: | | 0 | 0 |
| DOUGLAS | Town of BENNETT Ward 1 | 0 | 0 |
| | Town of GORDON Ward 1 | 0 | 0 |
| | Town of HAWTHORNE Wards 1-2 | 0 | 0 |
| | Town of HIGHLAND Ward 1 | 0 | 0 |
| | Town of SOLON SPRINGS Wards 1,2 | 0 | 0 |
| | Town of WASCOTT Ward 1 | 0 | 0 |
| | Village of SOLON SPRINGS Ward 1 | 0 | 0 |
| County Totals: | | 0 | 0 |
| IRON | Town of ANDERSON Ward 1 | 0 | 0 |
| | Town of CAREY Ward 1 | 0 | 0 |
| | Town of GURNEY Ward 1 | 0 | 0 |

WEC Canvass Reporting System

Ward by Ward Report

2022 Partisan Primary

| | Total Votes Cast | SCATTERING |
|------------------------------|---------------------|------------|
| IRON | | |
| Town of KIMBALL Ward 1 | 0 | 0 |
| Town of KNIGHT Ward 1 | 0 | 0 |
| Town of MERCER Wards 1-4 | 0 | 0 |
| Town of OMA Ward 1 | 0 | 0 |
| Town of PENCE Ward 1 | 0 | 0 |
| Town of SAXON Ward 1 | 0 | 0 |
| Town of SHERMAN Ward 1 | 0 | 0 |
| City of HURLEY Ward 1 | 0 | 0 |
| City of HURLEY Ward 2 | 0 | 0 |
| City of HURLEY Ward 3 | 0 | 0 |
| City of HURLEY Ward 4 | 0 | 0 |
| City of MONTREAL Wards 1-2 | 0 | 0 |
| County Totals: | 0 | 0 |
| PRICE | | |
| Town of CATAWBA Ward 1 | 0 | 0 |
| Town of EISENSTEIN Wards 1-2 | 0 | 0 |
| Town of ELK Wards 1-2 | 0 | 0 |
| Town of EMERY Ward 1 | 0 | 0 |
| Town of FIFIELD Ward 1 | 0 | 0 |
| Town of FIFIELD Ward 2 | 0 | 0 |
| Town of FLAMBEAU Ward 1 | 0 | 0 |
| Town of GEORGETOWN Ward 1 | 0 | 0 |
| Town of HACKETT Ward 1 | 0 | 0 |
| Town of HARMONY Ward 1 | 0 | 0 |
| Town of HILL Ward 1 | 0 | 0 |
| Town of KENNAN Ward 1 | 0 | 0 |
| Town of KNOX Ward 1 | 0 | 0 |
| Town of LAKE Wards 1-2 | 0 | 0 |
| Town of OGEMA Wards 1-2 | 0 | 0 |
| Town of PRENTICE Ward 1 | 0 | 0 |
| Town of SPIRIT Ward 1 | 0 | 0 |

WEC Canvass Reporting System

Ward by Ward Report

2022 Partisan Primary

| | | Total Votes Cast | SCATTERING |
|---------------|------------------------------|---------------------|------------|
| PRICE | Town of WORCESTER Wards 1-3 | 0 | 0 |
| | Village of CATAWBA Ward 1 | 0 | 0 |
| | Village of KENNAN Ward 1 | 0 | 0 |
| | Village of PRENTICE Ward 1 | 0 | 0 |
| | City of PARK FALLS Wards 1-7 | 0 | 0 |
| | City of PHILLIPS Wards 1-4 | 0 | 0 |
| | County Totals: | 0 | 0 |
| SAWYER | Town of LENROOT Wards 1-2 | 0 | 0 |
| | Town of SPIDER LAKE Ward 1 | 0 | 0 |
| | County Totals: | 0 | 0 |
| | Office Totals: | 1 | 1 |

WEC Canvass Reporting System

Ward by Ward Report

2022 Partisan Primary

REPRESENTATIVE TO THE ASSEMBLY DISTRICT 75 - Libertarian

| | Total Votes Cast | SCATTERING |
|--|---------------------|------------|
| BARRON Town of ALMENA Wards 1-2 | 0 | 0 |
| Town of ARLAND Ward 1 | 0 | 0 |
| Town of BARRON Wards 1-2 | 0 | 0 |
| Town of BEAR LAKE Ward 1 | 0 | 0 |
| Town of CEDAR LAKE Wards 1-2 | 0 | 0 |
| Town of CHETEK Wards 1-3 | 0 | 0 |
| Town of CLINTON Ward 1 | 0 | 0 |
| Town of CRYSTAL LAKE Ward 1 | 0 | 0 |
| Town of CUMBERLAND Ward 1 | 0 | 0 |
| Town of DALLAS Wards 1-2 | 0 | 0 |
| Town of DOVRE Ward 1 | 0 | 0 |
| Town of DOYLE Wards 1-2 | 0 | 0 |
| Town of LAKELAND Wards 1-2 | 0 | 0 |
| Town of MAPLE GROVE Wards 1-2 | 0 | 0 |
| Town of MAPLE PLAIN Ward 1 | 0 | 0 |
| Town of OAK GROVE Wards 1-2 | 0 | 0 |
| Town of PRAIRIE FARM Wards 1-2 | 0 | 0 |
| Town of PRAIRIE LAKE Wards 1-2 | 0 | 0 |
| Town of RICE LAKE Wards 1-4 | 1 | 1 |
| Town of SIOUX CREEK Ward 1 | 0 | 0 |
| Town of STANFOLD Ward 1 | 0 | 0 |
| Town of STANLEY Wards 1-4 | 0 | 0 |
| Town of SUMNER Ward 1 | 0 | 0 |
| Town of TURTLE LAKE Ward 1 | 0 | 0 |
| Town of VANCE CREEK Ward 1 | 0 | 0 |
| Village of ALMENA Ward 1 | 0 | 0 |
| Village of CAMERON Wards 1-3 | 0 | 0 |
| Village of DALLAS Ward 1 | 0 | 0 |
| Village of HAUGEN Ward 1 | 0 | 0 |

WEC Canvass Reporting System

Ward by Ward Report

2022 Partisan Primary

| | | Total Votes Cast | SCATTERING |
|-----------------|--------------------------------|---------------------|------------|
| BARRON | Village of PRAIRIE FARM Ward 1 | 0 | 0 |
| | Village of TURTLE LAKE Ward 1 | 0 | 0 |
| | City of BARRON Wards 1-7 | 0 | 0 |
| | City of CHETEK Wards 1-4 | 0 | 0 |
| | City of CUMBERLAND Wards 1-5 | 0 | 0 |
| | City of RICE LAKE Wards 1-15 | 2 | 2 |
| | County Totals: | 3 | 3 |
| POLK | VILLAGE OF TURTLE LAKE Ward 2 | 0 | 0 |
| | County Totals: | 0 | 0 |
| WASHBURN | Town of BARRONETT Ward 1 | 0 | 0 |
| | Town of BASHAW Wards 1,2 | 0 | 0 |
| | Town of BASS LAKE Ward 1 | 0 | 0 |
| | Town of BEAVER BROOK Ward 1 | 0 | 0 |
| | Town of BIRCHWOOD Wards 1,2 | 0 | 0 |
| | Town of CRYSTAL Ward 1 | 0 | 0 |
| | Town of EVERGREEN Wards 1-2 | 0 | 0 |
| | Town of LONG LAKE Ward 1 | 0 | 0 |
| | Town of MADGE Ward 1 | 0 | 0 |
| | Town of SARONA Wards 1-2 | 0 | 0 |
| | Town of SPOONER Wards 1,2 | 1 | 1 |
| | Town of SPRINGBROOK Ward 1 | 0 | 0 |
| | Town of STONE LAKE Ward 1 | 0 | 0 |
| | Village of BIRCHWOOD Ward 1 | 0 | 0 |
| | City of SPOONER Wards 1,2,3,4 | 0 | 0 |
| | City of SHELL LAKE Wards 1-2 | 0 | 0 |
| | County Totals: | 1 | 1 |
| | Office Totals: | 4 | 4 |

WEC Canvass Reporting System

Ward by Ward Report

2022 Partisan Primary

REPRESENTATIVE TO THE ASSEMBLY DISTRICT 76 - Libertarian

| | | Total Votes Cast | SCATTERING |
|------|--------------------------|---------------------|------------|
| DANE | City of MADISON Ward 28 | 0 | 0 |
| | City of MADISON Ward 29 | 0 | 0 |
| | City of MADISON Ward 30 | 0 | 0 |
| | City of MADISON Ward 40 | 0 | 0 |
| | City of MADISON Ward 41 | 1 | 1 |
| | City of MADISON Ward 42 | 0 | 0 |
| | City of MADISON Ward 43 | 0 | 0 |
| | City of MADISON Ward 44 | 0 | 0 |
| | City of MADISON Ward 45 | 0 | 0 |
| | City of MADISON Ward 46 | 0 | 0 |
| | City of MADISON Ward 47 | 0 | 0 |
| | City of MADISON Ward 48 | 0 | 0 |
| | City of MADISON Ward 49 | 0 | 0 |
| | City of MADISON Ward 50 | 0 | 0 |
| | City of MADISON Ward 51 | 0 | 0 |
| | City of MADISON Ward 52 | 0 | 0 |
| | City of MADISON Ward 53 | 0 | 0 |
| | City of MADISON Ward 54 | 0 | 0 |
| | City of MADISON Ward 55 | 0 | 0 |
| | City of MADISON Ward 56 | 0 | 0 |
| | City of MADISON Ward 57 | 0 | 0 |
| | City of MADISON Ward 58 | 0 | 0 |
| | City of MADISON Ward 59 | 1 | 1 |
| | City of MADISON Ward 68 | 0 | 0 |
| | City of MADISON Ward 127 | 0 | 0 |
| | City of MADISON Ward 128 | 0 | 0 |
| | City of MADISON Ward 134 | 0 | 0 |
| | County Totals: | 2 | 2 |
| | Office Totals: | 2 | 2 |

WEC Canvass Reporting System

Ward by Ward Report

2022 Partisan Primary

REPRESENTATIVE TO THE ASSEMBLY DISTRICT 77 - Libertarian

| | Total Votes Cast | SCATTERING |
|--------------------------------------|---------------------|------------|
| DANE | | |
| Village of SHOREWOOD HILLS Wards 1-2 | 0 | 0 |
| City of MADISON Ward 60 | 0 | 0 |
| City of MADISON Ward 61 | 0 | 0 |
| City of MADISON Ward 62 | 0 | 0 |
| City of MADISON Ward 63 | 0 | 0 |
| City of MADISON Ward 64 | 0 | 0 |
| City of MADISON Ward 65 | 0 | 0 |
| City of MADISON Ward 66 | 0 | 0 |
| City of MADISON Ward 67 | 0 | 0 |
| City of MADISON Ward 69 | 0 | 0 |
| City of MADISON Ward 70 | 0 | 0 |
| City of MADISON Ward 71 | 0 | 0 |
| City of MADISON Ward 72 | 0 | 0 |
| City of MADISON Ward 73 | 0 | 0 |
| City of MADISON Ward 74 | 0 | 0 |
| City of MADISON Ward 75 | 0 | 0 |
| City of MADISON Ward 76 | 1 | 1 |
| City of MADISON Ward 77 | 0 | 0 |
| City of MADISON Ward 78 | 0 | 0 |
| City of MADISON Ward 79 | 0 | 0 |
| City of MADISON Ward 80 | 0 | 0 |
| City of MADISON Ward 85 | 0 | 0 |
| City of MADISON Ward 86 | 0 | 0 |
| City of MADISON Ward 87 | 0 | 0 |
| City of MADISON Ward 88 | 0 | 0 |
| City of MADISON Ward 89 | 0 | 0 |
| City of MADISON Ward 126 | 0 | 0 |
| County Totals: | 1 | 1 |
| Office Totals: | 1 | 1 |

WEC Canvass Reporting System

Ward by Ward Report

2022 Partisan Primary

REPRESENTATIVE TO THE ASSEMBLY DISTRICT 78 - Libertarian

| | Total Votes Cast | SCATTERING |
|--------------------------|---------------------|------------|
| DANE | | |
| City of MADISON Ward 81 | 0 | 0 |
| City of MADISON Ward 82 | 0 | 0 |
| City of MADISON Ward 83 | 0 | 0 |
| City of MADISON Ward 84 | 0 | 0 |
| City of MADISON Ward 90 | 0 | 0 |
| City of MADISON Ward 94 | 0 | 0 |
| City of MADISON Ward 95 | 0 | 0 |
| City of MADISON Ward 97 | 0 | 0 |
| City of MADISON Ward 98 | 0 | 0 |
| City of MADISON Ward 99 | 0 | 0 |
| City of MADISON Ward 100 | 0 | 0 |
| City of MADISON Ward 101 | 0 | 0 |
| City of MADISON Ward 102 | 0 | 0 |
| City of MADISON Ward 103 | 0 | 0 |
| City of MADISON Ward 104 | 0 | 0 |
| City of MADISON Ward 105 | 0 | 0 |
| City of MADISON Ward 106 | 0 | 0 |
| City of MADISON Ward 107 | 0 | 0 |
| City of MADISON Ward 108 | 0 | 0 |
| City of MADISON Ward 109 | 0 | 0 |
| City of MADISON Ward 110 | 0 | 0 |
| City of MADISON Ward 111 | 0 | 0 |
| City of MADISON Ward 112 | 0 | 0 |
| City of MADISON Ward 113 | 0 | 0 |
| City of MADISON Ward 114 | 0 | 0 |
| City of MADISON Ward 116 | 0 | 0 |
| City of MADISON Ward 117 | 0 | 0 |
| City of MADISON Ward 135 | 0 | 0 |
| City of MADISON Ward 140 | 0 | 0 |

WEC Canvass Reporting System

Ward by Ward Report

2022 Partisan Primary

DANE

| | Total Votes Cast | SCATTERING |
|----------------|---------------------|------------|
| County Totals: | 0 | 0 |
| Office Totals: | 0 | 0 |

WEC Canvass Reporting System

Ward by Ward Report

2022 Partisan Primary

REPRESENTATIVE TO THE ASSEMBLY DISTRICT 79 - Libertarian

| | Total Votes Cast | SCATTERING |
|-------------------------------------|---------------------|------------|
| DANE | | |
| Town of BURKE Wards 5-6 | 0 | 0 |
| Town of WESTPORT Wards 1-5 | 0 | 0 |
| Village of DEFOREST Ward 11 | 0 | 0 |
| Village of DEFOREST Wards 12,14 | 0 | 0 |
| Village of WAUNAKEE Wards 1-5 | 0 | 0 |
| Village of WAUNAKEE Wards 6-12 | 2 | 2 |
| Village of Windsor Wards 6-14 | 0 | 0 |
| City of MADISON Ward 39 | 0 | 0 |
| City of MADISON Ward 91 | 0 | 0 |
| City of MADISON Ward 92 | 0 | 0 |
| City of MADISON Ward 93 | 0 | 0 |
| City of MADISON Ward 96 | 0 | 0 |
| City of MADISON Ward 115 | 0 | 0 |
| City of MADISON Ward 118 | 0 | 0 |
| City of MADISON Ward 119 | 0 | 0 |
| City of MADISON Ward 125 | 0 | 0 |
| City of MADISON Ward 129 | 0 | 0 |
| City of MADISON Ward 131 | 0 | 0 |
| City of MIDDLETON Wards 1-8 | 0 | 0 |
| City of MIDDLETON Wards 14-16,18,17 | 0 | 0 |
| City of MIDDLETON Ward 22 | 0 | 0 |
| County Totals: | 2 | 2 |
| Office Totals: | 2 | 2 |

WEC Canvass Reporting System

Ward by Ward Report

2022 Partisan Primary

REPRESENTATIVE TO THE ASSEMBLY DISTRICT 80 - Libertarian

| | Total Votes Cast | SCATTERING |
|-------------------------------------|---------------------|------------|
| DANE | | |
| Town of CROSS PLAINS Wards 1-2 | 0 | 0 |
| Town of MIDDLETON Wards 1-8 | 0 | 0 |
| Town of MONTROSE Wards 1-2 | 0 | 0 |
| Town of OREGON Wards 1-4 | 0 | 0 |
| Town of PERRY Ward 1 | 0 | 0 |
| Town of PRIMROSE Ward 1 | 0 | 0 |
| Town of SPRINGDALE Wards 1-3 | 0 | 0 |
| Town of VERMONT Ward 1 | 0 | 0 |
| Town of VERONA Wards 1-3 | 0 | 0 |
| Village of BELLEVILLE Wards 1-2 | 0 | 0 |
| Village of MOUNT HOREB Wards 1-5 | 0 | 0 |
| Village of MOUNT HOREB Wards 6-10 | 0 | 0 |
| City of FITCHBURG Ward 14 | 0 | 0 |
| City of FITCHBURG Wards 15-16,20-21 | 0 | 0 |
| City of MADISON Ward 120 | 0 | 0 |
| City of MADISON Ward 136 | 0 | 0 |
| City of MADISON Ward 137 | 0 | 0 |
| City of MADISON Ward 138 | 0 | 0 |
| City of MADISON Ward 139 | 0 | 0 |
| City of MADISON Ward 141 | 0 | 0 |
| City of MADISON Ward 142 | 0 | 0 |
| City of MIDDLETON Wards 9-13,19 | 2 | 2 |
| City of MIDDLETON Wards 20-21 | 0 | 0 |
| City of VERONA Wards 1-6,13 | 0 | 0 |
| City of VERONA Wards 7-12 | 0 | 0 |
| County Totals: | 2 | 2 |
| GREEN | | |
| Town of NEW GLARUS Wards 1-2 | 0 | 0 |
| Town of YORK Wards 1-2 | 0 | 0 |
| VILLAGE OF BELLEVILLE Ward 3 | 0 | 0 |

WEC Canvass Reporting System

Ward by Ward Report

2022 Partisan Primary

| | | Total Votes Cast | SCATTERING |
|--------------|---------------------------------|---------------------|------------|
| GREEN | Village of NEW GLARUS Wards 1-4 | 0 | 0 |
| | County Totals: | 0 | 0 |
| IOWA | Town of MOSCOW Ward 1 | 0 | 0 |
| | Town of WALDWICK Wards 1-3 | 0 | 0 |
| | Village of HOLLANDALE Ward 1 | 0 | 0 |
| | County Totals: | 0 | 0 |
| | Office Totals: | 2 | 2 |

WEC Canvass Reporting System

Ward by Ward Report

2022 Partisan Primary

REPRESENTATIVE TO THE ASSEMBLY DISTRICT 81 - Libertarian

| | | Total Votes Cast | SCATTERING |
|-----------------------|-----------------------------------|---------------------|------------|
| COLUMBIA | Town of CALEDONIA Wards 1-2 | 0 | 0 |
| | Town of WEST POINT Wards 1-3 | 0 | 0 |
| | County Totals: | 0 | 0 |
| DANE | Town of BERRY Wards 1-2 | 0 | 0 |
| | Town of BLACK EARTH Ward 1 | 0 | 0 |
| | Town of BLUE MOUNDS Wards 1-2 | 0 | 0 |
| | Town of DANE Ward 1 | 0 | 0 |
| | Town of MAZOMANIE Wards 1-2 | 0 | 0 |
| | Town of ROXBURY Wards 1-2 | 0 | 0 |
| | Town of SPRINGFIELD Wards 1-4 | 0 | 0 |
| | Town of VIENNA Wards 1-2 | 0 | 0 |
| | Village of BLACK EARTH Wards 1-2 | 0 | 0 |
| | Village of BLUE MOUNDS Ward 1 | 0 | 0 |
| | Village of CROSS PLAINS Wards 1-6 | 0 | 0 |
| | Village of DANE Ward 1 | 0 | 0 |
| | Village of MAZOMANIE Wards 1-3 | 0 | 0 |
| County Totals: | 0 | 0 | |
| IOWA | Town of ARENA Wards 1-3 | 0 | 0 |
| | Town of BRIGHAM Wards 1-2 | 0 | 0 |
| | Town of RIDGEWAY Wards 1-2 | 0 | 0 |
| | Village of ARENA Ward 1 | 0 | 0 |
| | Village of BARNEVELD Wards 1-2 | 0 | 0 |
| | Village of RIDGEWAY Ward 1 | 0 | 0 |
| County Totals: | 0 | 0 | |
| SAUK | Town of BARABOO Wards 1-5 | 0 | 0 |
| | Town of FAIRFIELD Wards 1-2 | 0 | 0 |
| | Town of GREENFIELD Ward 1 | 0 | 0 |
| | Town of MERRIMAC Wards 1-2 | 0 | 0 |

WEC Canvass Reporting System

Ward by Ward Report

2022 Partisan Primary

| | | Total Votes Cast | SCATTERING |
|-----------------------|-------------------------------------|---------------------|------------|
| SAUK | Town of PRAIRIE DU SAC Wards 1-2 | 0 | 0 |
| | Town of SUMPTER Wards 1-3 | 0 | 0 |
| | Village of MERRIMAC Ward 1 | 0 | 0 |
| | Village of PRAIRIE DU SAC Wards 1-7 | 0 | 0 |
| | Village of SAUK CITY Wards 1-5 | 0 | 0 |
| | Village of WEST BARABOO Wards 1-2 | 0 | 0 |
| | City of BARABOO Wards 1-15 | 0 | 0 |
| | County Totals: | 0 | 0 |
| Office Totals: | 0 | 0 | |

WEC Canvass Reporting System

Ward by Ward Report

2022 Partisan Primary

REPRESENTATIVE TO THE ASSEMBLY DISTRICT 82 - Libertarian

| | | Total Votes Cast | SCATTERING |
|----------------------------|--------------------------------|---------------------|------------|
| MILWAUKEE | Village of GREENDALE Wards 1-4 | 0 | 0 |
| | Village of GREENDALE Wards 5-8 | 0 | 0 |
| | City of FRANKLIN Ward 1B | 0 | 0 |
| | City of FRANKLIN Ward 2 | 0 | 0 |
| | City of FRANKLIN Ward 3 | 0 | 0 |
| | City of FRANKLIN Ward 4 | 0 | 0 |
| | City of FRANKLIN Ward 5 | 0 | 0 |
| | City of FRANKLIN Ward 6 | 0 | 0 |
| | City of FRANKLIN Ward 7 | 0 | 0 |
| | City of FRANKLIN Ward 8 | 0 | 0 |
| | City of FRANKLIN Ward 9 | 0 | 0 |
| | City of FRANKLIN Ward 10 | 0 | 0 |
| | City of FRANKLIN Ward 11 | 0 | 0 |
| | City of FRANKLIN Ward 12A | 0 | 0 |
| | City of FRANKLIN Ward 12C | 0 | 0 |
| | City of FRANKLIN Ward 13 | 0 | 0 |
| | City of FRANKLIN Ward 14 | 0 | 0 |
| | City of FRANKLIN Ward 15B | 0 | 0 |
| | City of FRANKLIN Ward 16 | 0 | 0 |
| | City of FRANKLIN Ward 17 | 0 | 0 |
| | City of FRANKLIN Ward 18 | 0 | 0 |
| | City of FRANKLIN Ward 19 | 0 | 0 |
| | City of FRANKLIN Ward 20 | 0 | 0 |
| | City of FRANKLIN Ward 21 | 0 | 0 |
| | City of FRANKLIN Ward 22 | 0 | 0 |
| City of GREENFIELD Ward 25 | 0 | 0 | |
| County Totals: | | 0 | 0 |
| WAUKESHA | City of MUSKEGO Wards 1,3 | 0 | 0 |
| | City of MUSKEGO Wards 4-5 | 0 | 0 |

WEC Canvass Reporting System

Ward by Ward Report

2022 Partisan Primary

| | | Total Votes Cast | SCATTERING |
|-----------------|-----------------------------|---------------------|------------|
| WAUKESHA | City of MUSKEGO Wards 13-14 | 0 | 0 |
| | City of MUSKEGO Wards 15-16 | 0 | 0 |
| | County Totals: | 0 | 0 |
| | Office Totals: | 0 | 0 |

WEC Canvass Reporting System

Ward by Ward Report

2022 Partisan Primary

REPRESENTATIVE TO THE ASSEMBLY DISTRICT 83 - Libertarian

| | | Total Votes Cast | SCATTERING |
|-----------------------|------------------------------------|---------------------|------------|
| RACINE | Town of WATERFORD Wards 5,7-8 | 0 | 0 |
| | Village of WATERFORD Wards 1-9 | 0 | 0 |
| | County Totals: | 0 | 0 |
| WALWORTH | Town of EAST TROY Wards 1-6 | 0 | 0 |
| | Town of EAST TROY Ward 7 | 0 | 0 |
| | Town of TROY Wards 1-3 | 0 | 0 |
| | Village of EAST TROY Wards 1-6 | 0 | 0 |
| | Village of EAST TROY Wards 7-8 | 0 | 0 |
| | VILLAGE OF MUKWONAGO Wards 11-12 | 0 | 0 |
| | County Totals: | 0 | 0 |
| WAUKESHA | Town of EAGLE Wards 1-4 | 0 | 0 |
| | Town of MUKWONAGO Wards 1-3,7-11 | 0 | 0 |
| | Village of BIG BEND Wards 1,2,3 | 0 | 0 |
| | Village of EAGLE Wards 1-3 | 0 | 0 |
| | Village of MUKWONAGO Wards 1-10 | 0 | 0 |
| | Village of VERNON Wards 1,6,8-9,11 | 0 | 0 |
| | Village of VERNON Wards 2-5,7,10 | 0 | 0 |
| | City of MUSKEGO Wards 2,17-18 | 0 | 0 |
| | City of MUSKEGO Ward 6 | 0 | 0 |
| | City of MUSKEGO Wards 7-8 | 0 | 0 |
| | City of MUSKEGO Wards 9-10 | 0 | 0 |
| | City of MUSKEGO Wards 11-12 | 0 | 0 |
| | City of MUSKEGO Ward 19 | 2 | 2 |
| County Totals: | 2 | 2 | |
| Office Totals: | 2 | 2 | |

WEC Canvass Reporting System

Ward by Ward Report

2022 Partisan Primary

REPRESENTATIVE TO THE ASSEMBLY DISTRICT 84 - Libertarian

| | | Total Votes Cast | SCATTERING |
|------------------|------------------------------------|---------------------|------------|
| MILWAUKEE | Village of GREENDALE Wards 9-10 | 0 | 0 |
| | Village of GREENDALE Ward 11 | 0 | 0 |
| | Village of HALES CORNERS Wards 1-3 | 0 | 0 |
| | Village of HALES CORNERS Wards 4-6 | 0 | 0 |
| | Village of HALES CORNERS Wards 7-9 | 0 | 0 |
| | City of GREENFIELD Ward 2 | 0 | 0 |
| | City of GREENFIELD Ward 8 | 0 | 0 |
| | City of GREENFIELD Ward 9 | 0 | 0 |
| | City of GREENFIELD Ward 10 | 0 | 0 |
| | City of GREENFIELD Ward 11 | 0 | 0 |
| | City of GREENFIELD Ward 12 | 0 | 0 |
| | City of GREENFIELD Ward 13 | 0 | 0 |
| | City of GREENFIELD Ward 14 | 0 | 0 |
| | City of GREENFIELD Ward 15 | 0 | 0 |
| | City of GREENFIELD Ward 16 | 0 | 0 |
| | City of GREENFIELD Ward 17 | 0 | 0 |
| | City of GREENFIELD Ward 18 | 1 | 1 |
| | City of GREENFIELD Ward 19 | 0 | 0 |
| | City of GREENFIELD Ward 20 | 0 | 0 |
| | City of GREENFIELD Ward 21 | 0 | 0 |
| | City of GREENFIELD Ward 23 | 0 | 0 |
| | City of GREENFIELD Ward 24 | 0 | 0 |
| | City of GREENFIELD Ward 26 | 0 | 0 |
| | City of MILWAUKEE Ward 259 | 0 | 0 |
| | City of MILWAUKEE Ward 260 | 0 | 0 |
| | City of MILWAUKEE Ward 261 | 0 | 0 |
| | City of MILWAUKEE Ward 262 | 0 | 0 |
| | City of MILWAUKEE Ward 263 | 0 | 0 |
| | City of MILWAUKEE Ward 264 | 0 | 0 |

WEC Canvass Reporting System

Ward by Ward Report

2022 Partisan Primary

| | | Total Votes Cast | SCATTERING |
|------------------|----------------------------|---------------------|------------|
| MILWAUKEE | City of MILWAUKEE Ward 265 | 0 | 0 |
| | City of MILWAUKEE Ward 266 | 0 | 0 |
| | City of MILWAUKEE Ward 267 | 0 | 0 |
| | City of MILWAUKEE Ward 349 | 0 | 0 |
| | County Totals: | 1 | 1 |
| | Office Totals: | 1 | 1 |

WEC Canvass Reporting System

Ward by Ward Report

2022 Partisan Primary

REPRESENTATIVE TO THE ASSEMBLY DISTRICT 85 - Libertarian

| | Total Votes Cast | SCATTERING |
|--|---------------------|------------|
| MARATHON Town of BEVENT Wards 1-2 | 0 | 0 |
| Town of EASTON Wards 1-2 | 0 | 0 |
| Town of ELDERON Ward 1 | 0 | 0 |
| Town of FRANZEN Ward 1 | 0 | 0 |
| Town of GUENTHER Ward 1 | 0 | 0 |
| Town of HEWITT Ward 1 | 0 | 0 |
| Town of NORRIE Wards 1-2 | 0 | 0 |
| Town of REID Wards 1-2 | 0 | 0 |
| Town of RINGLE Wards 1-2 | 0 | 0 |
| Town of WAUSAU Wards 1-3 | 0 | 0 |
| Town of WESTON Ward 1 | 0 | 0 |
| Village of ELDERON Ward 1 | 0 | 0 |
| Village of HATLEY Ward 1 | 0 | 0 |
| Village of ROTHSCCHILD Wards 1-4 | 0 | 0 |
| Village of ROTHSCCHILD Wards 5-6 | 0 | 0 |
| City of SCHOFIELD Wards 1-4 | 0 | 0 |
| City of WAUSAU Ward 1 | 1 | 1 |
| City of WAUSAU Ward 2 | 0 | 0 |
| City of WAUSAU Ward 3 | 0 | 0 |
| City of WAUSAU Ward 4 | 0 | 0 |
| City of WAUSAU Ward 5 | 0 | 0 |
| City of WAUSAU Ward 6 | 0 | 0 |
| City of WAUSAU Ward 7 | 0 | 0 |
| City of WAUSAU Ward 8 | 0 | 0 |
| City of WAUSAU Ward 9 | 0 | 0 |
| City of WAUSAU Ward 10 | 0 | 0 |
| City of WAUSAU Ward 11 | 0 | 0 |
| City of WAUSAU Ward 12 | 0 | 0 |
| City of WAUSAU Ward 13 | 0 | 0 |

WEC Canvass Reporting System

Ward by Ward Report

2022 Partisan Primary

| | | Total Votes Cast | SCATTERING |
|-----------------|------------------------|---------------------|------------|
| MARATHON | City of WAUSAU Ward 14 | 0 | 0 |
| | City of WAUSAU Ward 15 | 0 | 0 |
| | City of WAUSAU Ward 16 | 0 | 0 |
| | City of WAUSAU Ward 17 | 0 | 0 |
| | City of WAUSAU Ward 18 | 0 | 0 |
| | City of WAUSAU Ward 19 | 0 | 0 |
| | City of WAUSAU Ward 20 | 0 | 0 |
| | City of WAUSAU Ward 21 | 0 | 0 |
| | City of WAUSAU Ward 22 | 0 | 0 |
| | County Totals: | 1 | 1 |
| | Office Totals: | 1 | 1 |

WEC Canvass Reporting System

Ward by Ward Report

2022 Partisan Primary

REPRESENTATIVE TO THE ASSEMBLY DISTRICT 86 - Libertarian

| | Total Votes Cast | SCATTERING |
|---|---------------------|------------|
| MARATHON | | |
| Town of BERGEN Ward 1 | 0 | 0 |
| Town of DAY Wards 1-2 | 0 | 0 |
| Town of EMMET Wards 1-2 | 0 | 0 |
| Town of GREEN VALLEY Ward 1 | 0 | 0 |
| Town of KNOWLTON Wards 1-3 | 0 | 0 |
| Town of MARATHON Ward 1 | 0 | 0 |
| Town of MOSINEE Wards 1-3 | 0 | 0 |
| Town of RIB MOUNTAIN Wards 1-10 | 0 | 0 |
| Town of STETTIN Wards 1-5 | 0 | 0 |
| Town of TEXAS Wards 1-2 | 0 | 0 |
| Village of KRONENWETTER Wards 1-5 | 0 | 0 |
| Village of KRONENWETTER Wards 6-11 | 0 | 0 |
| Village of Maine Wards 1-4 | 0 | 0 |
| Village of MARATHON CITY Wards 1-3 | 0 | 0 |
| Village of WESTON Wards 1,2,3,4,5,6,7,8,9 | 0 | 0 |
| City of MOSINEE Wards 1-2,6-8 | 0 | 0 |
| City of MOSINEE Wards 3-5 | 0 | 0 |
| City of WAUSAU Ward 23 | 0 | 0 |
| City of WAUSAU Ward 24 | 0 | 0 |
| City of WAUSAU Ward 25 | 0 | 0 |
| County Totals: | 0 | 0 |
| WOOD | | |
| Town of AUBURNDALE Ward 1 | 0 | 0 |
| Town of MARSHFIELD Ward 1 | 0 | 0 |
| Village of AUBURNDALE Ward 1 | 0 | 0 |
| Village of HEWITT Ward 1 | 0 | 0 |
| City of MARSHFIELD Wards 8,18,20,22 | 0 | 0 |
| City of MARSHFIELD Ward 10 | 0 | 0 |
| County Totals: | 0 | 0 |
| Office Totals: | 0 | 0 |

WEC Canvass Reporting System

Ward by Ward Report

2022 Partisan Primary

REPRESENTATIVE TO THE ASSEMBLY DISTRICT 87 - Libertarian

| | Total Votes Cast | SCATTERING |
|------------------------------|---------------------|------------|
| MARATHON | | |
| Town of BERN Ward 1 | 0 | 0 |
| Town of CASSEL Ward 1 | 0 | 0 |
| Town of HALSEY Ward 1 | 0 | 0 |
| Town of HAMBURG Ward 1 | 0 | 0 |
| Town of HOLTON Ward 1 | 0 | 0 |
| Town of JOHNSON Ward 1 | 0 | 0 |
| Town of RIB FALLS Ward 1 | 0 | 0 |
| Town of RIETBROCK Ward 1 | 0 | 0 |
| Village of ATHENS Wards 1-2 | 0 | 0 |
| Village of EDGAR Wards 1-2 | 0 | 0 |
| County Totals: | 0 | 0 |
| RUSK | | |
| Town of ATLANTA Wards 1-3 | 0 | 0 |
| Town of BIG BEND Wards 1-2 | 0 | 0 |
| Town of BIG FALLS Ward 1 | 0 | 0 |
| Town of CEDAR RAPIDS Ward 1 | 0 | 0 |
| Town of DEWEY Ward 1 | 0 | 0 |
| Town of FLAMBEAU Wards 1-3 | 0 | 0 |
| Town of GRANT Wards 1-6 | 0 | 0 |
| Town of GROW Wards 1-2 | 0 | 0 |
| Town of HAWKINS Ward 1 | 0 | 0 |
| Town of HUBBARD Ward 1 | 0 | 0 |
| Town of LAWRENCE Ward 1 | 0 | 0 |
| Town of MARSHALL Wards 1-3 | 0 | 0 |
| Town of MURRY Ward 1 | 0 | 0 |
| Town of RICHLAND Wards 1-2 | 0 | 0 |
| Town of RUSK Ward 1 | 0 | 0 |
| Town of SOUTH FORK Ward 1 | 0 | 0 |
| Town of STRICKLAND Wards 1-2 | 0 | 0 |
| Town of STUBBS Wards 1-2 | 0 | 0 |

WEC Canvass Reporting System

Ward by Ward Report

2022 Partisan Primary

| | | Total Votes Cast | SCATTERING |
|--------------------------|-------------------------------------|---------------------|------------|
| RUSK | Town of THORNAPPLE Wards 1-5 | 0 | 0 |
| | Town of TRUE Ward 1 | 0 | 0 |
| | Town of WASHINGTON Ward 1 | 0 | 0 |
| | Town of WILKINSON Ward 1 | 0 | 0 |
| | Town of WILLARD Ward 1 | 0 | 0 |
| | Town of WILSON Ward 1 | 0 | 0 |
| | Village of BRUCE Wards 1-2 | 0 | 0 |
| | Village of CONRATH Ward 1 | 0 | 0 |
| | Village of GLEN FLORA Ward 1 | 0 | 0 |
| | Village of HAWKINS Ward 1 | 0 | 0 |
| | Village of INGRAM Ward 1 | 0 | 0 |
| | Village of SHELDON Ward 1 | 0 | 0 |
| | Village of TONY Ward 1 | 0 | 0 |
| | Village of WEYERHAEUSER Wards 1-2 | 0 | 0 |
| | City of LADYSMITH Wards 1-15 | 0 | 0 |
| County Totals: | 0 | 0 | |
| SAWYER | Town of BASS LAKE Wards 1-5 | 0 | 0 |
| | Town of COUDERAY Ward 1 | 0 | 0 |
| | Town of DRAPER Ward 1 | 0 | 0 |
| | Town of EDGEWATER Wards 1-2 | 0 | 0 |
| | Town of HAYWARD Wards 1,2,3,4,5,6,7 | 0 | 0 |
| | Town of HUNTER Ward 1 | 0 | 0 |
| | Town of MEADOWBROOK Ward 1 | 0 | 0 |
| | Town of METEOR Ward 1 | 0 | 0 |
| | Town of OJIBWA Wards 1-2 | 0 | 0 |
| | Town of RADISSON Wards 1-2 | 0 | 0 |
| | Town of ROUND LAKE Wards 1-2 | 1 | 1 |
| | Town of SAND LAKE Ward 1 | 0 | 0 |
| | Town of WEIRGOR Ward 1 | 0 | 0 |
| Town of WINTER Wards 1-2 | 0 | 0 | |

WEC Canvass Reporting System

Ward by Ward Report

2022 Partisan Primary

| | | Total Votes Cast | SCATTERING |
|--------------------------|---------------------------------|---------------------|------------|
| SAWYER | Village of COUDERAY Ward 1 | 0 | 0 |
| | Village of EXELAND Ward 1 | 0 | 0 |
| | Village of RADISSON Ward 1 | 0 | 0 |
| | Village of WINTER Ward 1 | 0 | 0 |
| | City of HAYWARD Wards 1,2,3,4,5 | 0 | 0 |
| | County Totals: | 1 | 1 |
| TAYLOR | Town of AURORA Ward 1 | 0 | 0 |
| | Town of BROWNING Ward 1 | 0 | 0 |
| | Town of CHELSEA Ward 1 | 0 | 0 |
| | Town of CLEVELAND Ward 1 | 0 | 0 |
| | Town of DEER CREEK Ward 1 | 0 | 0 |
| | Town of FORD Ward 1 | 0 | 0 |
| | Town of GOODRICH Ward 1 | 0 | 0 |
| | Town of GREENWOOD Ward 1 | 0 | 0 |
| | Town of GROVER Ward 1 | 0 | 0 |
| | Town of HAMMEL Wards 1-2 | 0 | 0 |
| | Town of HOLWAY Ward 1 | 0 | 0 |
| | Town of JUMP RIVER Ward 1 | 0 | 0 |
| | Town of LITTLE BLACK Wards 1-2 | 0 | 0 |
| | Town of MAPLEHURST Ward 1 | 0 | 0 |
| | Town of MCKINLEY Ward 1 | 0 | 0 |
| | Town of MEDFORD Wards 1-3 | 0 | 0 |
| | Town of MOLITOR Ward 1 | 0 | 0 |
| | Town of PERSHING Ward 1 | 0 | 0 |
| | Town of RIB LAKE Wards 1-2 | 0 | 0 |
| | Town of ROOSEVELT Ward 1 | 0 | 0 |
| Town of TAFT Ward 1 | 0 | 0 | |
| Town of WESTBORO Ward 1 | 0 | 0 | |
| Village of GILMAN Ward 1 | 0 | 0 | |
| Village of LUBLIN Ward 1 | 0 | 0 | |

WEC Canvass Reporting System

Ward by Ward Report

2022 Partisan Primary

| | | Total Votes Cast | SCATTERING |
|---------------|---------------------------------------|---------------------|------------|
| TAYLOR | Village of RIB LAKE Ward 1 | 0 | 0 |
| | Village of STETSONVILLE Ward 1 | 0 | 0 |
| | City of MEDFORD Wards 1,2,3,4,5,6,7,8 | 0 | 0 |
| | County Totals: | 0 | 0 |
| | Office Totals: | 1 | 1 |

WEC Canvass Reporting System

Ward by Ward Report

2022 Partisan Primary

REPRESENTATIVE TO THE ASSEMBLY DISTRICT 88 - Libertarian

| | Total Votes Cast | SCATTERING |
|---|---------------------|------------|
| BROWN Town of GLENMORE Wards 1-2 | 0 | 0 |
| Town of LEDGEVIEW Wards 1-11 | 0 | 0 |
| Town of NEW DENMARK Wards 1-3 | 0 | 0 |
| Town of ROCKLAND Wards 1-3 | 0 | 0 |
| Village of BELLEVUE Wards 1-6 | 0 | 0 |
| Village of BELLEVUE Wards 7-10 | 0 | 0 |
| Village of DENMARK Wards 1,2,3 | 0 | 0 |
| City of GREEN BAY Ward 2 | 0 | 0 |
| City of GREEN BAY Ward 3 | 0 | 0 |
| City of GREEN BAY Ward 4 | 0 | 0 |
| City of GREEN BAY Ward 5 | 0 | 0 |
| City of GREEN BAY Ward 6 | 0 | 0 |
| City of GREEN BAY Ward 7 | 0 | 0 |
| City of GREEN BAY Ward 8 | 0 | 0 |
| City of GREEN BAY Ward 10 | 0 | 0 |
| City of GREEN BAY Ward 11 | 0 | 0 |
| City of GREEN BAY Ward 12 | 0 | 0 |
| City of GREEN BAY Ward 13 | 0 | 0 |
| City of GREEN BAY Ward 14A | 0 | 0 |
| City of GREEN BAY Ward 19A | 0 | 0 |
| City of GREEN BAY Ward 20A | 0 | 0 |
| County Totals: | 0 | 0 |
| Office Totals: | 0 | 0 |

WEC Canvass Reporting System

Ward by Ward Report

2022 Partisan Primary

REPRESENTATIVE TO THE ASSEMBLY DISTRICT 89 - Libertarian

| | | Total Votes Cast | SCATTERING |
|------------------|----------------------------------|-----------------------|------------|
| BROWN | Village of HOWARD Wards 3-4,6 | 0 | 0 |
| | Village of HOWARD Ward 13 | 0 | 0 |
| | Village of SUAMICO Wards 1-3 | 0 | 0 |
| | Village of SUAMICO Wards 4-6 | 0 | 0 |
| | Village of SUAMICO Wards 7-9 | 0 | 0 |
| | City of GREEN BAY Ward 39A | 0 | 0 |
| | City of GREEN BAY Ward 40 | 0 | 0 |
| | County Totals: | 0 | 0 |
| MARINETTE | Town of GROVER Wards 1-4 | 0 | 0 |
| | Town of PESHTIGO Wards 1-2 | 0 | 0 |
| | Town of PESHTIGO Wards 3-4 | 0 | 0 |
| | Town of PESHTIGO Wards 5-6 | 0 | 0 |
| | Town of POUND Wards 1-3 | 0 | 0 |
| | Village of COLEMAN Ward 1 | 0 | 0 |
| | Village of POUND Ward 1 | 0 | 0 |
| | City of MARINETTE Wards 1-2 | 0 | 0 |
| | City of MARINETTE Wards 3-4 | 0 | 0 |
| | City of MARINETTE Wards 5-6 | 0 | 0 |
| | City of MARINETTE Wards 7-8 | 0 | 0 |
| | City of PESHTIGO Wards 1-2 | 0 | 0 |
| | City of PESHTIGO Wards 3-4 | 0 | 0 |
| | City of PESHTIGO Wards 5-7 | 0 | 0 |
| | | County Totals: | 0 |
| OCONTO | Town of ABRAMS Wards 1-3 | 0 | 0 |
| | Town of LITTLE RIVER Wards 1-2 | 0 | 0 |
| | Town of LITTLE SUAMICO Wards 1-9 | 0 | 0 |
| | Town of OCONTO Wards 1,2 | 0 | 0 |
| | Town of PENSUKEE Wards 1-2 | 0 | 0 |
| | Town of STILES Wards 1-2 | 0 | 0 |

WEC Canvass Reporting System

Ward by Ward Report

2022 Partisan Primary

| | | Total Votes Cast | SCATTERING |
|---------------|--------------------------|---------------------|------------|
| OCONTO | City of OCONTO Wards 1-7 | 0 | 0 |
| | County Totals: | 0 | 0 |
| | Office Totals: | 0 | 0 |

WEC Canvass Reporting System

Ward by Ward Report

2022 Partisan Primary

REPRESENTATIVE TO THE ASSEMBLY DISTRICT 90 - Libertarian

| | Total Votes Cast | SCATTERING |
|--|---------------------|------------|
| BROWN City of GREEN BAY Ward 4A | 0 | 0 |
| City of GREEN BAY Ward 8A | 0 | 0 |
| City of GREEN BAY Ward 9 | 0 | 0 |
| City of GREEN BAY Ward 10A | 0 | 0 |
| City of GREEN BAY Ward 11A | 0 | 0 |
| City of GREEN BAY Ward 14 | 0 | 0 |
| City of GREEN BAY Ward 15 | 0 | 0 |
| City of GREEN BAY Ward 16 | 0 | 0 |
| City of GREEN BAY Ward 17 | 0 | 0 |
| City of GREEN BAY Ward 18 | 0 | 0 |
| City of GREEN BAY Ward 19 | 0 | 0 |
| City of GREEN BAY Ward 20 | 0 | 0 |
| City of GREEN BAY Ward 21 | 2 | 2 |
| City of GREEN BAY Ward 22 | 0 | 0 |
| City of GREEN BAY Ward 23 | 0 | 0 |
| City of GREEN BAY Ward 24 | 0 | 0 |
| City of GREEN BAY Ward 25 | 0 | 0 |
| City of GREEN BAY Ward 26 | 0 | 0 |
| City of GREEN BAY Ward 27 | 0 | 0 |
| City of GREEN BAY Ward 28 | 0 | 0 |
| City of GREEN BAY Ward 29 | 0 | 0 |
| City of GREEN BAY Ward 30 | 0 | 0 |
| City of GREEN BAY Ward 31 | 0 | 0 |
| City of GREEN BAY Ward 32A | 0 | 0 |
| City of GREEN BAY Ward 32B | 0 | 0 |
| City of GREEN BAY Ward 33 | 0 | 0 |
| City of GREEN BAY Ward 34 | 0 | 0 |
| City of GREEN BAY Ward 35 | 0 | 0 |
| City of GREEN BAY Ward 36 | 0 | 0 |

WEC Canvass Reporting System

Ward by Ward Report

2022 Partisan Primary

| | | Total Votes Cast | SCATTERING |
|--------------|----------------------------|---------------------|------------|
| BROWN | City of GREEN BAY Ward 37 | 0 | 0 |
| | City of GREEN BAY Ward 38 | 0 | 0 |
| | City of GREEN BAY Ward 39 | 0 | 0 |
| | City of GREEN BAY Ward 41 | 0 | 0 |
| | City of GREEN BAY Ward 42A | 0 | 0 |
| | County Totals: | 2 | 2 |
| | Office Totals: | 2 | 2 |

WEC Canvass Reporting System

Ward by Ward Report

2022 Partisan Primary

REPRESENTATIVE TO THE ASSEMBLY DISTRICT 91 - Libertarian

| | Total Votes Cast | SCATTERING |
|---|---------------------|------------|
| EAU CLAIRE City of EAU CLAIRE Ward 1 | 0 | 0 |
| City of EAU CLAIRE Ward 2 | 0 | 0 |
| City of EAU CLAIRE Ward 3 | 0 | 0 |
| City of EAU CLAIRE Ward 4 | 0 | 0 |
| City of EAU CLAIRE Ward 5 | 0 | 0 |
| City of EAU CLAIRE Ward 6 | 0 | 0 |
| City of EAU CLAIRE Ward 7 | 0 | 0 |
| City of EAU CLAIRE Ward 8 | 0 | 0 |
| City of EAU CLAIRE Ward 9 | 1 | 1 |
| City of EAU CLAIRE Ward 10 | 0 | 0 |
| City of EAU CLAIRE Ward 12 | 0 | 0 |
| City of EAU CLAIRE Ward 13 | 0 | 0 |
| City of EAU CLAIRE Ward 14 | 0 | 0 |
| City of EAU CLAIRE Ward 15 | 0 | 0 |
| City of EAU CLAIRE Ward 17 | 0 | 0 |
| City of EAU CLAIRE Ward 19 | 0 | 0 |
| City of EAU CLAIRE Ward 20 | 0 | 0 |
| City of EAU CLAIRE Ward 21 | 0 | 0 |
| City of EAU CLAIRE Ward 22 | 0 | 0 |
| City of EAU CLAIRE Ward 23 | 0 | 0 |
| City of EAU CLAIRE Ward 24 | 0 | 0 |
| City of EAU CLAIRE Ward 25 | 0 | 0 |
| City of EAU CLAIRE Ward 26 | 0 | 0 |
| City of EAU CLAIRE Ward 27 | 0 | 0 |
| City of EAU CLAIRE Ward 28 | 0 | 0 |
| City of EAU CLAIRE Ward 29 | 0 | 0 |
| City of EAU CLAIRE Ward 30 | 0 | 0 |
| City of EAU CLAIRE Ward 31 | 0 | 0 |
| City of EAU CLAIRE Ward 32 | 0 | 0 |

WEC Canvass Reporting System

Ward by Ward Report

2022 Partisan Primary

| | | Total Votes Cast | SCATTERING |
|-------------------|----------------------------|---------------------|------------|
| EAU CLAIRE | City of EAU CLAIRE Ward 33 | 0 | 0 |
| | City of EAU CLAIRE Ward 34 | 0 | 0 |
| | City of EAU CLAIRE Ward 35 | 0 | 0 |
| | City of EAU CLAIRE Ward 42 | 0 | 0 |
| | City of EAU CLAIRE Ward 43 | 0 | 0 |
| | City of EAU CLAIRE Ward 45 | 0 | 0 |
| | City of EAU CLAIRE Ward 46 | 0 | 0 |
| | City of EAU CLAIRE Ward 47 | 0 | 0 |
| | City of EAU CLAIRE Ward 48 | 0 | 0 |
| | City of EAU CLAIRE Ward 50 | 0 | 0 |
| | City of EAU CLAIRE Ward 51 | 0 | 0 |
| | City of EAU CLAIRE Ward 52 | 0 | 0 |
| | City of EAU CLAIRE Ward 53 | 0 | 0 |
| | City of EAU CLAIRE Ward 54 | 0 | 0 |
| | City of EAU CLAIRE Ward 55 | 0 | 0 |
| | City of EAU CLAIRE Ward 56 | 0 | 0 |
| | City of EAU CLAIRE Ward 57 | 0 | 0 |
| | City of EAU CLAIRE Ward 58 | 0 | 0 |
| | City of EAU CLAIRE Ward 59 | 0 | 0 |
| | City of EAU CLAIRE Ward 60 | 0 | 0 |
| | City of EAU CLAIRE Ward 61 | 0 | 0 |
| | City of EAU CLAIRE Ward 62 | 0 | 0 |
| | City of EAU CLAIRE Ward 70 | 0 | 0 |
| | County Totals: | 1 | 1 |
| | Office Totals: | 1 | 1 |

WEC Canvass Reporting System

Ward by Ward Report

2022 Partisan Primary

REPRESENTATIVE TO THE ASSEMBLY DISTRICT 92 - Libertarian

| | Total Votes Cast | SCATTERING |
|--------------------------------|---------------------|------------|
| BUFFALO | | |
| Town of ALMA Ward 1 | 0 | 0 |
| Town of BELVIDERE Ward 1 | 0 | 0 |
| Town of BUFFALO Ward 1 | 0 | 0 |
| Town of CANTON Ward 1 | 0 | 0 |
| Town of CROSS Ward 1 | 0 | 0 |
| Town of DOVER Ward 1 | 0 | 0 |
| Town of GILMANTON Ward 1 | 0 | 0 |
| Town of GLENCOE Ward 1 | 0 | 0 |
| Town of LINCOLN Ward 1 | 0 | 0 |
| Town of MAXVILLE Ward 1 | 0 | 0 |
| Town of MILTON Ward 1 | 0 | 0 |
| Town of MODENA Ward 1 | 0 | 0 |
| Town of MONDOVI Ward 1 | 0 | 0 |
| Town of MONTANA Ward 1 | 0 | 0 |
| Town of NAPLES Ward 1 | 0 | 0 |
| Town of NELSON Ward 1 | 0 | 0 |
| Town of WAUMANDEE Ward 1 | 0 | 0 |
| Village of COCHRANE Ward 1 | 0 | 0 |
| Village of NELSON Ward 1 | 0 | 0 |
| City of ALMA Wards 1-2 | 0 | 0 |
| City of BUFFALO CITY Wards 1-2 | 0 | 0 |
| City of FOUNTAIN CITY Ward 1 | 0 | 0 |
| City of MONDOVI Wards 1-3 | 0 | 0 |
| County Totals: | 0 | 0 |
| EAU CLAIRE | | |
| Town of CLEAR CREEK Wards 1-2 | 0 | 0 |
| Town of OTTER CREEK Ward 1 | 0 | 0 |
| County Totals: | 0 | 0 |
| JACKSON | | |
| Town of ALBION Wards 1-4 | 0 | 0 |
| Town of ALMA Wards 1,4-5 | 0 | 0 |

WEC Canvass Reporting System

Ward by Ward Report

2022 Partisan Primary

| | | Total Votes Cast | SCATTERING |
|--------------------------|-------------------------------|---------------------|------------|
| JACKSON | Town of ALMA Wards 2-3 | 0 | 0 |
| | Town of CLEVELAND Ward 1 | 0 | 0 |
| | Town of CURRAN Ward 1 | 0 | 0 |
| | Town of FRANKLIN Ward 1 | 0 | 0 |
| | Town of GARDEN VALLEY Ward 1 | 0 | 0 |
| | Town of GARFIELD Wards 1-2 | 0 | 0 |
| | Town of HIXTON Wards 1-2 | 0 | 0 |
| | Town of IRVING Wards 1-3 | 0 | 0 |
| | Town of MELROSE Ward 1 | 0 | 0 |
| | Town of NORTH BEND Ward 1 | 0 | 0 |
| | Town of NORTHFIELD Ward 1 | 0 | 0 |
| | Town of SPRINGFIELD Wards 1-2 | 0 | 0 |
| | Village of ALMA CENTER Ward 1 | 0 | 0 |
| | Village of HIXTON Ward 1 | 0 | 0 |
| | Village of MELROSE Ward 1 | 0 | 0 |
| | Village of MERRILLAN Ward 1 | 0 | 0 |
| | Village of MERRILLAN Ward 2 | 0 | 0 |
| Village of TAYLOR Ward 1 | 1 | 1 | |
| County Totals: | | 1 | 1 |
| PEPIN | Town of ALBANY Wards 1-2 | 0 | 0 |
| | Town of LIMA Wards 1-2 | 0 | 0 |
| | Town of PEPIN Wards 1-2 | 0 | 0 |
| | Town of STOCKHOLM Ward 1 | 0 | 0 |
| | Village of PEPIN Wards 1-2 | 0 | 0 |
| | Village of STOCKHOLM Ward 1 | 0 | 0 |
| County Totals: | | 0 | 0 |
| TREMPEALEA U | Town of ALBION Wards 1-2 | 0 | 0 |
| | Town of ARCADIA Wards 1-4 | 0 | 0 |
| | Town of BURNSIDE Ward 1 | 0 | 0 |
| | Town of CALEDONIA Ward 1 | 0 | 0 |

WEC Canvass Reporting System

Ward by Ward Report

2022 Partisan Primary

| | | Total Votes Cast | SCATTERING |
|-----------------------|----------------------------------|---------------------|------------|
| TREMPEALEAU | Town of CHIMNEY ROCK Ward 1 | 0 | 0 |
| | Town of DODGE Ward 1 | 0 | 0 |
| | Town of ETTRICK Wards 1-2 | 0 | 0 |
| | Town of GALE Wards 1,2 | 0 | 0 |
| | Town of HALE Wards 1-2 | 0 | 0 |
| | Town of LINCOLN Wards 1-4 | 0 | 0 |
| | Town of PIGEON Wards 1-2 | 0 | 0 |
| | Town of PRESTON Wards 1-3 | 0 | 0 |
| | Town of SUMNER Wards 1-2 | 0 | 0 |
| | Town of TREMPEALEAU Wards 1-3 | 0 | 0 |
| | Town of UNITY Wards 1-2 | 0 | 0 |
| | Village of ELEVA Ward 1 | 0 | 0 |
| | Village of ETTRICK Ward 1 | 0 | 0 |
| | Village of PIGEON FALLS Ward 1 | 0 | 0 |
| | Village of STRUM Wards 1-2 | 0 | 0 |
| | Village of TREMPEALEAU Wards 1-2 | 0 | 0 |
| | City of ARCADIA Wards 1-3 | 0 | 0 |
| | City of BLAIR Wards 1-3 | 0 | 0 |
| | City of GALESVILLE Wards 1-3 | 0 | 0 |
| | City of INDEPENDENCE Wards 1-3 | 1 | 1 |
| | City of OSSEO Wards 1-3 | 0 | 0 |
| | City of WHITEHALL Wards 1-3 | 0 | 0 |
| | County Totals: | 1 | 1 |
| Office Totals: | 2 | 2 | |

WEC Canvass Reporting System

Ward by Ward Report

2022 Partisan Primary

REPRESENTATIVE TO THE ASSEMBLY DISTRICT 93 - Libertarian

| | | Total Votes Cast | SCATTERING |
|-----------------------|---|---------------------|------------|
| DUNN | Town of DUNN Wards 1-2 | 0 | 0 |
| | Town of EAU GALLE Ward 1 | 0 | 0 |
| | Town of PERU Ward 1 | 0 | 0 |
| | Town of ROCK CREEK Wards 1-2 | 0 | 0 |
| | Town of SPRING BROOK Wards 1-3 | 0 | 0 |
| | Town of WESTON Wards 1-2 | 0 | 0 |
| | County Totals: | 0 | 0 |
| EAU CLAIRE | Town of BRUNSWICK Wards 1-2 | 0 | 0 |
| | Town of DRAMMEN Ward 1 | 0 | 0 |
| | Town of PLEASANT VALLEY Wards 1-5 | 0 | 0 |
| | Town of WASHINGTON Wards 2-5,10-12,16-17,20 | 0 | 0 |
| | City of EAU CLAIRE Ward 63 | 0 | 0 |
| | City of EAU CLAIRE Ward 67 | 0 | 0 |
| | City of EAU CLAIRE Ward 72 | 0 | 0 |
| County Totals: | 0 | 0 | |
| PEPIN | Town of DURAND Wards 1-2 | 0 | 0 |
| | Town of FRANKFORT Wards 1-2 | 0 | 0 |
| | Town of WATERVILLE Wards 1-2 | 0 | 0 |
| | Town of WAUBEEK Wards 1-2 | 0 | 0 |
| | City of DURAND Wards 1-3 | 0 | 0 |
| | County Totals: | 0 | 0 |
| PIERCE | Town of DIAMOND BLUFF Ward 1 | 0 | 0 |
| | Town of ELLSWORTH Wards 1-2 | 0 | 0 |
| | Town of EL PASO Ward 1 | 0 | 0 |
| | Town of GILMAN Ward 1 | 0 | 0 |
| | Town of HARTLAND Ward 1 | 0 | 0 |
| | Town of ISABELLE Ward 1 | 0 | 0 |
| | Town of MAIDEN ROCK Ward 1 | 0 | 0 |

WEC Canvass Reporting System

Ward by Ward Report

2022 Partisan Primary

| | | Total Votes Cast | SCATTERING |
|---------------------------------|------------------------------------|-----------------------|------------|
| PIERCE | Town of MARTELL Wards 1-2 | 0 | 0 |
| | Town of OAK GROVE Wards 1-3 | 0 | 0 |
| | Town of RIVER FALLS Wards 1-5 | 0 | 0 |
| | Town of ROCK ELM Ward 1 | 0 | 0 |
| | Town of SALEM Ward 1 | 0 | 0 |
| | Town of SPRING LAKE Wards 1-2 | 0 | 0 |
| | Town of TRENTON Wards 1-2 | 0 | 0 |
| | Town of TRIMBELLE Wards 1-2 | 0 | 0 |
| | Town of UNION Ward 1 | 0 | 0 |
| | Village of BAY CITY Ward 1 | 0 | 0 |
| | Village of ELLSWORTH Wards 1-4 | 0 | 0 |
| | Village of ELMWOOD Ward 1 | 0 | 0 |
| | Village of MAIDEN ROCK Ward 1 | 0 | 0 |
| | Village of PLUM CITY Ward 1 | 0 | 0 |
| | Village of SPRING VALLEY Wards 1-2 | 0 | 0 |
| | City of PRESCOTT Wards 1,2,3,4,5 | 0 | 0 |
| | City of RIVER FALLS Wards 6-9 | 1 | 1 |
| | City of RIVER FALLS Wards 10-13 | 0 | 0 |
| City of RIVER FALLS Wards 14-18 | 0 | 0 | |
| | County Totals: | 1 | 1 |
| ST. CROIX | VILLAGE OF SPRING VALLEY Ward 3 | 0 | 0 |
| | | County Totals: | 0 |
| | | Office Totals: | 1 |

WEC Canvass Reporting System

Ward by Ward Report

2022 Partisan Primary

REPRESENTATIVE TO THE ASSEMBLY DISTRICT 94 - Libertarian

| | | Total Votes Cast | SCATTERING |
|------------------|---|---------------------|------------|
| LA CROSSE | Town of BANGOR Ward 1 | 0 | 0 |
| | Town of BARRE Wards 1-2 | 0 | 0 |
| | Town of FARMINGTON Wards 1-3 | 0 | 0 |
| | Town of GREENFIELD Wards 1-3 | 0 | 0 |
| | Town of HAMILTON Wards 1-5 | 1 | 1 |
| | Town of HOLLAND Wards 1,2,3,4,5 | 0 | 0 |
| | Town of MEDARY Wards 1-3 | 0 | 0 |
| | Town of ONALASKA Wards 1-8 | 0 | 0 |
| | Town of SHELBY Wards 2-4 | 0 | 0 |
| | Town of WASHINGTON Ward 1 | 0 | 0 |
| | Village of BANGOR Wards 1-2 | 0 | 0 |
| | Village of HOLMEN Wards 1-12 | 1 | 1 |
| | Village of WEST SALEM Wards 1,2,3,4,5,6,7 | 0 | 0 |
| | City of LA CROSSE Ward 27 | 0 | 0 |
| | City of ONALASKA Wards 1-5 | 0 | 0 |
| | City of ONALASKA Wards 6-10 | 0 | 0 |
| | City of ONALASKA Wards 11-15 | 0 | 0 |
| | County Totals: | 2 | 2 |
| | Office Totals: | 2 | 2 |

WEC Canvass Reporting System

Ward by Ward Report

2022 Partisan Primary

REPRESENTATIVE TO THE ASSEMBLY DISTRICT 95 - Libertarian

| | | Total Votes Cast | SCATTERING |
|------------------|----------------------------------|---------------------|------------|
| LA CROSSE | Town of CAMPBELL Wards 1,2,3,4,5 | 0 | 0 |
| | Town of SHELBY Wards 1,5-6 | 0 | 0 |
| | City of LA CROSSE Ward 1 | 1 | 1 |
| | City of LA CROSSE Ward 2 | 0 | 0 |
| | City of LA CROSSE Ward 3 | 0 | 0 |
| | City of LA CROSSE Ward 4 | 0 | 0 |
| | City of LA CROSSE Ward 5 | 0 | 0 |
| | City of LA CROSSE Ward 6 | 0 | 0 |
| | City of LA CROSSE Ward 7 | 0 | 0 |
| | City of LA CROSSE Ward 8 | 0 | 0 |
| | City of LA CROSSE Ward 9 | 0 | 0 |
| | City of LA CROSSE Ward 10 | 0 | 0 |
| | City of LA CROSSE Ward 11 | 0 | 0 |
| | City of LA CROSSE Ward 12 | 0 | 0 |
| | City of LA CROSSE Ward 13 | 0 | 0 |
| | City of LA CROSSE Ward 14 | 0 | 0 |
| | City of LA CROSSE Ward 15 | 0 | 0 |
| | City of LA CROSSE Ward 16 | 0 | 0 |
| | City of LA CROSSE Ward 17 | 0 | 0 |
| | City of LA CROSSE Ward 18 | 0 | 0 |
| | City of LA CROSSE Ward 19 | 0 | 0 |
| | City of LA CROSSE Ward 20 | 0 | 0 |
| | City of LA CROSSE Ward 21 | 0 | 0 |
| | City of LA CROSSE Ward 22 | 0 | 0 |
| | City of LA CROSSE Ward 23 | 0 | 0 |
| | City of LA CROSSE Ward 24 | 0 | 0 |
| | City of LA CROSSE Ward 25 | 0 | 0 |
| | City of LA CROSSE Ward 26 | 0 | 0 |
| | City of LA CROSSE Ward 28 | 0 | 0 |

WEC Canvass Reporting System

Ward by Ward Report

2022 Partisan Primary

LA CROSSE

| | Total Votes Cast | SCATTERING |
|----------------|---------------------|------------|
| County Totals: | 1 | 1 |
| Office Totals: | 1 | 1 |

WEC Canvass Reporting System

Ward by Ward Report

2022 Partisan Primary

REPRESENTATIVE TO THE ASSEMBLY DISTRICT 96 - Libertarian

| | Total Votes Cast | SCATTERING |
|---|---------------------|------------|
| CRAWFORD Town of BRIDGEPORT Ward 1 | 0 | 0 |
| Town of CLAYTON Wards 1-3 | 0 | 0 |
| Town of EASTMAN Wards 1-2 | 0 | 0 |
| Town of FREEMAN Ward 1 | 0 | 0 |
| Town of HANEY Ward 1 | 0 | 0 |
| Town of MARIETTA Ward 1 | 0 | 0 |
| Town of PRAIRIE DU CHIEN Wards 1-2 | 0 | 0 |
| Town of SCOTT Ward 1 | 0 | 0 |
| Town of SENECA Wards 1-2 | 0 | 0 |
| Town of UTICA Ward 1 | 0 | 0 |
| Town of WAUZEKA Wards 1-2 | 0 | 0 |
| Village of BELL CENTER Ward 1 | 0 | 0 |
| VILLAGE OF DE SOTO Ward 2 | 0 | 0 |
| Village of EASTMAN Ward 1 | 0 | 0 |
| Village of FERRYVILLE Ward 1 | 0 | 0 |
| Village of GAYS MILLS Ward 1 | 0 | 0 |
| Village of LYNXVILLE Ward 1 | 0 | 0 |
| Village of MT. STERLING Ward 1 | 0 | 0 |
| Village of SOLDIERS GROVE Ward 1 | 0 | 0 |
| Village of STEUBEN Ward 1 | 0 | 0 |
| Village of WAUZEKA Ward 1 | 0 | 0 |
| City of PRAIRIE DU CHIEN Ward 1 | 0 | 0 |
| City of PRAIRIE DU CHIEN Ward 2 | 0 | 0 |
| City of PRAIRIE DU CHIEN Ward 3 | 0 | 0 |
| City of PRAIRIE DU CHIEN Ward 4 | 0 | 0 |
| City of PRAIRIE DU CHIEN Ward 5 | 0 | 0 |
| City of PRAIRIE DU CHIEN Ward 6 | 0 | 0 |
| County Totals: | 0 | 0 |

WEC Canvass Reporting System

Ward by Ward Report

2022 Partisan Primary

| | | Total Votes Cast | SCATTERING |
|---------------------------|------------------------------|---------------------|------------|
| MONROE | Town of ADRIAN Wards 1-2 | 0 | 0 |
| | Town of ANGELO Wards 1,2 | 0 | 0 |
| | Town of CLIFTON Ward 1 | 0 | 0 |
| | Town of GLENDALE Ward 1 | 0 | 0 |
| | Town of JEFFERSON Ward 1 | 0 | 0 |
| | Town of LAFAYETTE Ward 1 | 0 | 0 |
| | Town of LEON Wards 1-2 | 0 | 0 |
| | Town of OAKDALE Ward 1 | 0 | 0 |
| | Town of PORTLAND Ward 1 | 0 | 0 |
| | Town of RIDGEVILLE Ward 1 | 0 | 0 |
| | Town of SHELDON Wards 1-2 | 0 | 0 |
| | Town of TOMAH Wards 1-3 | 0 | 0 |
| | Town of WELLINGTON Ward 1 | 0 | 0 |
| | Town of WELLS Ward 1 | 0 | 0 |
| | Town of WILTON Ward 1 | 0 | 0 |
| | Village of CASHTON Wards 1,2 | 0 | 0 |
| | Village of KENDALL Ward 1 | 0 | 0 |
| | Village of MELVINA Ward 1 | 0 | 0 |
| | Village of NORWALK Ward 1 | 0 | 0 |
| | Village of OAKDALE Ward 1 | 0 | 0 |
| VILLAGE OF ONTARIO Ward 2 | 0 | 0 | |
| Village of WILTON Ward 1 | 0 | 0 | |
| County Totals: | | 0 | 0 |
| VERNON | Town of BERGEN Wards 1,2 | 0 | 0 |
| | Town of CHRISTIANA Wards 1-3 | 0 | 0 |
| | Town of CLINTON Wards 1-2 | 0 | 0 |
| | Town of COON Wards 1-2 | 0 | 0 |
| | Town of FOREST Ward 1 | 0 | 0 |
| | Town of FRANKLIN Wards 1-2 | 0 | 0 |
| | Town of GENOA Wards 1-2 | 0 | 0 |

WEC Canvass Reporting System

Ward by Ward Report

2022 Partisan Primary

| | | Total Votes Cast | SCATTERING |
|----------------------------|-------------------------------|---------------------|------------|
| VERNON | Town of HAMBURG Wards 1-2 | 0 | 0 |
| | Town of HARMONY Ward 1 | 0 | 0 |
| | Town of JEFFERSON Wards 1,2 | 0 | 0 |
| | Town of KICKAPOO Wards 1-2 | 0 | 0 |
| | Town of LIBERTY Ward 1 | 0 | 0 |
| | Town of STARK Ward 1 | 0 | 0 |
| | Town of STERLING Ward 1 | 0 | 0 |
| | Town of UNION Wards 1-3 | 0 | 0 |
| | Town of VIROQUA Wards 1,2,3 | 0 | 0 |
| | Town of WEBSTER Wards 1-2 | 0 | 0 |
| | Town of WHEATLAND Ward 1 | 0 | 0 |
| | Town of WHITESTOWN Wards 1-2 | 0 | 0 |
| | Village of CHASEBURG Ward 1 | 0 | 0 |
| | Village of COON VALLEY Ward 1 | 0 | 0 |
| | Village of DE SOTO Ward 1 | 0 | 0 |
| | Village of GENOA Ward 1 | 0 | 0 |
| | Village of LA FARGE Ward 1 | 0 | 0 |
| | Village of ONTARIO Ward 1 | 0 | 0 |
| | Village of READSTOWN Ward 1 | 0 | 0 |
| | Village of STODDARD Ward 1 | 0 | 0 |
| | City of VIROQUA Wards 1-9 | 0 | 0 |
| City of WESTBY Wards 1,2,3 | 0 | 0 | |
| County Totals: | 0 | 0 | |
| Office Totals: | 0 | 0 | |

WEC Canvass Reporting System

Ward by Ward Report

2022 Partisan Primary

REPRESENTATIVE TO THE ASSEMBLY DISTRICT 97 - Libertarian

| | Total Votes Cast | SCATTERING |
|---|---------------------|------------|
| WAUKESHA Town of GENESEE Wards 1-2,9 | 0 | 0 |
| Town of GENESEE Wards 3,6-8 | 0 | 0 |
| Town of GENESEE Wards 4-5,10 | 1 | 1 |
| Town of MUKWONAGO Wards 4-6,12 | 0 | 0 |
| Town of OTTAWA Wards 1-5 | 0 | 0 |
| Village of DOUSMAN Wards 1-4,6 | 0 | 0 |
| Village of NORTH PRAIRIE Wards 1-3 | 1 | 1 |
| Village of SUMMIT Wards 1,6 | 0 | 0 |
| Village of WAUKESHA Wards 1-5,8 | 0 | 0 |
| City of WAUKESHA Ward 9A | 0 | 0 |
| City of WAUKESHA Ward 10A | 0 | 0 |
| City of WAUKESHA Ward 11 | 0 | 0 |
| City of WAUKESHA Ward 18A | 0 | 0 |
| City of WAUKESHA Ward 19 | 0 | 0 |
| City of WAUKESHA Ward 20 | 0 | 0 |
| City of WAUKESHA Ward 21 | 0 | 0 |
| City of WAUKESHA Ward 22 | 0 | 0 |
| City of WAUKESHA Ward 23 | 0 | 0 |
| City of WAUKESHA Ward 24 | 0 | 0 |
| City of WAUKESHA Ward 25 | 0 | 0 |
| City of WAUKESHA Ward 26 | 0 | 0 |
| City of WAUKESHA Ward 27 | 0 | 0 |
| City of WAUKESHA Ward 28 | 0 | 0 |
| City of WAUKESHA Ward 29 | 0 | 0 |
| City of WAUKESHA Ward 30 | 0 | 0 |
| City of WAUKESHA Ward 31 | 0 | 0 |
| City of WAUKESHA Ward 32 | 0 | 0 |
| City of WAUKESHA Ward 33 | 0 | 0 |
| City of WAUKESHA Ward 34 | 0 | 0 |

WEC Canvass Reporting System

Ward by Ward Report

2022 Partisan Primary

| | | Total Votes Cast | SCATTERING |
|-----------------|---------------------------|---------------------|------------|
| WAUKESHA | City of WAUKESHA Ward 35 | 0 | 0 |
| | City of WAUKESHA Ward 36 | 0 | 0 |
| | City of WAUKESHA Ward 37 | 0 | 0 |
| | City of WAUKESHA Ward 38 | 0 | 0 |
| | City of WAUKESHA Ward 40A | 0 | 0 |
| | City of WAUKESHA Ward 41 | 0 | 0 |
| | County Totals: | 2 | 2 |
| | Office Totals: | 2 | 2 |

WEC Canvass Reporting System

Ward by Ward Report

2022 Partisan Primary

REPRESENTATIVE TO THE ASSEMBLY DISTRICT 98 - Libertarian

| | | Total Votes Cast | SCATTERING |
|-----------------|--------------------------------|---------------------|------------|
| WAUKESHA | Village of PEWAUKEE Wards 1-10 | 1 | 1 |
| | City of PEWAUKEE Wards 1-3,11 | 0 | 0 |
| | City of PEWAUKEE Wards 4-7 | 0 | 0 |
| | City of PEWAUKEE Wards 8-10 | 0 | 0 |
| | City of WAUKESHA Ward 1 | 0 | 0 |
| | City of WAUKESHA Ward 2 | 0 | 0 |
| | City of WAUKESHA Ward 3 | 0 | 0 |
| | City of WAUKESHA Ward 4 | 0 | 0 |
| | City of WAUKESHA Ward 5 | 0 | 0 |
| | City of WAUKESHA Ward 6 | 0 | 0 |
| | City of WAUKESHA Ward 7 | 0 | 0 |
| | City of WAUKESHA Ward 8 | 0 | 0 |
| | City of WAUKESHA Ward 9 | 1 | 1 |
| | City of WAUKESHA Ward 10 | 0 | 0 |
| | City of WAUKESHA Ward 12 | 0 | 0 |
| | City of WAUKESHA Ward 13 | 0 | 0 |
| | City of WAUKESHA Ward 14 | 0 | 0 |
| | City of WAUKESHA Ward 15 | 0 | 0 |
| | City of WAUKESHA Ward 16 | 0 | 0 |
| | City of WAUKESHA Ward 17 | 0 | 0 |
| | City of WAUKESHA Ward 18 | 0 | 0 |
| | City of WAUKESHA Ward 35A | 0 | 0 |
| | City of WAUKESHA Ward 39 | 0 | 0 |
| | City of WAUKESHA Ward 40 | 0 | 0 |
| | City of WAUKESHA Ward 42 | 0 | 0 |
| | City of WAUKESHA Ward 43 | 0 | 0 |
| | City of WAUKESHA Ward 44 | 0 | 0 |
| | City of WAUKESHA Ward 45 | 0 | 0 |
| | City of WAUKESHA Ward 46 | 0 | 0 |

WEC Canvass Reporting System

Ward by Ward Report

2022 Partisan Primary

| | | Total Votes Cast | SCATTERING |
|-----------------|--------------------------|---------------------|------------|
| WAUKESHA | City of WAUKESHA Ward 47 | 0 | 0 |
| | County Totals: | 2 | 2 |
| | Office Totals: | 2 | 2 |

WEC Canvass Reporting System

Ward by Ward Report

2022 Partisan Primary

REPRESENTATIVE TO THE ASSEMBLY DISTRICT 99 - Libertarian

| | | Total Votes Cast | SCATTERING |
|------------------|--|---------------------|------------|
| JEFFERSON | VILLAGE OF LAC LA BELLE Ward 2 | 0 | 0 |
| | County Totals: | 0 | 0 |
| WAUKESHA | Town of DELAFIELD Wards 1-2,5-6 | 0 | 0 |
| | Town of DELAFIELD Wards 3-4 | 0 | 0 |
| | Town of DELAFIELD Wards 7-11 | 0 | 0 |
| | Town of LISBON Wards 4-5 | 1 | 1 |
| | Town of LISBON Ward 6 | 0 | 0 |
| | Town of LISBON Ward 8 | 0 | 0 |
| | Town of MERTON Wards 1-3,7-9,11 | 0 | 0 |
| | Town of MERTON Wards 4-6,10 | 0 | 0 |
| | Town of OCONOMOWOC Wards 1-2,4,10 | 0 | 0 |
| | Town of OCONOMOWOC Wards 3,6-7,11 | 0 | 0 |
| | Town of OCONOMOWOC Wards 5,8-9 | 0 | 0 |
| | Village of CHENEQUA Ward 1 | 0 | 0 |
| | Village of DOUSMAN Ward 5 | 0 | 0 |
| | Village of HARTLAND Wards 1,2,3,4,5,6,7,8,9,10,11,12,13 | 0 | 0 |
| | Village of LAC LA BELLE Ward 1 | 0 | 0 |
| | Village of MERTON Wards 1-4 | 0 | 0 |
| | Village of NASHOTAH Wards 1,2 | 0 | 0 |
| | Village of OCONOMOWOC LAKE Ward 1 | 0 | 0 |
| | Village of SUMMIT Wards 2-5 | 0 | 0 |
| | Village of SUSSEX Wards 9-10 | 0 | 0 |
| | Village of WALES Wards 1,2,3,4 | 0 | 0 |
| | City of DELAFIELD Wards 1-14 | 0 | 0 |
| | County Totals: | 1 | 1 |
| | Office Totals: | 1 | 1 |

WEC Canvass Reporting System

Ward by Ward Report

2022 Partisan Primary

REPRESENTATIVE TO THE ASSEMBLY DISTRICT 1 - Constitution

| | | Total Votes Cast | SCATTERING |
|----------------------------------|----------------------------------|---------------------|------------|
| BROWN | Town of EATON Wards 1-2 | 0 | 0 |
| | Town of GREEN BAY Wards 1-3 | 0 | 0 |
| | Town of HUMBOLDT Wards 1-2 | 0 | 0 |
| | Town of SCOTT Wards 1-4 | 0 | 0 |
| | City of GREEN BAY Ward 1 | 0 | 0 |
| | County Totals: | 0 | 0 |
| DOOR | Town of BAILEYS HARBOR Wards 1-3 | 0 | 0 |
| | Town of BRUSSELS Wards 1-2 | 0 | 0 |
| | Town of CLAY BANKS Ward 1 | 0 | 0 |
| | Town of EGG HARBOR Wards 1-3 | 0 | 0 |
| | Town of FORESTVILLE Wards 1-2 | 0 | 0 |
| | Town of GARDNER Wards 1-2 | 0 | 0 |
| | Town of GIBRALTAR Wards 1-2 | 0 | 0 |
| | Town of JACKSONPORT Wards 1-2 | 0 | 0 |
| | Town of LIBERTY GROVE Wards 1-3 | 0 | 0 |
| | Town of NASEWAUPEE Wards 1-4 | 0 | 0 |
| | Town of SEVASTOPOL Wards 1-5 | 0 | 0 |
| | Town of STURGEON BAY Wards 1-2 | 0 | 0 |
| | Town of UNION Wards 1-2 | 0 | 0 |
| | Town of WASHINGTON Ward 1 | 0 | 0 |
| | Village of EGG HARBOR Ward 1 | 0 | 0 |
| | Village of EPHRAIM Wards 1-2 | 0 | 0 |
| | Village of FORESTVILLE Ward 1 | 0 | 0 |
| | Village of SISTER BAY Wards 1-2 | 0 | 0 |
| | City of STURGEON BAY Wards 1-9 | 0 | 0 |
| | City of STURGEON BAY Wards 10-15 | 0 | 0 |
| City of STURGEON BAY Wards 16-21 | 0 | 0 | |
| | County Totals: | 0 | 0 |

WEC Canvass Reporting System

Ward by Ward Report

2022 Partisan Primary

| | | Total Votes Cast | SCATTERING |
|-----------------------|---------------------------------|---------------------|------------|
| KEWAUNEE | Town of AHNAPEE Ward 1 | 0 | 0 |
| | Town of CARLTON Wards 1-2 | 0 | 0 |
| | Town of CASCO Wards 1-3 | 0 | 0 |
| | Town of FRANKLIN Ward 1 | 0 | 0 |
| | Town of LINCOLN Ward 1 | 0 | 0 |
| | Town of LUXEMBURG Wards 1-3 | 0 | 0 |
| | Town of MONTPELIER Wards 1-3 | 0 | 0 |
| | Town of PIERCE Wards 1-3 | 0 | 0 |
| | Town of RED RIVER Wards 1-4 | 0 | 0 |
| | Town of WEST KEWAUNEE Wards 1-2 | 0 | 0 |
| | Village of CASCO Ward 1 | 0 | 0 |
| | Village of LUXEMBURG Wards 1-5 | 0 | 0 |
| | City of ALGOMA Wards 1-7 | 0 | 0 |
| | City of KEWAUNEE Wards 1-6 | 0 | 0 |
| County Totals: | 0 | 0 | |
| Office Totals: | 0 | 0 | |

WEC Canvass Reporting System

Ward by Ward Report

2022 Partisan Primary

REPRESENTATIVE TO THE ASSEMBLY DISTRICT 2 - Constitution

| | | Total Votes Cast | SCATTERING |
|-----------------------|----------------------------------|---------------------|------------|
| BROWN | Town of HOLLAND Wards 1-2 | 0 | 0 |
| | Town of LAWRENCE Wards 1-7 | 0 | 0 |
| | Town of MORRISON Wards 1-2 | 0 | 0 |
| | Town of WRIGHTSTOWN Wards 1-4 | 0 | 0 |
| | Village of WRIGHTSTOWN Wards 1-3 | 0 | 0 |
| | City of DE PERE Wards 1-5 | 0 | 0 |
| | City of DE PERE Wards 6-9 | 0 | 0 |
| | City of DE PERE Wards 10-16 | 0 | 0 |
| | City of DE PERE Wards 17-23 | 0 | 0 |
| County Totals: | 0 | 0 | |
| MANITOWOC | Town of COOPERSTOWN Wards 1-2 | 0 | 0 |
| | Town of GIBSON Wards 1-2 | 0 | 0 |
| | Town of MISHICOT Wards 1-2 | 0 | 0 |
| | Town of TWO CREEKS Ward 1 | 0 | 0 |
| | Town of TWO RIVERS Wards 1-3 | 0 | 0 |
| | Village of MARIBEL Ward 1 | 0 | 0 |
| | Village of MISHICOT Wards 1,2 | 0 | 0 |
| | City of TWO RIVERS Wards 1-5 | 0 | 0 |
| | City of TWO RIVERS Wards 6-8 | 0 | 0 |
| County Totals: | 0 | 0 | |
| OUTAGAMIE | VILLAGE OF WRIGHTSTOWN Ward 4 | 0 | 0 |
| | County Totals: | 0 | 0 |
| Office Totals: | | 0 | 0 |

WEC Canvass Reporting System

Ward by Ward Report

2022 Partisan Primary

REPRESENTATIVE TO THE ASSEMBLY DISTRICT 3 - Constitution

| | Total Votes Cast | SCATTERING |
|---|---------------------|------------|
| CALUMET | | |
| Town of BRILLION Wards 1-2 | 0 | 0 |
| Town of RANTOUL Ward 1 | 0 | 0 |
| Town of WOODVILLE Ward 1 | 0 | 0 |
| Village of HARRISON Wards 3-14 | 0 | 0 |
| Village of HILBERT Wards 1-2 | 0 | 0 |
| Village of POTTER Ward 1 | 0 | 0 |
| Village of SHERWOOD Wards 1-5 | 0 | 0 |
| CITY OF APPLETON Ward 13 | 0 | 0 |
| CITY OF APPLETON Ward 14 | 0 | 0 |
| CITY OF APPLETON Ward 15 | 0 | 0 |
| CITY OF APPLETON Ward 25 | 0 | 0 |
| CITY OF APPLETON Ward 44 | 0 | 0 |
| CITY OF APPLETON Ward 45 | 0 | 0 |
| CITY OF APPLETON Ward 46 | 0 | 0 |
| CITY OF APPLETON Ward 47 | 0 | 0 |
| City of BRILLION Wards 1-6 | 0 | 0 |
| CITY OF KAUKAUNA Ward 12 | 0 | 0 |
| CITY OF MENASHA Wards 14-16 | 0 | 0 |
| County Totals: | 0 | 0 |
| MANITOWOC | | |
| Town of MAPLE GROVE Ward 1 | 0 | 0 |
| County Totals: | 0 | 0 |
| OUTAGAMIE | | |
| Town of BUCHANAN Wards 1-9 | 0 | 0 |
| Village of COMBINED LOCKS Wards 1,2,3,4,5 | 0 | 0 |
| VILLAGE OF HARRISON Wards 1-2 | 0 | 0 |
| Village of KIMBERLY Wards 1-9 | 0 | 0 |
| City of APPLETON Ward 8 | 0 | 0 |
| City of APPLETON Ward 9 | 0 | 0 |
| City of KAUKAUNA Wards 13-15 | 0 | 0 |
| City of KAUKAUNA Ward 16 | 0 | 0 |

WEC Canvass Reporting System

Ward by Ward Report

2022 Partisan Primary

OUTAGAMIE

| | Total Votes Cast | SCATTERING |
|-----------------------|---------------------|------------|
| County Totals: | 0 | 0 |
| Office Totals: | 0 | 0 |

WEC Canvass Reporting System

Ward by Ward Report

2022 Partisan Primary

REPRESENTATIVE TO THE ASSEMBLY DISTRICT 4 - Constitution

| | Total Votes Cast | SCATTERING |
|-------------------------------------|---------------------|------------|
| BROWN | | |
| Village of ALLOUEZ Wards 1-2 | 0 | 0 |
| Village of ALLOUEZ Wards 3-4 | 0 | 0 |
| Village of ALLOUEZ Wards 5-6 | 0 | 0 |
| Village of ALLOUEZ Wards 7-9 | 0 | 0 |
| Village of ASHWAUBENON Wards 1-2 | 0 | 0 |
| Village of ASHWAUBENON Wards 3-4 | 0 | 0 |
| Village of ASHWAUBENON Wards 5-6 | 0 | 0 |
| Village of ASHWAUBENON Wards 7-8 | 0 | 0 |
| Village of ASHWAUBENON Ward 9 | 0 | 0 |
| Village of HOWARD Wards 1-2,9-12,14 | 0 | 0 |
| Village of HOWARD Wards 5,21 | 0 | 0 |
| Village of HOWARD Wards 7-8,18-19 | 0 | 0 |
| Village of HOWARD Wards 15-17 | 0 | 0 |
| City of GREEN BAY Ward 31A | 0 | 0 |
| City of GREEN BAY Ward 32 | 0 | 0 |
| City of GREEN BAY Ward 42 | 0 | 0 |
| City of GREEN BAY Ward 43 | 0 | 0 |
| City of GREEN BAY Ward 44 | 0 | 0 |
| City of GREEN BAY Ward 45 | 0 | 0 |
| City of GREEN BAY Ward 46 | 0 | 0 |
| City of GREEN BAY Ward 47 | 0 | 0 |
| County Totals: | 0 | 0 |
| OUTAGAMIE | | |
| VILLAGE OF HOWARD Ward 20 | 0 | 0 |
| County Totals: | 0 | 0 |
| Office Totals: | 0 | 0 |

WEC Canvass Reporting System

Ward by Ward Report

2022 Partisan Primary

REPRESENTATIVE TO THE ASSEMBLY DISTRICT 5 - Constitution

| | | Total Votes Cast | SCATTERING |
|------------------|-------------------------------------|---------------------|------------|
| BROWN | Village of ASHWAUBENON Ward 10 | 0 | 0 |
| | Village of ASHWAUBENON Wards 11-12 | 0 | 0 |
| | Village of HOBART Wards 1-7 | 0 | 0 |
| | Village of HOBART Wards 8-11 | 0 | 0 |
| | County Totals: | 0 | 0 |
| OUTAGAMIE | Town of FREEDOM Wards 1-8 | 0 | 0 |
| | Town of KAUKAUNA Wards 1-3 | 0 | 0 |
| | Town of ONEIDA Wards 1-6 | 0 | 0 |
| | Town of OSBORN Wards 1-2 | 0 | 0 |
| | Town of SEYMOUR Ward 1 | 0 | 0 |
| | Town of VANDENBROEK Wards 1-3 | 0 | 0 |
| | Village of LITTLE CHUTE Wards 1,10 | 0 | 0 |
| | Village of LITTLE CHUTE Wards 2-3,9 | 0 | 0 |
| | Village of LITTLE CHUTE Wards 4-5 | 0 | 0 |
| | Village of LITTLE CHUTE Wards 6,8 | 0 | 0 |
| | Village of LITTLE CHUTE Ward 7 | 0 | 0 |
| | City of APPLETON Ward 53 | 0 | 0 |
| | City of KAUKAUNA Wards 1-5 | 0 | 0 |
| | City of KAUKAUNA Wards 6-11 | 0 | 0 |
| | County Totals: | 0 | 0 |
| | Office Totals: | 0 | 0 |

WEC Canvass Reporting System

Ward by Ward Report

2022 Partisan Primary

REPRESENTATIVE TO THE ASSEMBLY DISTRICT 6 - Constitution

| | | Total Votes Cast | SCATTERING |
|-----------------------|----------------------------------|---------------------|------------|
| BROWN | Town of PITTSFIELD Wards 1-3 | 0 | 0 |
| | Village of PULASKI Wards 1-3,6 | 0 | 0 |
| | County Totals: | 0 | 0 |
| OCONTO | VILLAGE OF PULASKI Ward 5 | 0 | 0 |
| | County Totals: | 0 | 0 |
| OUTAGAMIE | Town of BLACK CREEK Wards 1-2 | 0 | 0 |
| | Town of BOVINA Wards 1-2 | 0 | 0 |
| | Town of CICERO Wards 1-2 | 0 | 0 |
| | Town of DEER CREEK Ward 1 | 0 | 0 |
| | Town of ELLINGTON Wards 1-5 | 0 | 0 |
| | Town of HORTONIA Wards 1-2 | 0 | 0 |
| | Town of LIBERTY Ward 1 | 0 | 0 |
| | Town of MAINE Ward 1 | 0 | 0 |
| | Town of SEYMOUR Ward 2 | 0 | 0 |
| | Village of BEAR CREEK Ward 1 | 0 | 0 |
| | Village of BLACK CREEK Wards 1-2 | 0 | 0 |
| | Village of HORTONVILLE Wards 1-4 | 0 | 0 |
| | Village of NICHOLS Ward 1 | 0 | 0 |
| | Village of SHIOCTON Ward 1 | 0 | 0 |
| | CITY OF NEW LONDON Ward 12 | 0 | 0 |
| | City of SEYMOUR Wards 1-6 | 0 | 0 |
| County Totals: | 0 | 0 | |
| SHAWANO | Town of ANGELICA Wards 1-3 | 0 | 0 |
| | Town of BELLE PLAINE Wards 1-4 | 0 | 0 |
| | Town of FAIRBANKS Ward 1 | 0 | 0 |
| | Town of GERMANIA Ward 1 | 0 | 0 |
| | Town of GRANT Ward 1 | 0 | 0 |
| | Town of HARTLAND Wards 1-2 | 0 | 0 |

WEC Canvass Reporting System

Ward by Ward Report

2022 Partisan Primary

| | | Total Votes Cast | SCATTERING |
|-----------------------|---------------------------------|---------------------|------------|
| SHAWANO | Town of HERMAN Wards 1-2 | 0 | 0 |
| | Town of LESSOR Wards 1-2 | 0 | 0 |
| | Town of MAPLE GROVE Ward 1 | 0 | 0 |
| | Town of MORRIS Wards 1-2 | 0 | 0 |
| | Town of NAVARINO Wards 1-2 | 0 | 0 |
| | Town of PELLA Ward 1 | 0 | 0 |
| | Town of RICHMOND Wards 1-3 | 0 | 0 |
| | Town of SENECA Ward 1 | 0 | 0 |
| | Town of WAUKECHON Wards 1-2 | 0 | 0 |
| | Town of WESCOTT Wards 1-5 | 0 | 0 |
| | Town of WITTENBERG Wards 1-2 | 0 | 0 |
| | Village of BONDUEL Wards 1-2 | 0 | 0 |
| | Village of BOWLER Wards 1-2 | 0 | 0 |
| | Village of GRESHAM Ward 1 | 0 | 0 |
| | VILLAGE OF PULASKI Wards 4,7 | 0 | 0 |
| | Village of TIGERTON Ward 1 | 0 | 0 |
| | Village of WITTENBERG Wards 1-2 | 0 | 0 |
| | City of SHAWANO Wards 1-2 | 0 | 0 |
| | City of SHAWANO Wards 3-4 | 0 | 0 |
| | City of SHAWANO Wards 5-6 | 0 | 0 |
| | City of SHAWANO Wards 7-8 | 0 | 0 |
| | City of SHAWANO Wards 9-10 | 0 | 0 |
| | City of SHAWANO Wards 11-12 | 0 | 0 |
| County Totals: | 0 | 0 | |
| WAUPACA | Town of MATTESON Ward 1 | 0 | 0 |
| | Village of EMBARRASS Ward 1 | 0 | 0 |
| | County Totals: | 0 | 0 |
| Office Totals: | 0 | 0 | |

WEC Canvass Reporting System

Ward by Ward Report

2022 Partisan Primary

REPRESENTATIVE TO THE ASSEMBLY DISTRICT 7 - Constitution

| | Total Votes Cast | SCATTERING |
|-------------------------------------|---------------------|------------|
| MILWAUKEE City of GREENFIELD Ward 1 | 0 | 0 |
| City of GREENFIELD Ward 3 | 0 | 0 |
| City of GREENFIELD Ward 4 | 0 | 0 |
| City of GREENFIELD Ward 5 | 0 | 0 |
| City of GREENFIELD Ward 6 | 0 | 0 |
| City of GREENFIELD Ward 7 | 0 | 0 |
| City of GREENFIELD Ward 22 | 0 | 0 |
| City of MILWAUKEE Ward 201 | 0 | 0 |
| City of MILWAUKEE Ward 202 | 0 | 0 |
| City of MILWAUKEE Ward 203 | 0 | 0 |
| City of MILWAUKEE Ward 204 | 0 | 0 |
| City of MILWAUKEE Ward 205 | 0 | 0 |
| City of MILWAUKEE Ward 206 | 0 | 0 |
| City of MILWAUKEE Ward 207 | 0 | 0 |
| City of MILWAUKEE Ward 208 | 0 | 0 |
| City of MILWAUKEE Ward 254 | 0 | 0 |
| City of MILWAUKEE Ward 255 | 0 | 0 |
| City of MILWAUKEE Ward 256 | 0 | 0 |
| City of MILWAUKEE Ward 257 | 0 | 0 |
| City of MILWAUKEE Ward 258 | 0 | 0 |
| City of MILWAUKEE Ward 268 | 0 | 0 |
| City of MILWAUKEE Ward 269 | 0 | 0 |
| City of MILWAUKEE Ward 270 | 0 | 0 |
| City of MILWAUKEE Ward 296 | 0 | 0 |
| City of MILWAUKEE Ward 297 | 0 | 0 |
| City of MILWAUKEE Ward 298 | 0 | 0 |
| City of MILWAUKEE Ward 299 | 0 | 0 |
| City of MILWAUKEE Ward 343 | 0 | 0 |
| City of MILWAUKEE Ward 344 | 0 | 0 |

WEC Canvass Reporting System

Ward by Ward Report

2022 Partisan Primary

| | | Total Votes Cast | SCATTERING |
|------------------|----------------------------|---------------------|------------|
| MILWAUKEE | City of MILWAUKEE Ward 345 | 0 | 0 |
| | City of MILWAUKEE Ward 350 | 0 | 0 |
| | City of MILWAUKEE Ward 351 | 0 | 0 |
| | City of WEST ALLIS Ward 1 | 1 | 1 |
| | City of WEST ALLIS Ward 2 | 0 | 0 |
| | City of WEST ALLIS Ward 3 | 0 | 0 |
| | City of WEST ALLIS Ward 4 | 0 | 0 |
| | City of WEST ALLIS Ward 5 | 0 | 0 |
| | City of WEST ALLIS Ward 16 | 0 | 0 |
| | City of WEST ALLIS Ward 17 | 0 | 0 |
| | County Totals: | 1 | 1 |
| | Office Totals: | 1 | 1 |

WEC Canvass Reporting System

Ward by Ward Report

2022 Partisan Primary

REPRESENTATIVE TO THE ASSEMBLY DISTRICT 8 - Constitution

| | Total Votes Cast | SCATTERING |
|--------------------------------------|---------------------|------------|
| MILWAUKEE City of MILWAUKEE Ward 217 | 0 | 0 |
| City of MILWAUKEE Ward 218 | 0 | 0 |
| City of MILWAUKEE Ward 219 | 0 | 0 |
| City of MILWAUKEE Ward 220 | 0 | 0 |
| City of MILWAUKEE Ward 223 | 0 | 0 |
| City of MILWAUKEE Ward 224 | 0 | 0 |
| City of MILWAUKEE Ward 225 | 0 | 0 |
| City of MILWAUKEE Ward 226 | 0 | 0 |
| City of MILWAUKEE Ward 227 | 0 | 0 |
| City of MILWAUKEE Ward 228 | 0 | 0 |
| City of MILWAUKEE Ward 229 | 0 | 0 |
| City of MILWAUKEE Ward 230 | 0 | 0 |
| City of MILWAUKEE Ward 231 | 0 | 0 |
| City of MILWAUKEE Ward 232 | 0 | 0 |
| City of MILWAUKEE Ward 233 | 0 | 0 |
| City of MILWAUKEE Ward 234 | 0 | 0 |
| City of MILWAUKEE Ward 235 | 0 | 0 |
| City of MILWAUKEE Ward 242 | 0 | 0 |
| City of MILWAUKEE Ward 243 | 0 | 0 |
| City of MILWAUKEE Ward 244 | 0 | 0 |
| City of MILWAUKEE Ward 245 | 0 | 0 |
| City of MILWAUKEE Ward 246 | 0 | 0 |
| City of MILWAUKEE Ward 247 | 0 | 0 |
| City of MILWAUKEE Ward 280 | 0 | 0 |
| City of MILWAUKEE Ward 283 | 0 | 0 |
| City of MILWAUKEE Ward 305 | 0 | 0 |
| City of MILWAUKEE Ward 306 | 0 | 0 |
| City of MILWAUKEE Ward 307 | 0 | 0 |
| City of MILWAUKEE Ward 308 | 0 | 0 |

WEC Canvass Reporting System

Ward by Ward Report

2022 Partisan Primary

| | | Total Votes Cast | SCATTERING |
|------------------|----------------------------|---------------------|------------|
| MILWAUKEE | City of MILWAUKEE Ward 309 | 0 | 0 |
| | City of MILWAUKEE Ward 310 | 0 | 0 |
| | City of MILWAUKEE Ward 337 | 0 | 0 |
| | City of MILWAUKEE Ward 339 | 0 | 0 |
| | City of MILWAUKEE Ward 342 | 0 | 0 |
| | County Totals: | 0 | 0 |
| | Office Totals: | 0 | 0 |

WEC Canvass Reporting System

Ward by Ward Report

2022 Partisan Primary

REPRESENTATIVE TO THE ASSEMBLY DISTRICT 9 - Constitution

| | Total Votes Cast | SCATTERING |
|--|---------------------|------------|
| MILWAUKEE Village of WEST MILWAUKEE Wards 1-2,5 | 0 | 0 |
| Village of WEST MILWAUKEE Wards 3-4,6 | 0 | 0 |
| City of MILWAUKEE Ward 210 | 0 | 0 |
| City of MILWAUKEE Ward 211 | 0 | 0 |
| City of MILWAUKEE Ward 212 | 0 | 0 |
| City of MILWAUKEE Ward 213 | 0 | 0 |
| City of MILWAUKEE Ward 214 | 0 | 0 |
| City of MILWAUKEE Ward 215 | 0 | 0 |
| City of MILWAUKEE Ward 216 | 0 | 0 |
| City of MILWAUKEE Ward 221 | 0 | 0 |
| City of MILWAUKEE Ward 222 | 0 | 0 |
| City of MILWAUKEE Ward 248 | 0 | 0 |
| City of MILWAUKEE Ward 249 | 0 | 0 |
| City of MILWAUKEE Ward 250 | 0 | 0 |
| City of MILWAUKEE Ward 251 | 0 | 0 |
| City of MILWAUKEE Ward 252 | 0 | 0 |
| City of MILWAUKEE Ward 253 | 0 | 0 |
| City of MILWAUKEE Ward 271 | 0 | 0 |
| City of MILWAUKEE Ward 272 | 0 | 0 |
| City of MILWAUKEE Ward 273 | 0 | 0 |
| City of MILWAUKEE Ward 274 | 0 | 0 |
| City of MILWAUKEE Ward 275 | 0 | 0 |
| City of MILWAUKEE Ward 276 | 0 | 0 |
| City of MILWAUKEE Ward 277 | 0 | 0 |
| City of MILWAUKEE Ward 278 | 0 | 0 |
| City of MILWAUKEE Ward 279 | 0 | 0 |
| City of MILWAUKEE Ward 294 | 0 | 0 |
| City of MILWAUKEE Ward 295 | 0 | 0 |
| City of MILWAUKEE Ward 311 | 0 | 0 |

WEC Canvass Reporting System

Ward by Ward Report

2022 Partisan Primary

| | | Total Votes Cast | SCATTERING |
|------------------|----------------------------|---------------------|------------|
| MILWAUKEE | City of MILWAUKEE Ward 312 | 0 | 0 |
| | City of MILWAUKEE Ward 338 | 0 | 0 |
| | City of MILWAUKEE Ward 346 | 0 | 0 |
| | County Totals: | 0 | 0 |
| | Office Totals: | 0 | 0 |

WEC Canvass Reporting System

Ward by Ward Report

2022 Partisan Primary

REPRESENTATIVE TO THE ASSEMBLY DISTRICT 10 - Constitution

| | | Total Votes Cast | SCATTERING |
|------------------|---------------------------------|---------------------|------------|
| MILWAUKEE | Village of SHOREWOOD Wards 1-4 | 0 | 0 |
| | Village of SHOREWOOD Wards 5-8 | 0 | 0 |
| | Village of SHOREWOOD Wards 9-12 | 0 | 0 |
| | City of GLENDALE Wards 1,7 | 0 | 0 |
| | City of GLENDALE Wards 2,8 | 0 | 0 |
| | City of GLENDALE Wards 3,9 | 0 | 0 |
| | City of GLENDALE Wards 4,10 | 0 | 0 |
| | City of GLENDALE Wards 5,11 | 0 | 0 |
| | City of GLENDALE Wards 6,12 | 0 | 0 |
| | City of MILWAUKEE Ward 55 | 0 | 0 |
| | City of MILWAUKEE Ward 56 | 0 | 0 |
| | City of MILWAUKEE Ward 57 | 0 | 0 |
| | City of MILWAUKEE Ward 58 | 0 | 0 |
| | City of MILWAUKEE Ward 59 | 0 | 0 |
| | City of MILWAUKEE Ward 60 | 0 | 0 |
| | City of MILWAUKEE Ward 108 | 0 | 0 |
| | City of MILWAUKEE Ward 109 | 1 | 1 |
| | City of MILWAUKEE Ward 110 | 0 | 0 |
| | City of MILWAUKEE Ward 111 | 0 | 0 |
| | City of MILWAUKEE Ward 112 | 0 | 0 |
| | City of MILWAUKEE Ward 113 | 0 | 0 |
| | City of MILWAUKEE Ward 114 | 0 | 0 |
| | City of MILWAUKEE Ward 115 | 0 | 0 |
| | City of MILWAUKEE Ward 116 | 0 | 0 |
| | City of MILWAUKEE Ward 117 | 0 | 0 |
| | City of MILWAUKEE Ward 118 | 0 | 0 |
| | City of MILWAUKEE Ward 119 | 0 | 0 |
| | City of MILWAUKEE Ward 120 | 0 | 0 |
| | City of MILWAUKEE Ward 121 | 0 | 0 |

WEC Canvass Reporting System

Ward by Ward Report

2022 Partisan Primary

| | | Total Votes Cast | SCATTERING |
|------------------|----------------------------|---------------------|------------|
| MILWAUKEE | City of MILWAUKEE Ward 136 | 0 | 0 |
| | City of MILWAUKEE Ward 330 | 0 | 0 |
| | County Totals: | 1 | 1 |
| | Office Totals: | 1 | 1 |

WEC Canvass Reporting System

Ward by Ward Report

2022 Partisan Primary

REPRESENTATIVE TO THE ASSEMBLY DISTRICT 11 - Constitution

| | Total Votes Cast | SCATTERING |
|---|---------------------|------------|
| MILWAUKEE City of MILWAUKEE Ward 9 | 0 | 0 |
| City of MILWAUKEE Ward 11 | 0 | 0 |
| City of MILWAUKEE Ward 12 | 0 | 0 |
| City of MILWAUKEE Ward 13 | 0 | 0 |
| City of MILWAUKEE Ward 14 | 0 | 0 |
| City of MILWAUKEE Ward 15 | 0 | 0 |
| City of MILWAUKEE Ward 16 | 0 | 0 |
| City of MILWAUKEE Ward 17 | 0 | 0 |
| City of MILWAUKEE Ward 18 | 0 | 0 |
| City of MILWAUKEE Ward 19 | 0 | 0 |
| City of MILWAUKEE Ward 20 | 0 | 0 |
| City of MILWAUKEE Ward 21 | 0 | 0 |
| City of MILWAUKEE Ward 22 | 0 | 0 |
| City of MILWAUKEE Ward 23 | 0 | 0 |
| City of MILWAUKEE Ward 24 | 0 | 0 |
| City of MILWAUKEE Ward 25 | 0 | 0 |
| City of MILWAUKEE Ward 26 | 0 | 0 |
| City of MILWAUKEE Ward 29 | 0 | 0 |
| City of MILWAUKEE Ward 39 | 0 | 0 |
| City of MILWAUKEE Ward 40 | 0 | 0 |
| City of MILWAUKEE Ward 41 | 0 | 0 |
| City of MILWAUKEE Ward 42 | 0 | 0 |
| City of MILWAUKEE Ward 44 | 0 | 0 |
| City of MILWAUKEE Ward 45 | 0 | 0 |
| City of MILWAUKEE Ward 46 | 1 | 1 |
| City of MILWAUKEE Ward 47 | 0 | 0 |
| City of MILWAUKEE Ward 48 | 0 | 0 |
| City of MILWAUKEE Ward 49 | 0 | 0 |
| City of MILWAUKEE Ward 50 | 0 | 0 |

WEC Canvass Reporting System

Ward by Ward Report

2022 Partisan Primary

| | | Total Votes Cast | SCATTERING |
|------------------|----------------------------|---------------------|------------|
| MILWAUKEE | City of MILWAUKEE Ward 51 | 0 | 0 |
| | City of MILWAUKEE Ward 52 | 0 | 0 |
| | City of MILWAUKEE Ward 53 | 0 | 0 |
| | City of MILWAUKEE Ward 54 | 0 | 0 |
| | City of MILWAUKEE Ward 318 | 0 | 0 |
| | County Totals: | 1 | 1 |
| | Office Totals: | 1 | 1 |

WEC Canvass Reporting System

Ward by Ward Report

2022 Partisan Primary

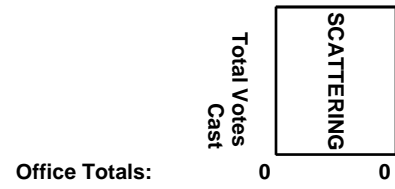
REPRESENTATIVE TO THE ASSEMBLY DISTRICT 12 - Constitution

| | | Total Votes Cast | SCATTERING |
|------------------|------------------------------|---------------------|------------|
| MILWAUKEE | Village of BROWN DEER Ward 3 | 0 | 0 |
| | City of MILWAUKEE Ward 1 | 0 | 0 |
| | City of MILWAUKEE Ward 2 | 0 | 0 |
| | City of MILWAUKEE Ward 3 | 0 | 0 |
| | City of MILWAUKEE Ward 4 | 0 | 0 |
| | City of MILWAUKEE Ward 5 | 0 | 0 |
| | City of MILWAUKEE Ward 6 | 0 | 0 |
| | City of MILWAUKEE Ward 7 | 0 | 0 |
| | City of MILWAUKEE Ward 8 | 0 | 0 |
| | City of MILWAUKEE Ward 10 | 0 | 0 |
| | City of MILWAUKEE Ward 27 | 0 | 0 |
| | City of MILWAUKEE Ward 28 | 0 | 0 |
| | City of MILWAUKEE Ward 30 | 0 | 0 |
| | City of MILWAUKEE Ward 31 | 0 | 0 |
| | City of MILWAUKEE Ward 32 | 0 | 0 |
| | City of MILWAUKEE Ward 33 | 0 | 0 |
| | City of MILWAUKEE Ward 34 | 0 | 0 |
| | City of MILWAUKEE Ward 35 | 0 | 0 |
| | City of MILWAUKEE Ward 36 | 0 | 0 |
| | City of MILWAUKEE Ward 37 | 0 | 0 |
| | City of MILWAUKEE Ward 38 | 0 | 0 |
| | City of MILWAUKEE Ward 75 | 0 | 0 |
| | City of MILWAUKEE Ward 76 | 0 | 0 |
| | City of MILWAUKEE Ward 77 | 0 | 0 |
| | City of MILWAUKEE Ward 78 | 0 | 0 |
| | City of MILWAUKEE Ward 82 | 0 | 0 |
| | City of MILWAUKEE Ward 315 | 0 | 0 |
| | City of WAUWATOSA Ward 24A | 0 | 0 |
| | County Totals: | 0 | 0 |

WEC Canvass Reporting System

Ward by Ward Report

2022 Partisan Primary



WEC Canvass Reporting System

Ward by Ward Report

2022 Partisan Primary

REPRESENTATIVE TO THE ASSEMBLY DISTRICT 13 - Constitution

| | | Total Votes Cast | SCATTERING |
|----------------------------|-----------------------------------|---------------------|------------|
| MILWAUKEE | City of WAUWATOSA Ward 9B | 0 | 0 |
| | City of WAUWATOSA Ward 19 | 0 | 0 |
| | City of WAUWATOSA Ward 20A | 0 | 0 |
| | City of WAUWATOSA Ward 21B | 0 | 0 |
| County Totals: | | 0 | 0 |
| WAUKESHA | Town of BROOKFIELD Wards 1-2,9-11 | 0 | 0 |
| | Town of BROOKFIELD Wards 3-8 | 0 | 0 |
| | Village of ELM GROVE Wards 1-4 | 0 | 0 |
| | Village of ELM GROVE Wards 5-8 | 0 | 0 |
| | City of BROOKFIELD Ward 1 | 0 | 0 |
| | City of BROOKFIELD Ward 2 | 1 | 1 |
| | City of BROOKFIELD Ward 3 | 0 | 0 |
| | City of BROOKFIELD Ward 4 | 0 | 0 |
| | City of BROOKFIELD Ward 5 | 0 | 0 |
| | City of BROOKFIELD Ward 6 | 0 | 0 |
| | City of BROOKFIELD Ward 7 | 0 | 0 |
| | City of BROOKFIELD Ward 8 | 0 | 0 |
| | City of BROOKFIELD Ward 9 | 0 | 0 |
| | City of BROOKFIELD Ward 10 | 0 | 0 |
| | City of BROOKFIELD Ward 11 | 0 | 0 |
| | City of BROOKFIELD Ward 12 | 0 | 0 |
| | City of BROOKFIELD Ward 13 | 0 | 0 |
| | City of BROOKFIELD Ward 14 | 0 | 0 |
| | City of BROOKFIELD Ward 15 | 0 | 0 |
| | City of BROOKFIELD Ward 16 | 0 | 0 |
| City of BROOKFIELD Ward 17 | 0 | 0 | |
| City of BROOKFIELD Ward 18 | 0 | 0 | |
| City of BROOKFIELD Ward 19 | 0 | 0 | |
| City of BROOKFIELD Ward 20 | 0 | 0 | |

WEC Canvass Reporting System

Ward by Ward Report

2022 Partisan Primary

| | | Total Votes Cast | SCATTERING |
|-----------------|----------------------------|---------------------|------------|
| WAUKESHA | City of BROOKFIELD Ward 21 | 0 | 0 |
| | County Totals: | 1 | 1 |
| | Office Totals: | 1 | 1 |

WEC Canvass Reporting System

Ward by Ward Report

2022 Partisan Primary

REPRESENTATIVE TO THE ASSEMBLY DISTRICT 14 - Constitution

| | | Total Votes Cast | SCATTERING |
|------------------|----------------------------|---------------------|------------|
| MILWAUKEE | City of WAUWATOSA Ward 1 | 1 | 1 |
| | City of WAUWATOSA Ward 2A | 0 | 0 |
| | City of WAUWATOSA Ward 4B | 0 | 0 |
| | City of WAUWATOSA Ward 5 | 0 | 0 |
| | City of WAUWATOSA Ward 6A | 0 | 0 |
| | City of WAUWATOSA Ward 7 | 0 | 0 |
| | City of WAUWATOSA Ward 8 | 0 | 0 |
| | City of WAUWATOSA Ward 9A | 0 | 0 |
| | City of WAUWATOSA Ward 12A | 0 | 0 |
| | City of WAUWATOSA Ward 13 | 0 | 0 |
| | City of WAUWATOSA Ward 14 | 0 | 0 |
| | City of WAUWATOSA Ward 15 | 0 | 0 |
| | City of WAUWATOSA Ward 16 | 0 | 0 |
| | City of WAUWATOSA Ward 17 | 0 | 0 |
| | City of WAUWATOSA Ward 18 | 0 | 0 |
| | City of WAUWATOSA Ward 20B | 0 | 0 |
| | City of WAUWATOSA Ward 21A | 0 | 0 |
| | City of WAUWATOSA Ward 22 | 0 | 0 |
| | City of WAUWATOSA Ward 23 | 0 | 0 |
| | City of WAUWATOSA Ward 24B | 0 | 0 |
| | City of WEST ALLIS Ward 6 | 0 | 0 |
| | City of WEST ALLIS Ward 7 | 0 | 0 |
| | City of WEST ALLIS Ward 8 | 0 | 0 |
| | City of WEST ALLIS Ward 9 | 0 | 0 |
| | City of WEST ALLIS Ward 10 | 0 | 0 |
| | City of WEST ALLIS Ward 11 | 0 | 0 |
| | City of WEST ALLIS Ward 12 | 0 | 0 |
| | City of WEST ALLIS Ward 13 | 0 | 0 |
| | City of WEST ALLIS Ward 14 | 0 | 0 |

WEC Canvass Reporting System

Ward by Ward Report

2022 Partisan Primary

| | | Total Votes Cast | SCATTERING |
|------------------|----------------------------|---------------------|------------|
| MILWAUKEE | City of WEST ALLIS Ward 18 | 0 | 0 |
| | City of WEST ALLIS Ward 22 | 0 | 0 |
| | City of WEST ALLIS Ward 23 | 0 | 0 |
| | County Totals: | 1 | 1 |
| | Office Totals: | 1 | 1 |

WEC Canvass Reporting System

Ward by Ward Report

2022 Partisan Primary

REPRESENTATIVE TO THE ASSEMBLY DISTRICT 15 - Constitution

| | | Total Votes Cast | SCATTERING |
|----------------------------|------------------------------------|---------------------|------------|
| MILWAUKEE | City of WEST ALLIS Ward 15 | 0 | 0 |
| | City of WEST ALLIS Ward 19 | 0 | 0 |
| | City of WEST ALLIS Ward 20 | 0 | 0 |
| | City of WEST ALLIS Ward 21 | 0 | 0 |
| | City of WEST ALLIS Ward 24 | 0 | 0 |
| | City of WEST ALLIS Ward 25 | 0 | 0 |
| | City of WEST ALLIS Ward 26 | 0 | 0 |
| County Totals: | | 0 | 0 |
| WAUKESHA | Village of WAUKESHA Wards 6-7,9-11 | 0 | 0 |
| | City of NEW BERLIN Ward 1 | 0 | 0 |
| | City of NEW BERLIN Ward 2 | 0 | 0 |
| | City of NEW BERLIN Ward 3 | 0 | 0 |
| | City of NEW BERLIN Ward 4 | 0 | 0 |
| | City of NEW BERLIN Ward 5 | 0 | 0 |
| | City of NEW BERLIN Ward 6 | 0 | 0 |
| | City of NEW BERLIN Ward 7 | 0 | 0 |
| | City of NEW BERLIN Ward 8 | 0 | 0 |
| | City of NEW BERLIN Ward 9 | 0 | 0 |
| | City of NEW BERLIN Ward 10 | 0 | 0 |
| | City of NEW BERLIN Ward 11 | 0 | 0 |
| | City of NEW BERLIN Ward 12 | 0 | 0 |
| | City of NEW BERLIN Ward 13 | 0 | 0 |
| | City of NEW BERLIN Ward 14 | 0 | 0 |
| | City of NEW BERLIN Ward 15 | 0 | 0 |
| | City of NEW BERLIN Ward 16 | 0 | 0 |
| | City of NEW BERLIN Ward 17 | 0 | 0 |
| | City of NEW BERLIN Ward 18 | 0 | 0 |
| | City of NEW BERLIN Ward 19 | 1 | 1 |
| City of NEW BERLIN Ward 20 | 0 | 0 | |

WEC Canvass Reporting System

Ward by Ward Report

2022 Partisan Primary

| | | Total Votes Cast | SCATTERING |
|-----------------|----------------------------|---------------------|------------|
| WAUKESHA | City of NEW BERLIN Ward 21 | 0 | 0 |
| | County Totals: | 1 | 1 |
| | Office Totals: | 1 | 1 |

WEC Canvass Reporting System

Ward by Ward Report

2022 Partisan Primary

REPRESENTATIVE TO THE ASSEMBLY DISTRICT 16 - Constitution

| | Total Votes Cast | SCATTERING |
|--------------------------------------|---------------------|------------|
| MILWAUKEE City of MILWAUKEE Ward 102 | 0 | 0 |
| City of MILWAUKEE Ward 103 | 0 | 0 |
| City of MILWAUKEE Ward 104 | 0 | 0 |
| City of MILWAUKEE Ward 105 | 0 | 0 |
| City of MILWAUKEE Ward 106 | 0 | 0 |
| City of MILWAUKEE Ward 107 | 0 | 0 |
| City of MILWAUKEE Ward 134 | 0 | 0 |
| City of MILWAUKEE Ward 135 | 0 | 0 |
| City of MILWAUKEE Ward 137 | 0 | 0 |
| City of MILWAUKEE Ward 138 | 0 | 0 |
| City of MILWAUKEE Ward 139 | 0 | 0 |
| City of MILWAUKEE Ward 140 | 0 | 0 |
| City of MILWAUKEE Ward 142 | 0 | 0 |
| City of MILWAUKEE Ward 143 | 0 | 0 |
| City of MILWAUKEE Ward 144 | 0 | 0 |
| City of MILWAUKEE Ward 145 | 0 | 0 |
| City of MILWAUKEE Ward 146 | 0 | 0 |
| City of MILWAUKEE Ward 147 | 0 | 0 |
| City of MILWAUKEE Ward 148 | 0 | 0 |
| City of MILWAUKEE Ward 166 | 0 | 0 |
| City of MILWAUKEE Ward 167 | 0 | 0 |
| City of MILWAUKEE Ward 168 | 0 | 0 |
| City of MILWAUKEE Ward 169 | 0 | 0 |
| City of MILWAUKEE Ward 170 | 0 | 0 |
| City of MILWAUKEE Ward 171 | 0 | 0 |
| City of MILWAUKEE Ward 172 | 0 | 0 |
| City of MILWAUKEE Ward 173 | 0 | 0 |
| City of MILWAUKEE Ward 183 | 0 | 0 |
| City of MILWAUKEE Ward 184 | 0 | 0 |

WEC Canvass Reporting System

Ward by Ward Report

2022 Partisan Primary

| | Total Votes Cast | SCATTERING |
|---|---------------------|------------|
| MILWAUKEE City of MILWAUKEE Ward 185 | 0 | 0 |
| City of MILWAUKEE Ward 186 | 0 | 0 |
| City of MILWAUKEE Ward 187 | 0 | 0 |
| City of MILWAUKEE Ward 188 | 0 | 0 |
| City of MILWAUKEE Ward 196 | 0 | 0 |
| City of MILWAUKEE Ward 329 | 0 | 0 |
| City of MILWAUKEE Ward 331 | 0 | 0 |
| City of MILWAUKEE Ward 332 | 0 | 0 |
| City of MILWAUKEE Ward 335 | 0 | 0 |
| City of MILWAUKEE Ward 336 | 0 | 0 |
| City of MILWAUKEE Ward 353 | 0 | 0 |
| City of MILWAUKEE Ward 354 | 0 | 0 |
| County Totals: | 0 | 0 |
| Office Totals: | 0 | 0 |

WEC Canvass Reporting System

Ward by Ward Report

2022 Partisan Primary

REPRESENTATIVE TO THE ASSEMBLY DISTRICT 17 - Constitution

| | Total Votes Cast | SCATTERING |
|--|---------------------|------------|
| MILWAUKEE City of MILWAUKEE Ward 43 | 0 | 0 |
| City of MILWAUKEE Ward 61 | 0 | 0 |
| City of MILWAUKEE Ward 63 | 0 | 0 |
| City of MILWAUKEE Ward 64 | 0 | 0 |
| City of MILWAUKEE Ward 65 | 0 | 0 |
| City of MILWAUKEE Ward 66 | 0 | 0 |
| City of MILWAUKEE Ward 67 | 0 | 0 |
| City of MILWAUKEE Ward 68 | 0 | 0 |
| City of MILWAUKEE Ward 69 | 0 | 0 |
| City of MILWAUKEE Ward 70 | 0 | 0 |
| City of MILWAUKEE Ward 71 | 0 | 0 |
| City of MILWAUKEE Ward 72 | 0 | 0 |
| City of MILWAUKEE Ward 73 | 0 | 0 |
| City of MILWAUKEE Ward 74 | 0 | 0 |
| City of MILWAUKEE Ward 79 | 0 | 0 |
| City of MILWAUKEE Ward 80 | 0 | 0 |
| City of MILWAUKEE Ward 81 | 0 | 0 |
| City of MILWAUKEE Ward 83 | 0 | 0 |
| City of MILWAUKEE Ward 85 | 0 | 0 |
| City of MILWAUKEE Ward 86 | 0 | 0 |
| City of MILWAUKEE Ward 87 | 0 | 0 |
| City of MILWAUKEE Ward 88 | 0 | 0 |
| City of MILWAUKEE Ward 89 | 0 | 0 |
| City of MILWAUKEE Ward 90 | 0 | 0 |
| City of MILWAUKEE Ward 91 | 0 | 0 |
| City of MILWAUKEE Ward 92 | 0 | 0 |
| City of MILWAUKEE Ward 93 | 0 | 0 |
| City of MILWAUKEE Ward 94 | 1 | 1 |
| City of MILWAUKEE Ward 95 | 0 | 0 |

WEC Canvass Reporting System

Ward by Ward Report

2022 Partisan Primary

| | | Total Votes Cast | SCATTERING |
|------------------|----------------------------|---------------------|------------|
| MILWAUKEE | City of MILWAUKEE Ward 96 | 0 | 0 |
| | City of MILWAUKEE Ward 97 | 0 | 0 |
| | City of MILWAUKEE Ward 159 | 0 | 0 |
| | City of MILWAUKEE Ward 160 | 0 | 0 |
| | City of MILWAUKEE Ward 161 | 0 | 0 |
| | City of MILWAUKEE Ward 319 | 0 | 0 |
| | City of MILWAUKEE Ward 320 | 0 | 0 |
| | City of MILWAUKEE Ward 321 | 0 | 0 |
| | City of MILWAUKEE Ward 322 | 0 | 0 |
| | City of MILWAUKEE Ward 323 | 0 | 0 |
| | City of MILWAUKEE Ward 324 | 0 | 0 |
| | City of MILWAUKEE Ward 325 | 0 | 0 |
| | City of MILWAUKEE Ward 326 | 0 | 0 |
| | City of MILWAUKEE Ward 327 | 0 | 0 |
| | City of MILWAUKEE Ward 328 | 0 | 0 |
| | County Totals: | 1 | 1 |
| | Office Totals: | 1 | 1 |

WEC Canvass Reporting System

Ward by Ward Report

2022 Partisan Primary

REPRESENTATIVE TO THE ASSEMBLY DISTRICT 18 - Constitution

| | | Total Votes Cast | SCATTERING |
|------------------|----------------------------|---------------------|------------|
| MILWAUKEE | City of MILWAUKEE Ward 62 | 0 | 0 |
| | City of MILWAUKEE Ward 84 | 0 | 0 |
| | City of MILWAUKEE Ward 98 | 0 | 0 |
| | City of MILWAUKEE Ward 99 | 0 | 0 |
| | City of MILWAUKEE Ward 100 | 0 | 0 |
| | City of MILWAUKEE Ward 101 | 0 | 0 |
| | City of MILWAUKEE Ward 149 | 0 | 0 |
| | City of MILWAUKEE Ward 150 | 0 | 0 |
| | City of MILWAUKEE Ward 151 | 0 | 0 |
| | City of MILWAUKEE Ward 152 | 0 | 0 |
| | City of MILWAUKEE Ward 153 | 0 | 0 |
| | City of MILWAUKEE Ward 154 | 0 | 0 |
| | City of MILWAUKEE Ward 155 | 0 | 0 |
| | City of MILWAUKEE Ward 157 | 0 | 0 |
| | City of MILWAUKEE Ward 163 | 0 | 0 |
| | City of MILWAUKEE Ward 164 | 0 | 0 |
| | City of MILWAUKEE Ward 165 | 1 | 1 |
| | City of MILWAUKEE Ward 189 | 0 | 0 |
| | City of MILWAUKEE Ward 190 | 0 | 0 |
| | City of MILWAUKEE Ward 191 | 0 | 0 |
| | City of MILWAUKEE Ward 192 | 0 | 0 |
| | City of MILWAUKEE Ward 193 | 0 | 0 |
| | City of MILWAUKEE Ward 194 | 0 | 0 |
| | City of MILWAUKEE Ward 195 | 0 | 0 |
| | City of MILWAUKEE Ward 197 | 0 | 0 |
| | City of MILWAUKEE Ward 198 | 0 | 0 |
| | City of MILWAUKEE Ward 199 | 0 | 0 |
| | City of MILWAUKEE Ward 200 | 0 | 0 |
| | City of MILWAUKEE Ward 209 | 0 | 0 |

WEC Canvass Reporting System

Ward by Ward Report

2022 Partisan Primary

| | | Total Votes Cast | SCATTERING |
|------------------|----------------------------|---------------------|------------|
| MILWAUKEE | City of MILWAUKEE Ward 333 | 0 | 0 |
| | City of MILWAUKEE Ward 334 | 0 | 0 |
| | City of WAUWATOSA Ward 2B | 0 | 0 |
| | City of WAUWATOSA Ward 3 | 0 | 0 |
| | City of WAUWATOSA Ward 4A | 0 | 0 |
| | City of WAUWATOSA Ward 6B | 0 | 0 |
| | City of WAUWATOSA Ward 10 | 0 | 0 |
| | City of WAUWATOSA Ward 11 | 0 | 0 |
| | City of WAUWATOSA Ward 12B | 0 | 0 |
| | County Totals: | 1 | 1 |
| | Office Totals: | 1 | 1 |

WEC Canvass Reporting System

Ward by Ward Report

2022 Partisan Primary

REPRESENTATIVE TO THE ASSEMBLY DISTRICT 19 - Constitution

| | Total Votes Cast | SCATTERING |
|---|---------------------|------------|
| MILWAUKEE City of MILWAUKEE Ward 122 | 0 | 0 |
| City of MILWAUKEE Ward 123 | 0 | 0 |
| City of MILWAUKEE Ward 124 | 0 | 0 |
| City of MILWAUKEE Ward 125 | 0 | 0 |
| City of MILWAUKEE Ward 126 | 0 | 0 |
| City of MILWAUKEE Ward 127 | 0 | 0 |
| City of MILWAUKEE Ward 128 | 0 | 0 |
| City of MILWAUKEE Ward 129 | 0 | 0 |
| City of MILWAUKEE Ward 130 | 0 | 0 |
| City of MILWAUKEE Ward 131 | 0 | 0 |
| City of MILWAUKEE Ward 132 | 0 | 0 |
| City of MILWAUKEE Ward 133 | 0 | 0 |
| City of MILWAUKEE Ward 141 | 0 | 0 |
| City of MILWAUKEE Ward 156 | 0 | 0 |
| City of MILWAUKEE Ward 158 | 0 | 0 |
| City of MILWAUKEE Ward 162 | 0 | 0 |
| City of MILWAUKEE Ward 174 | 0 | 0 |
| City of MILWAUKEE Ward 175 | 0 | 0 |
| City of MILWAUKEE Ward 176 | 0 | 0 |
| City of MILWAUKEE Ward 177 | 0 | 0 |
| City of MILWAUKEE Ward 178 | 0 | 0 |
| City of MILWAUKEE Ward 179 | 0 | 0 |
| City of MILWAUKEE Ward 180 | 0 | 0 |
| City of MILWAUKEE Ward 181 | 0 | 0 |
| City of MILWAUKEE Ward 182 | 0 | 0 |
| City of MILWAUKEE Ward 236 | 0 | 0 |
| City of MILWAUKEE Ward 237 | 0 | 0 |
| City of MILWAUKEE Ward 238 | 0 | 0 |
| City of MILWAUKEE Ward 239 | 0 | 0 |

WEC Canvass Reporting System

Ward by Ward Report

2022 Partisan Primary

| | | Total Votes Cast | SCATTERING |
|------------------|----------------------------|---------------------|------------|
| MILWAUKEE | City of MILWAUKEE Ward 241 | 0 | 0 |
| | City of MILWAUKEE Ward 340 | 0 | 0 |
| | City of MILWAUKEE Ward 341 | 0 | 0 |
| | County Totals: | 0 | 0 |
| | Office Totals: | 0 | 0 |

WEC Canvass Reporting System

Ward by Ward Report

2022 Partisan Primary

REPRESENTATIVE TO THE ASSEMBLY DISTRICT 20 - Constitution

| | Total Votes Cast | SCATTERING |
|------------------------------------|---------------------|------------|
| MILWAUKEE City of CUDAHY Wards 1-3 | 0 | 0 |
| City of CUDAHY Wards 4-6 | 0 | 0 |
| City of CUDAHY Wards 7-9 | 0 | 0 |
| City of CUDAHY Wards 10-12 | 0 | 0 |
| City of CUDAHY Wards 13-15 | 0 | 0 |
| City of MILWAUKEE Ward 240 | 0 | 0 |
| City of MILWAUKEE Ward 281 | 0 | 0 |
| City of MILWAUKEE Ward 282 | 0 | 0 |
| City of MILWAUKEE Ward 284 | 0 | 0 |
| City of MILWAUKEE Ward 285 | 0 | 0 |
| City of MILWAUKEE Ward 286 | 0 | 0 |
| City of MILWAUKEE Ward 287 | 0 | 0 |
| City of MILWAUKEE Ward 288 | 0 | 0 |
| City of MILWAUKEE Ward 289 | 0 | 0 |
| City of MILWAUKEE Ward 290 | 0 | 0 |
| City of MILWAUKEE Ward 291 | 0 | 0 |
| City of MILWAUKEE Ward 292 | 0 | 0 |
| City of MILWAUKEE Ward 293 | 0 | 0 |
| City of MILWAUKEE Ward 300 | 0 | 0 |
| City of MILWAUKEE Ward 301 | 0 | 0 |
| City of MILWAUKEE Ward 302 | 0 | 0 |
| City of MILWAUKEE Ward 303 | 0 | 0 |
| City of MILWAUKEE Ward 304 | 0 | 0 |
| City of MILWAUKEE Ward 313 | 0 | 0 |
| City of MILWAUKEE Ward 314 | 0 | 0 |
| City of MILWAUKEE Ward 347 | 0 | 0 |
| City of MILWAUKEE Ward 348 | 0 | 0 |
| City of MILWAUKEE Ward 352 | 0 | 0 |
| City of ST. FRANCIS Wards 1-4 | 0 | 0 |

WEC Canvass Reporting System

Ward by Ward Report

2022 Partisan Primary

| | | Total Votes Cast | SCATTERING |
|------------------|--------------------------------|---------------------|------------|
| MILWAUKEE | City of ST. FRANCIS Wards 5-8 | 0 | 0 |
| | City of ST. FRANCIS Wards 9-12 | 0 | 0 |
| | County Totals: | 0 | 0 |
| | Office Totals: | 0 | 0 |

WEC Canvass Reporting System

Ward by Ward Report

2022 Partisan Primary

REPRESENTATIVE TO THE ASSEMBLY DISTRICT 21 - Constitution

| | | Total Votes Cast | SCATTERING |
|------------------|-------------------------------------|---------------------|------------|
| MILWAUKEE | City of FRANKLIN Ward 1A | 0 | 0 |
| | City of FRANKLIN Ward 12B | 0 | 0 |
| | City of FRANKLIN Ward 15C | 0 | 0 |
| | City of FRANKLIN Ward 15A | 0 | 0 |
| | City of OAK CREEK Ward 1 | 0 | 0 |
| | City of OAK CREEK Ward 2 | 0 | 0 |
| | City of OAK CREEK Ward 3 | 0 | 0 |
| | City of OAK CREEK Ward 4 | 0 | 0 |
| | City of OAK CREEK Ward 5 | 0 | 0 |
| | City of OAK CREEK Ward 6 | 0 | 0 |
| | City of OAK CREEK Ward 7 | 0 | 0 |
| | City of OAK CREEK Ward 8 | 0 | 0 |
| | City of OAK CREEK Ward 9 | 0 | 0 |
| | City of OAK CREEK Ward 10 | 0 | 0 |
| | City of OAK CREEK Ward 11 | 0 | 0 |
| | City of OAK CREEK Ward 12 | 0 | 0 |
| | City of OAK CREEK Ward 13 | 0 | 0 |
| | City of OAK CREEK Ward 14 | 0 | 0 |
| | City of OAK CREEK Ward 15 | 0 | 0 |
| | City of OAK CREEK Ward 16 | 0 | 0 |
| | City of OAK CREEK Ward 17 | 0 | 0 |
| | City of OAK CREEK Ward 18 | 0 | 0 |
| | City of SOUTH MILWAUKEE Wards 1-4 | 0 | 0 |
| | City of SOUTH MILWAUKEE Wards 5-8 | 0 | 0 |
| | City of SOUTH MILWAUKEE Wards 9-12 | 0 | 0 |
| | City of SOUTH MILWAUKEE Wards 13-16 | 0 | 0 |
| | County Totals: | 0 | 0 |
| | Office Totals: | 0 | 0 |

WEC Canvass Reporting System

Ward by Ward Report

2022 Partisan Primary

REPRESENTATIVE TO THE ASSEMBLY DISTRICT 22 - Constitution

| | | Total Votes Cast | SCATTERING |
|-------------------|------------------------------------|---------------------|------------|
| WASHINGTON | Town of ERIN Wards 1-5 | 0 | 0 |
| | Village of RICHFIELD Wards 1-2 | 0 | 0 |
| | Village of RICHFIELD Wards 3-4 | 0 | 0 |
| | Village of RICHFIELD Wards 5-6 | 0 | 0 |
| | Village of RICHFIELD Wards 7-9 | 0 | 0 |
| | County Totals: | 0 | 0 |
| WAUKESHA | Town of LISBON Wards 1,7 | 0 | 0 |
| | Town of LISBON Wards 2-3 | 0 | 0 |
| | Village of BUTLER Wards 1-3 | 0 | 0 |
| | Village of LANNON Wards 1-2 | 0 | 0 |
| | Village of MENOMONEE FALLS Ward 8 | 0 | 0 |
| | Village of MENOMONEE FALLS Ward 10 | 0 | 0 |
| | Village of MENOMONEE FALLS Ward 12 | 0 | 0 |
| | Village of MENOMONEE FALLS Ward 13 | 0 | 0 |
| | Village of MENOMONEE FALLS Ward 14 | 0 | 0 |
| | Village of MENOMONEE FALLS Ward 15 | 0 | 0 |
| | Village of MENOMONEE FALLS Ward 16 | 0 | 0 |
| | Village of MENOMONEE FALLS Ward 17 | 0 | 0 |
| | Village of MENOMONEE FALLS Ward 18 | 0 | 0 |
| | Village of MENOMONEE FALLS Ward 19 | 0 | 0 |
| | Village of MENOMONEE FALLS Ward 20 | 0 | 0 |
| | Village of MENOMONEE FALLS Ward 21 | 0 | 0 |
| | Village of MENOMONEE FALLS Ward 22 | 0 | 0 |
| | Village of MENOMONEE FALLS Ward 23 | 0 | 0 |
| | Village of MENOMONEE FALLS Ward 24 | 0 | 0 |
| | Village of MENOMONEE FALLS Ward 25 | 0 | 0 |
| | Village of MENOMONEE FALLS Ward 26 | 0 | 0 |
| | Village of SUSSEX Wards 1-2 | 0 | 0 |
| | Village of SUSSEX Wards 3-4,8,11 | 0 | 0 |

WEC Canvass Reporting System

Ward by Ward Report

2022 Partisan Primary

| | | Total Votes Cast | SCATTERING |
|-----------------|-----------------------------|---------------------|------------|
| WAUKESHA | Village of SUSSEX Ward 5 | 0 | 0 |
| | Village of SUSSEX Wards 6-7 | 0 | 0 |
| | CITY OF MILWAUKEE Ward 317 | 0 | 0 |
| | County Totals: | 0 | 0 |
| | Office Totals: | 0 | 0 |

WEC Canvass Reporting System

Ward by Ward Report

2022 Partisan Primary

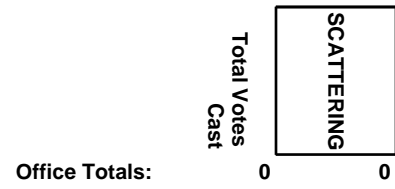
REPRESENTATIVE TO THE ASSEMBLY DISTRICT 23 - Constitution

| | | Total Votes Cast | SCATTERING |
|-------------------------------------|-------------------------------------|---------------------|------------|
| MILWAUKEE | Village of BAYSIDE Wards 1,3 | 0 | 0 |
| | Village of BAYSIDE Wards 2,4 | 0 | 0 |
| | Village of BAYSIDE Ward 5 | 0 | 0 |
| | Village of BROWN DEER Wards 1-2 | 0 | 0 |
| | Village of BROWN DEER Wards 4,7 | 0 | 0 |
| | Village of BROWN DEER Wards 5-6 | 0 | 0 |
| | Village of FOX POINT Wards 1-4 | 0 | 0 |
| | Village of FOX POINT Wards 5-9 | 0 | 0 |
| | Village of RIVER HILLS Wards 1,2 | 0 | 0 |
| | Village of WHITEFISH BAY Wards 1-2 | 0 | 0 |
| | Village of WHITEFISH BAY Wards 3-4 | 0 | 0 |
| | Village of WHITEFISH BAY Wards 5-6 | 0 | 0 |
| | Village of WHITEFISH BAY Ward 7 | 0 | 0 |
| | Village of WHITEFISH BAY Wards 8,10 | 0 | 0 |
| Village of WHITEFISH BAY Wards 9,11 | 0 | 0 | |
| Village of WHITEFISH BAY Ward 12 | 0 | 0 | |
| County Totals: | | 0 | 0 |
| OZAUKEE | VILLAGE OF BAYSIDE Ward 6 | 0 | 0 |
| | Village of THIENSVILLE Wards 1-2 | 0 | 0 |
| | Village of THIENSVILLE Wards 3-4 | 0 | 0 |
| | City of MEQUON Ward 2A | 0 | 0 |
| | City of MEQUON Ward 5 | 0 | 0 |
| | City of MEQUON Wards 7,8 | 0 | 0 |
| | City of MEQUON Wards 9,11 | 0 | 0 |
| | City of MEQUON Ward 13 | 0 | 0 |
| | City of MEQUON Wards 14-16 | 0 | 0 |
| | City of MEQUON Wards 17-18 | 0 | 0 |
| City of MEQUON Wards 19-20 | 0 | 0 | |
| County Totals: | | 0 | 0 |

WEC Canvass Reporting System

Ward by Ward Report

2022 Partisan Primary



WEC Canvass Reporting System

Ward by Ward Report

2022 Partisan Primary

REPRESENTATIVE TO THE ASSEMBLY DISTRICT 24 - Constitution

| | | Total Votes Cast | SCATTERING |
|-----------------------|-----------------------------------|---------------------|------------|
| OZAUKEE | Town of GRAFTON Wards 1-2,5 | 0 | 0 |
| | Town of GRAFTON Wards 3-4,6 | 0 | 0 |
| | Village of GRAFTON Wards 1-2 | 0 | 0 |
| | Village of GRAFTON Wards 3-4 | 0 | 0 |
| | Village of GRAFTON Wards 5-6 | 0 | 0 |
| | Village of GRAFTON Wards 7-8 | 0 | 0 |
| | Village of GRAFTON Wards 9-10 | 0 | 0 |
| | Village of GRAFTON Wards 11-12 | 0 | 0 |
| | Village of GRAFTON Wards 13-14 | 0 | 0 |
| | City of MEQUON Wards 1-3 | 0 | 0 |
| | City of MEQUON Ward 4 | 0 | 0 |
| | City of MEQUON Ward 6 | 0 | 0 |
| | City of MEQUON Wards 10,11A | 0 | 0 |
| | City of MEQUON Ward 12 | 0 | 0 |
| | City of PORT WASHINGTON Ward 8 | 0 | 0 |
| County Totals: | 0 | 0 | |
| WASHINGTON | Town of GERMANTOWN Ward 1 | 0 | 0 |
| | Village of GERMANTOWN Wards 1-4 | 0 | 0 |
| | Village of GERMANTOWN Wards 5-8 | 0 | 0 |
| | Village of GERMANTOWN Wards 9-11 | 0 | 0 |
| | Village of GERMANTOWN Wards 12-14 | 0 | 0 |
| | CITY OF MILWAUKEE Ward 316 | 0 | 0 |
| County Totals: | 0 | 0 | |
| WAUKESHA | Village of MENOMONEE FALLS Ward 1 | 0 | 0 |
| | Village of MENOMONEE FALLS Ward 2 | 0 | 0 |
| | Village of MENOMONEE FALLS Ward 3 | 0 | 0 |
| | Village of MENOMONEE FALLS Ward 4 | 0 | 0 |
| | Village of MENOMONEE FALLS Ward 5 | 0 | 0 |
| | Village of MENOMONEE FALLS Ward 6 | 0 | 0 |

WEC Canvass Reporting System

Ward by Ward Report

2022 Partisan Primary

| | | Total Votes Cast | SCATTERING |
|-----------------|------------------------------------|---------------------|------------|
| WAUKESHA | Village of MENOMONEE FALLS Ward 7 | 0 | 0 |
| | Village of MENOMONEE FALLS Ward 9 | 0 | 0 |
| | Village of MENOMONEE FALLS Ward 11 | 0 | 0 |
| | County Totals: | 0 | 0 |
| | Office Totals: | 0 | 0 |

WEC Canvass Reporting System

Ward by Ward Report

2022 Partisan Primary

REPRESENTATIVE TO THE ASSEMBLY DISTRICT 25 - Constitution

| | | Total Votes Cast | SCATTERING |
|------------------|--|---------------------|------------|
| CALUMET | Town of CHARLESTOWN Ward 1 | 0 | 0 |
| | City of CHILTON Wards 1-5 | 0 | 0 |
| | County Totals: | 0 | 0 |
| MANITOWOC | Town of CATO Wards 1-3 | 1 | 1 |
| | Town of CENTERVILLE Ward 1 | 0 | 0 |
| | Town of EATON Ward 1 | 0 | 0 |
| | Town of FRANKLIN Wards 1-3 | 0 | 0 |
| | Town of KOSSUTH Wards 1-3 | 0 | 0 |
| | Town of LIBERTY Wards 1-2 | 1 | 1 |
| | Town of MANITOWOC Wards 1-2 | 0 | 0 |
| | Town of MANITOWOC RAPIDS Wards 1,2,3,4 | 0 | 0 |
| | Town of NEWTON Wards 1-3 | 0 | 0 |
| | Town of ROCKLAND Wards 1-2 | 0 | 0 |
| | Village of CLEVELAND Wards 1-2 | 0 | 0 |
| | Village of FRANCIS CREEK Ward 1 | 0 | 0 |
| | Village of KELLNERSVILLE Ward 1 | 0 | 0 |
| | Village of REEDSVILLE Wards 1-2 | 0 | 0 |
| | Village of ST. NAZIANZ Ward 1 | 0 | 0 |
| | Village of VALDERS Ward 1 | 0 | 0 |
| | Village of WHITELAW Ward 1 | 0 | 0 |
| | City of MANITOWOC Wards 1-2 | 0 | 0 |
| | City of MANITOWOC Wards 3,4 | 0 | 0 |
| | City of MANITOWOC Wards 5-6 | 0 | 0 |
| | City of MANITOWOC Wards 7-8 | 0 | 0 |
| | City of MANITOWOC Wards 9,10 | 0 | 0 |
| | City of MANITOWOC Wards 11-12 | 0 | 0 |
| | City of MANITOWOC Wards 13-14,23 | 0 | 0 |
| | City of MANITOWOC Wards 15-16 | 0 | 0 |
| | City of MANITOWOC Wards 17-18,21-22 | 0 | 0 |

WEC Canvass Reporting System

Ward by Ward Report

2022 Partisan Primary

| | | Total Votes Cast | SCATTERING |
|------------------|-------------------------------|---------------------|------------|
| MANITOWOC | City of MANITOWOC Wards 19,20 | 0 | 0 |
| | County Totals: | 2 | 2 |
| | Office Totals: | 2 | 2 |

WEC Canvass Reporting System

Ward by Ward Report

2022 Partisan Primary

REPRESENTATIVE TO THE ASSEMBLY DISTRICT 26 - Constitution

| | | Total Votes Cast | SCATTERING |
|------------------|------------------------------------|---------------------|------------|
| SHEBOYGAN | Town of HOLLAND Wards 1-3 | 0 | 0 |
| | Town of LIMA Wards 1-4 | 0 | 0 |
| | Town of LYNDON Wards 1-3 | 0 | 0 |
| | Town of SHERMAN Wards 1-2 | 0 | 0 |
| | Town of WILSON Wards 1-4 | 0 | 0 |
| | Village of ADELL Ward 1 | 0 | 0 |
| | Village of CASCADE Ward 1 | 0 | 0 |
| | Village of CEDAR GROVE Wards 1-3 | 0 | 0 |
| | Village of OOSTBURG Wards 1-4 | 0 | 0 |
| | Village of RANDOM LAKE Wards 1-2 | 0 | 0 |
| | Village of WALDO Ward 1 | 0 | 0 |
| | City of SHEBOYGAN Ward 6 | 0 | 0 |
| | City of SHEBOYGAN Ward 9 | 0 | 0 |
| | City of SHEBOYGAN Ward 10 | 0 | 0 |
| | City of SHEBOYGAN Ward 11 | 0 | 0 |
| | City of SHEBOYGAN Ward 12 | 0 | 0 |
| | City of SHEBOYGAN Ward 13 | 0 | 0 |
| | City of SHEBOYGAN Ward 14 | 0 | 0 |
| | City of SHEBOYGAN Ward 15 | 0 | 0 |
| | City of SHEBOYGAN Ward 16 | 0 | 0 |
| | City of SHEBOYGAN Ward 17 | 0 | 0 |
| | City of SHEBOYGAN Ward 18 | 0 | 0 |
| | City of SHEBOYGAN Ward 19 | 0 | 0 |
| | City of SHEBOYGAN Ward 20 | 0 | 0 |
| | City of SHEBOYGAN FALLS Wards 1-10 | 0 | 0 |
| | County Totals: | 0 | 0 |
| | Office Totals: | 0 | 0 |

WEC Canvass Reporting System

Ward by Ward Report

2022 Partisan Primary

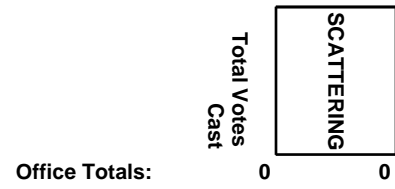
REPRESENTATIVE TO THE ASSEMBLY DISTRICT 27 - Constitution

| | | Total Votes Cast | SCATTERING |
|------------------|------------------------------------|---------------------|------------|
| CALUMET | CITY OF KIEL Ward 7 | 0 | 0 |
| | County Totals: | 0 | 0 |
| MANITOWOC | Town of MEEME Wards 1-2 | 0 | 0 |
| | Town of SCHLESWIG Wards 1-2 | 0 | 0 |
| | City of KIEL Wards 1-6 | 0 | 0 |
| | County Totals: | 0 | 0 |
| SHEBOYGAN | Town of HERMAN Wards 1-3 | 0 | 0 |
| | Town of MOSEL Ward 1 | 0 | 0 |
| | Town of PLYMOUTH Wards 1-4 | 0 | 0 |
| | Town of RHINE Wards 1-3 | 0 | 0 |
| | Town of SHEBOYGAN Wards 1-10 | 0 | 0 |
| | Town of SHEBOYGAN FALLS Wards 1-3 | 0 | 0 |
| | Village of ELKHART LAKE Ward 1 | 0 | 0 |
| | Village of GLENBEULAH Ward 1 | 0 | 0 |
| | Village of HOWARDS GROVE Wards 1-4 | 0 | 0 |
| | Village of KOHLER Wards 1-3 | 0 | 0 |
| | City of PLYMOUTH Wards 1-12 | 0 | 0 |
| | City of SHEBOYGAN Ward 1 | 0 | 0 |
| | City of SHEBOYGAN Ward 2 | 0 | 0 |
| | City of SHEBOYGAN Ward 3 | 0 | 0 |
| | City of SHEBOYGAN Ward 4 | 0 | 0 |
| | City of SHEBOYGAN Ward 5 | 0 | 0 |
| | City of SHEBOYGAN Ward 7 | 0 | 0 |
| | City of SHEBOYGAN Ward 8 | 0 | 0 |
| | City of SHEBOYGAN Ward 21 | 0 | 0 |
| | City of SHEBOYGAN Ward 22 | 0 | 0 |
| | City of SHEBOYGAN Ward 23 | 0 | 0 |
| | County Totals: | 0 | 0 |

WEC Canvass Reporting System

Ward by Ward Report

2022 Partisan Primary



WEC Canvass Reporting System

Ward by Ward Report

2022 Partisan Primary

REPRESENTATIVE TO THE ASSEMBLY DISTRICT 28 - Constitution

| | Total Votes Cast | SCATTERING |
|-------------------------------------|---------------------|------------|
| POLK Town of ALDEN Wards 1-4 | 0 | 0 |
| Town of APPLE RIVER Wards 1-2 | 0 | 0 |
| Town of BALSAM LAKE Wards 1-2 | 0 | 0 |
| Town of BEAVER Ward 1 | 0 | 0 |
| Town of BLACK BROOK Wards 1-2 | 0 | 0 |
| Town of BONE LAKE Ward 1 | 0 | 0 |
| Town of CLAM FALLS Ward 1 | 0 | 0 |
| Town of CLAYTON Ward 1 | 0 | 0 |
| Town of EUREKA Wards 1-2 | 0 | 0 |
| Town of FARMINGTON Wards 1-3 | 0 | 0 |
| Town of GARFIELD Wards 1,2 | 0 | 0 |
| Town of GEORGETOWN Wards 1-2 | 0 | 0 |
| Town of JOHNSTOWN Ward 1 | 0 | 0 |
| Town of LAKETOWN Ward 1 | 0 | 0 |
| Town of LINCOLN Wards 1-4 | 0 | 0 |
| Town of LORAIN Ward 1 | 0 | 0 |
| Town of LUCK Wards 1-2 | 0 | 0 |
| Town of MCKINLEY Ward 1 | 0 | 0 |
| Town of MILLTOWN Wards 1-2 | 0 | 0 |
| Town of OSCEOLA Wards 1-5 | 0 | 0 |
| Town of ST. CROIX FALLS Wards 1-3 | 0 | 0 |
| Town of STERLING Ward 1 | 0 | 0 |
| Town of WEST SWEDEN Ward 1 | 0 | 0 |
| Village of BALSAM LAKE Ward 1 | 0 | 0 |
| Village of CENTURIA Ward 1 | 0 | 0 |
| Village of CLAYTON Ward 1 | 0 | 0 |
| Village of DRESSER Ward 1 | 0 | 0 |
| Village of FREDERIC Wards 1-2 | 0 | 0 |
| Village of LUCK Wards 1-2 | 0 | 0 |

WEC Canvass Reporting System

Ward by Ward Report

2022 Partisan Primary

| | | Total Votes Cast | SCATTERING |
|-----------------------|-----------------------------------|---------------------|------------|
| POLK | Village of MILLTOWN Ward 1 | 0 | 0 |
| | Village of OSCEOLA Wards 1-3 | 0 | 0 |
| | City of AMERY Wards 1-5 | 0 | 0 |
| | City of ST. CROIX FALLS Wards 1-4 | 0 | 0 |
| | County Totals: | 0 | 0 |
| ST. CROIX | Town of STAR PRAIRIE Wards 1-6 | 0 | 0 |
| | Village of SOMERSET Wards 1-4 | 0 | 0 |
| | City of NEW RICHMOND Wards 1-6 | 0 | 0 |
| | City of NEW RICHMOND Wards 7-12 | 0 | 0 |
| | County Totals: | 0 | 0 |
| Office Totals: | | 0 | 0 |

WEC Canvass Reporting System

Ward by Ward Report

2022 Partisan Primary

REPRESENTATIVE TO THE ASSEMBLY DISTRICT 29 - Constitution

| | Total Votes Cast | SCATTERING |
|---------------------------------|---------------------|------------|
| DUNN | | |
| Town of COLFAX Wards 1-3 | 0 | 0 |
| Town of ELK MOUND Wards 1-3 | 0 | 0 |
| Town of HAY RIVER Wards 1-2 | 0 | 0 |
| Town of LUCAS Ward 1 | 0 | 0 |
| Town of MENOMONIE Wards 1-5 | 0 | 0 |
| Town of NEW HAVEN Ward 1 | 0 | 0 |
| Town of RED CEDAR Wards 1-4 | 0 | 0 |
| Town of SHERIDAN Ward 1 | 0 | 0 |
| Town of SHERMAN Wards 1-2 | 0 | 0 |
| Town of STANTON Ward 1 | 0 | 0 |
| Town of TAINTER Wards 1-4 | 0 | 0 |
| Town of TIFFANY Wards 1-2 | 0 | 0 |
| Town of WILSON Ward 1 | 0 | 0 |
| Village of BOYCEVILLE Wards 1-2 | 0 | 0 |
| Village of COLFAX Wards 1-2 | 0 | 0 |
| Village of DOWNING Ward 1 | 0 | 0 |
| Village of ELK MOUND Ward 1 | 0 | 0 |
| Village of KNAPP Ward 1 | 0 | 0 |
| Village of RIDGELAND Ward 1 | 0 | 0 |
| Village of WHEELER Ward 1 | 0 | 0 |
| City of MENOMONIE Wards 1-2 | 0 | 0 |
| City of MENOMONIE Wards 3-4 | 0 | 0 |
| City of MENOMONIE Wards 5,7 | 0 | 0 |
| City of MENOMONIE Ward 6 | 0 | 0 |
| City of MENOMONIE Wards 8-9 | 0 | 0 |
| City of MENOMONIE Wards 10-11 | 0 | 0 |
| County Totals: | 0 | 0 |
| POLK | | |
| Town of CLEAR LAKE Ward 1 | 0 | 0 |
| Village of CLEAR LAKE Wards 1-2 | 0 | 0 |

WEC Canvass Reporting System

Ward by Ward Report

2022 Partisan Primary

| | | Total Votes Cast | SCATTERING |
|------------------|---------------------------------|---------------------|------------|
| POLK | County Totals: | 0 | 0 |
| ST. CROIX | Town of BALDWIN Wards 1-2 | 0 | 0 |
| | Town of CADY Ward 1 | 0 | 0 |
| | Town of CYLON Ward 1 | 0 | 0 |
| | Town of EMERALD Ward 1 | 0 | 0 |
| | Town of FOREST Ward 1 | 0 | 0 |
| | Town of GLENWOOD Ward 1 | 0 | 0 |
| | Town of HAMMOND Wards 1-3 | 0 | 0 |
| | Town of SPRINGFIELD Ward 1 | 0 | 0 |
| | Town of STANTON Wards 1-2 | 0 | 0 |
| | Village of BALDWIN Wards 1-6 | 0 | 0 |
| | Village of DEER PARK Ward 1 | 0 | 0 |
| | Village of HAMMOND Wards 1-4 | 0 | 0 |
| | Village of STAR PRAIRIE Ward 1 | 0 | 0 |
| | Village of WILSON Ward 1 | 0 | 0 |
| | Village of WOODVILLE Wards 1-2 | 0 | 0 |
| | City of GLENWOOD CITY Wards 1-2 | 0 | 0 |
| | County Totals: | 0 | 0 |
| | Office Totals: | 0 | 0 |

WEC Canvass Reporting System

Ward by Ward Report

2022 Partisan Primary

REPRESENTATIVE TO THE ASSEMBLY DISTRICT 30 - Constitution

| | | Total Votes Cast | SCATTERING |
|------------------|-----------------------------------|---------------------|------------|
| PIERCE | Town of CLIFTON Wards 1-4 | 0 | 0 |
| | County Totals: | 0 | 0 |
| ST. CROIX | Town of EAU GALLE Wards 1-2 | 0 | 0 |
| | Town of ERIN PRAIRIE Ward 1 | 0 | 0 |
| | Town of HUDSON Wards 1-14 | 0 | 0 |
| | Town of KINNICKINNIC Wards 1-3 | 0 | 0 |
| | Town of PLEASANT VALLEY Ward 1 | 0 | 0 |
| | Town of RICHMOND Wards 1-6 | 0 | 0 |
| | Town of RUSH RIVER Ward 1 | 0 | 0 |
| | Town of ST. JOSEPH Wards 1-6 | 0 | 0 |
| | Town of SOMERSET Wards 1-6 | 0 | 0 |
| | Town of TROY Wards 1-8 | 0 | 0 |
| | Town of WARREN Wards 1-3 | 0 | 0 |
| | Village of NORTH HUDSON Wards 1-6 | 0 | 0 |
| | Village of ROBERTS Wards 1-4 | 0 | 0 |
| | City of HUDSON Wards 1-2 | 0 | 0 |
| | City of HUDSON Wards 3-4 | 0 | 0 |
| | City of HUDSON Wards 5-6 | 0 | 0 |
| | City of HUDSON Wards 7-8 | 0 | 0 |
| | City of HUDSON Wards 9-10 | 0 | 0 |
| | City of HUDSON Wards 11-12 | 0 | 0 |
| | CITY OF RIVER FALLS Wards 1-5 | 0 | 0 |
| | County Totals: | 0 | 0 |
| | Office Totals: | 0 | 0 |

WEC Canvass Reporting System

Ward by Ward Report

2022 Partisan Primary

REPRESENTATIVE TO THE ASSEMBLY DISTRICT 31 - Constitution

| | Total Votes Cast | SCATTERING |
|----------------------------------|---------------------|------------|
| ROCK | | |
| Town of BELOIT Ward 4 | 0 | 0 |
| Town of BELOIT Ward 5 | 0 | 0 |
| Town of BELOIT Ward 8 | 0 | 0 |
| Town of BELOIT Wards 9-12 | 0 | 0 |
| Town of BELOIT Ward 13 | 0 | 0 |
| Town of BRADFORD Wards 1-2 | 0 | 0 |
| Town of CLINTON Ward 1 | 0 | 0 |
| Town of JOHNSTOWN Ward 1 | 0 | 0 |
| Town of LA PRAIRIE Ward 1 | 0 | 0 |
| Town of LA PRAIRIE Ward 2 | 0 | 0 |
| Town of TURTLE Ward 1 | 0 | 0 |
| Town of TURTLE Wards 2-4 | 0 | 0 |
| Village of CLINTON Wards 1-3 | 0 | 0 |
| City of BELOIT Ward 18 | 0 | 0 |
| City of BELOIT Ward 19 | 0 | 0 |
| City of BELOIT Ward 20 | 0 | 0 |
| City of BELOIT Ward 22 | 0 | 0 |
| City of BELOIT Ward 23 | 0 | 0 |
| City of BELOIT Ward 25 | 0 | 0 |
| City of BELOIT Ward 29 | 0 | 0 |
| City of JANESVILLE Ward 13 | 0 | 0 |
| County Totals: | 0 | 0 |
| WALWORTH | | |
| Town of DARIEN Wards 1-3 | 0 | 0 |
| Town of LAFAYETTE Wards 1-3 | 0 | 0 |
| Town of LA GRANGE Wards 1-3 | 0 | 0 |
| Town of RICHMOND Wards 1-3 | 0 | 0 |
| Town of SPRING PRAIRIE Wards 1-4 | 0 | 0 |
| Town of SUGAR CREEK Wards 1-7 | 0 | 0 |
| Town of WHITEWATER Wards 1-3 | 0 | 0 |

WEC Canvass Reporting System

Ward by Ward Report

2022 Partisan Primary

| | | Total Votes Cast | SCATTERING |
|-----------------|-----------------------------------|---------------------|------------|
| WALWORTH | Village of DARIEN Wards 1-2 | 0 | 0 |
| | City of ELKHORN Wards 1-7 | 0 | 0 |
| | City of WHITEWATER Wards 1-3 | 0 | 0 |
| | City of WHITEWATER Wards 4-5,9-10 | 0 | 0 |
| | City of WHITEWATER Wards 6-8 | 0 | 0 |
| | County Totals: | 0 | 0 |
| | Office Totals: | 0 | 0 |

WEC Canvass Reporting System

Ward by Ward Report

2022 Partisan Primary

REPRESENTATIVE TO THE ASSEMBLY DISTRICT 32 - Constitution

| | | Total Votes Cast | SCATTERING |
|-----------------------|-----------------------------------|---------------------|------------|
| KENOSHA | Town of WHEATLAND Wards 1,2,3,4,5 | 0 | 0 |
| | VILLAGE OF GENOA CITY Ward 6 | 0 | 0 |
| | County Totals: | 0 | 0 |
| WALWORTH | Town of BLOOMFIELD Wards 1-2 | 0 | 0 |
| | Town of DELAVAN Wards 1-9 | 0 | 0 |
| | Town of GENEVA Wards 1-10 | 0 | 0 |
| | Town of LINN Wards 1-4,6 | 0 | 0 |
| | Town of LINN Ward 5 | 0 | 0 |
| | Town of LYONS Wards 1-7 | 0 | 0 |
| | Town of SHARON Ward 1 | 0 | 0 |
| | Town of WALWORTH Wards 1-4 | 0 | 0 |
| | Village of BLOOMFIELD Wards 1-5 | 0 | 0 |
| | Village of FONTANA Wards 1-3 | 0 | 0 |
| | Village of GENOA CITY Wards 1-5 | 0 | 0 |
| | Village of SHARON Wards 1-2 | 0 | 0 |
| | Village of WALWORTH Wards 1-3 | 0 | 0 |
| | Village of WILLIAMS BAY Wards 1-4 | 0 | 0 |
| | City of DELAVAN Wards 1-10 | 0 | 0 |
| | City of LAKE GENEVA Wards 1-10 | 0 | 0 |
| | County Totals: | 0 | 0 |
| Office Totals: | 0 | 0 | |

WEC Canvass Reporting System

Ward by Ward Report

2022 Partisan Primary

REPRESENTATIVE TO THE ASSEMBLY DISTRICT 33 - Constitution

| | | Total Votes Cast | SCATTERING |
|-----------------------|----------------------------------|---------------------|------------|
| JEFFERSON | Town of COLD SPRING Ward 1 | 0 | 0 |
| | Town of HEBRON Wards 1-2 | 0 | 0 |
| | Town of JEFFERSON Wards 1-4 | 0 | 0 |
| | Town of KOSHKONONG Wards 1-6 | 0 | 0 |
| | Town of OAKLAND Wards 1-4 | 0 | 0 |
| | Town of PALMYRA Wards 1-2 | 0 | 0 |
| | Town of SULLIVAN Wards 1-4 | 0 | 0 |
| | Town of SUMNER Ward 1 | 0 | 0 |
| | Village of PALMYRA Wards 1-2 | 0 | 0 |
| | Village of SULLIVAN Ward 1 | 0 | 0 |
| | City of FORT ATKINSON Wards 1-10 | 0 | 0 |
| | City of JEFFERSON Wards 1-10 | 0 | 0 |
| | CITY OF WHITEWATER Wards 11-13 | 1 | 1 |
| | County Totals: | 1 | 1 |
| ROCK | Town of HARMONY Wards 1-3 | 0 | 0 |
| | Town of LIMA Wards 1-2 | 0 | 0 |
| | Town of MILTON Wards 1-5 | 0 | 0 |
| | City of JANESVILLE Ward 17 | 0 | 0 |
| | City of JANESVILLE Ward 21 | 0 | 0 |
| | City of JANESVILLE Ward 23 | 0 | 0 |
| | City of JANESVILLE Ward 25 | 0 | 0 |
| | City of JANESVILLE Ward 29 | 0 | 0 |
| | City of JANESVILLE Ward 32 | 0 | 0 |
| | City of JANESVILLE Ward 35 | 0 | 0 |
| | City of MILTON Wards 1-10 | 1 | 1 |
| County Totals: | 1 | 1 | |
| Office Totals: | 2 | 2 | |

WEC Canvass Reporting System

Ward by Ward Report

2022 Partisan Primary

REPRESENTATIVE TO THE ASSEMBLY DISTRICT 34 - Constitution

| | Total Votes Cast | SCATTERING |
|---|---------------------|------------|
| ONEIDA Town of CASSIAN Wards 1-2 | 0 | 0 |
| Town of CRESCENT Wards 1-3 | 0 | 0 |
| Town of ENTERPRISE Ward 1 | 0 | 0 |
| Town of HAZELHURST Wards 1-2 | 0 | 0 |
| Town of LAKE TOMAHAWK Wards 1-2 | 0 | 0 |
| Town of LITTLE RICE Ward 1 | 0 | 0 |
| Town of LYNNE Ward 1 | 0 | 0 |
| Town of MINOCQUA Wards 1-7 | 0 | 0 |
| Town of MONICO Ward 1 | 0 | 0 |
| Town of NEWBOLD Ward 1 | 0 | 0 |
| Town of NEWBOLD Wards 2-4 | 0 | 0 |
| Town of PELICAN Wards 1-4 | 0 | 0 |
| Town of PIEHL Ward 1 | 0 | 0 |
| Town of PINE LAKE Wards 1-4 | 0 | 0 |
| Town of SCHOEPKE Ward 1 | 0 | 0 |
| Town of STELLA Wards 1-2 | 0 | 0 |
| Town of SUGAR CAMP Wards 1-2 | 0 | 0 |
| Town of THREE LAKES Wards 1,2,3 | 0 | 0 |
| Town of WOODBORO Ward 1 | 0 | 0 |
| Town of WOODRUFF Wards 1-3 | 0 | 0 |
| City of RHINELANDER Wards 1-3 | 0 | 0 |
| City of RHINELANDER Wards 4-5 | 0 | 0 |
| City of RHINELANDER Wards 6,11 | 0 | 0 |
| City of RHINELANDER Wards 7-8 | 0 | 0 |
| City of RHINELANDER Wards 9,12 | 0 | 0 |
| City of RHINELANDER Wards 10,13 | 0 | 0 |
| City of RHINELANDER Wards 14,16 | 0 | 0 |
| City of RHINELANDER Wards 15,17 | 0 | 0 |
| County Totals: | 0 | 0 |

WEC Canvass Reporting System

Ward by Ward Report

2022 Partisan Primary

| | | Total Votes Cast | SCATTERING |
|-----------------------|------------------------------------|---------------------|------------|
| VILAS | Town of ARBOR VITAE Wards 1-7 | 0 | 0 |
| | Town of BOULDER JUNCTION Wards 1-2 | 0 | 0 |
| | Town of CLOVERLAND Wards 1-2 | 0 | 0 |
| | Town of CONOVER Wards 1-2 | 0 | 0 |
| | Town of LAC DU FLAMBEAU Wards 1-7 | 0 | 0 |
| | Town of LAND O-LAKES Wards 1-2 | 0 | 0 |
| | Town of LINCOLN Wards 1-5 | 0 | 0 |
| | Town of MANITOWISH WATERS Ward 1 | 0 | 0 |
| | Town of PHELPS Wards 1-2 | 0 | 0 |
| | Town of PLUM LAKE Ward 1 | 0 | 0 |
| | Town of PRESQUE ISLE Wards 1-2 | 0 | 0 |
| | Town of ST. GERMAIN Wards 1-2 | 0 | 0 |
| | Town of WASHINGTON Wards 1-3 | 0 | 0 |
| | Town of WINCHESTER Ward 1 | 0 | 0 |
| | City of EAGLE RIVER Wards 1-5 | 0 | 0 |
| County Totals: | 0 | 0 | |
| Office Totals: | 0 | 0 | |

WEC Canvass Reporting System

Ward by Ward Report

2022 Partisan Primary

REPRESENTATIVE TO THE ASSEMBLY DISTRICT 35 - Constitution

| | | Total Votes Cast | SCATTERING |
|-----------------|------------------------------|---------------------|------------|
| LANGLADE | Town of ACKLEY Ward 1 | 0 | 0 |
| | Town of AINSWORTH Ward 1 | 0 | 0 |
| | Town of ANTIGO Wards 1-2 | 0 | 0 |
| | Town of ELCHO Wards 1-2 | 0 | 0 |
| | Town of EVERGREEN Ward 1 | 0 | 0 |
| | Town of LANGLADE Wards 1-2 | 0 | 0 |
| | Town of NEVA Ward 1 | 0 | 0 |
| | Town of NORWOOD Ward 1 | 0 | 0 |
| | Town of PARRISH Ward 1 | 0 | 0 |
| | Town of PECK Wards 1-2 | 0 | 0 |
| | Town of POLAR Wards 1-2 | 0 | 0 |
| | Town of PRICE Wards 1-2 | 0 | 0 |
| | Town of ROLLING Wards 1-2 | 0 | 0 |
| | Town of SUMMIT Ward 1 | 0 | 0 |
| | Town of UPHAM Wards 1-2 | 0 | 0 |
| | Town of VILAS Ward 1 | 0 | 0 |
| | Town of WOLF RIVER Wards 1-2 | 0 | 0 |
| | Village of WHITE LAKE Ward 1 | 0 | 0 |
| | City of ANTIGO Ward 1 | 0 | 0 |
| | City of ANTIGO Ward 2 | 0 | 0 |
| | City of ANTIGO Ward 3 | 0 | 0 |
| | City of ANTIGO Ward 4 | 0 | 0 |
| | City of ANTIGO Ward 5 | 0 | 0 |
| | City of ANTIGO Ward 6 | 0 | 0 |
| | City of ANTIGO Ward 7 | 0 | 0 |
| | City of ANTIGO Ward 8 | 0 | 0 |
| | City of ANTIGO Ward 9 | 0 | 0 |
| | County Totals: | 0 | 0 |

WEC Canvass Reporting System

Ward by Ward Report

2022 Partisan Primary

| | Total Votes Cast | SCATTERING |
|----------------------------------|---------------------|------------|
| LINCOLN | | |
| Town of BIRCH Ward 1 | 0 | 0 |
| Town of BRADLEY Wards 1-5 | 0 | 0 |
| Town of CORNING Wards 1-2 | 0 | 0 |
| Town of HARDING Ward 1 | 0 | 0 |
| Town of HARRISON Wards 1-3 | 0 | 0 |
| Town of KING Wards 1-2 | 0 | 0 |
| Town of MERRILL Wards 1,2,3,4,5 | 0 | 0 |
| Town of PINE RIVER Wards 1-4 | 0 | 0 |
| Town of ROCK FALLS Wards 1-2 | 0 | 0 |
| Town of RUSSELL Ward 1 | 0 | 0 |
| Town of SCHLEY Wards 1-2 | 0 | 0 |
| Town of SCOTT Wards 1-2 | 0 | 0 |
| Town of SKANAWAN Ward 1 | 0 | 0 |
| Town of SOMO Ward 1 | 0 | 0 |
| Town of TOMAHAWK Ward 1 | 0 | 0 |
| Town of WILSON Ward 1 | 0 | 0 |
| City of MERRILL Ward 1 | 0 | 0 |
| City of MERRILL Wards 2-3,15 | 0 | 0 |
| City of MERRILL Ward 4 | 0 | 0 |
| City of MERRILL Wards 5,14 | 0 | 0 |
| City of MERRILL Wards 6,12-13,16 | 0 | 0 |
| City of MERRILL Wards 7,9 | 0 | 0 |
| City of MERRILL Wards 8,10 | 0 | 0 |
| City of MERRILL Ward 11 | 0 | 0 |
| City of TOMAHAWK Wards 1-2 | 0 | 0 |
| City of TOMAHAWK Wards 3-4 | 0 | 0 |
| City of TOMAHAWK Wards 5-6 | 0 | 0 |
| County Totals: | 0 | 0 |
| MARATHON | | |
| Town of BERLIN Wards 1-2 | 0 | 0 |
| Town of HARRISON Ward 1 | 0 | 0 |

WEC Canvass Reporting System

Ward by Ward Report

2022 Partisan Primary

| | | Total Votes Cast | SCATTERING |
|-----------------------|------------------------------|---------------------|------------|
| MARATHON | Town of PLOVER Ward 1 | 0 | 0 |
| | VILLAGE OF BIRNAMWOOD Ward 2 | 0 | 0 |
| | County Totals: | 0 | 0 |
| OCONTO | Town of BREED Ward 1 | 0 | 0 |
| | Town of DOTY Ward 1 | 0 | 0 |
| | Town of LAKEWOOD Ward 1 | 0 | 0 |
| | Town of MOUNTAIN Ward 1 | 0 | 0 |
| | Town of RIVERVIEW Wards 1-2 | 0 | 0 |
| | Town of TOWNSEND Wards 1-2 | 0 | 0 |
| | County Totals: | 0 | 0 |
| ONEIDA | Town of NOKOMIS Wards 1-2 | 0 | 0 |
| County Totals: | 0 | 0 | |
| SHAWANO | Town of ALMON Ward 1 | 0 | 0 |
| | Town of ANIWA Ward 1 | 0 | 0 |
| | Town of BIRNAMWOOD Ward 1 | 0 | 0 |
| | Town of HUTCHINS Ward 1 | 0 | 0 |
| | Village of ANIWA Ward 1 | 0 | 0 |
| | Village of BIRNAMWOOD Ward 1 | 0 | 0 |
| | Village of ELAND Ward 1 | 0 | 0 |
| | Village of MATTOON Ward 1 | 0 | 0 |
| County Totals: | 0 | 0 | |
| Office Totals: | 0 | 0 | |

WEC Canvass Reporting System

Ward by Ward Report

2022 Partisan Primary

REPRESENTATIVE TO THE ASSEMBLY DISTRICT 36 - Constitution

| | | Total Votes Cast | SCATTERING |
|------------------------------|--------------------------------|---------------------|------------|
| FLORENCE | Town of AURORA Wards 1-3 | 0 | 0 |
| | Town of COMMONWEALTH Wards 1-4 | 0 | 0 |
| | Town of FENCE Ward 1 | 0 | 0 |
| | Town of FERN Ward 1 | 0 | 0 |
| | Town of FLORENCE Wards 1-7 | 0 | 0 |
| | Town of HOMESTEAD Ward 1 | 0 | 0 |
| | Town of LONG LAKE Ward 1 | 0 | 0 |
| | Town of TIPLER Ward 1 | 0 | 0 |
| County Totals: | | 0 | 0 |
| FOREST | Town of ALVIN Ward 1 | 0 | 0 |
| | Town of ARGONNE Wards 1,2 | 0 | 0 |
| | Town of ARMSTRONG CREEK Ward 1 | 0 | 0 |
| | Town of BLACKWELL Ward 1 | 0 | 0 |
| | Town of CASWELL Ward 1 | 0 | 0 |
| | Town of CRANDON Wards 1,2 | 0 | 0 |
| | Town of FREEDOM Ward 1 | 0 | 0 |
| | Town of HILES Ward 1 | 0 | 0 |
| | Town of LAONA Wards 1-4 | 0 | 0 |
| | Town of LINCOLN Wards 1-5 | 0 | 0 |
| | Town of NASHVILLE Wards 1-3 | 0 | 0 |
| | Town of NASHVILLE Wards 4-5 | 0 | 0 |
| | Town of POPPLE RIVER Ward 1 | 0 | 0 |
| | Town of ROSS Ward 1 | 0 | 0 |
| Town of WABENO Wards 1,2,3,4 | 0 | 0 | |
| City of CRANDON Wards 1-4 | 0 | 0 | |
| County Totals: | | 0 | 0 |
| MARINETTE | Town of AMBERG Ward 1 | 0 | 0 |
| | Town of ATHELSTANE Wards 1-2 | 0 | 0 |
| | Town of BEAVER Wards 1-2 | 0 | 0 |

WEC Canvass Reporting System

Ward by Ward Report

2022 Partisan Primary

| | | Total Votes Cast | SCATTERING |
|---------------------------|--------------------------------|---------------------|------------|
| MARINETTE | Town of BEECHER Ward 1 | 0 | 0 |
| | Town of DUNBAR Ward 1 | 0 | 0 |
| | Town of GOODMAN Ward 1 | 0 | 0 |
| | Town of LAKE Wards 1-2 | 0 | 0 |
| | Town of MIDDLE INLET Wards 1-2 | 0 | 0 |
| | Town of NIAGARA Ward 1 | 0 | 0 |
| | Town of PEMBINE Wards 1-2 | 0 | 0 |
| | Town of PORTERFIELD Wards 1-4 | 0 | 0 |
| | Town of SILVER CLIFF Ward 1 | 0 | 0 |
| | Town of STEPHENSON Wards 1-3 | 0 | 0 |
| | Town of STEPHENSON Wards 4-6 | 0 | 0 |
| | Town of WAGNER Ward 1 | 0 | 0 |
| | Town of WAUSAUKEE Wards 1-2 | 0 | 0 |
| | Village of CRIVITZ Wards 1-2 | 0 | 0 |
| | Village of WAUSAUKEE Ward 1 | 0 | 0 |
| City of NIAGARA Wards 1-3 | 0 | 0 | |
| County Totals: | 0 | 0 | |
| MENOMINEE | Town of MENOMINEE Wards 1,3-5 | 0 | 0 |
| | Town of MENOMINEE Ward 2 | 0 | 0 |
| | County Totals: | 0 | 0 |
| OCONTO | Town of BAGLEY Ward 1 | 0 | 0 |
| | Town of BRAZEAU Wards 1,2 | 0 | 0 |
| | Town of CHASE Wards 1-5 | 0 | 0 |
| | Town of GILLETT Wards 1-2 | 0 | 0 |
| | Town of HOW Ward 1 | 0 | 0 |
| | Town of LENA Ward 1 | 0 | 0 |
| | Town of MAPLE VALLEY Ward 1 | 0 | 0 |
| | Town of MORGAN Wards 1-2 | 0 | 0 |
| | Town of OCONTO FALLS Wards 1-2 | 0 | 0 |
| | Town of SPRUCE Ward 1 | 0 | 0 |

WEC Canvass Reporting System

Ward by Ward Report

2022 Partisan Primary

| | | Total Votes Cast | SCATTERING |
|-----------------------|--------------------------------|---------------------|------------|
| OCONTO | Town of UNDERHILL Ward 1 | 0 | 0 |
| | Village of LENA Ward 1 | 0 | 0 |
| | Village of SURING Ward 1 | 0 | 0 |
| | City of GILLETT Wards 1-3 | 0 | 0 |
| | City of OCONTO FALLS Wards 1-5 | 0 | 0 |
| | County Totals: | 0 | 0 |
| SHAWANO | Town of BARTELME Ward 1 | 0 | 0 |
| | Town of GREEN VALLEY Wards 1-2 | 0 | 0 |
| | Town of RED SPRINGS Wards 1-2 | 0 | 0 |
| | Town of WASHINGTON Wards 1-4 | 0 | 0 |
| | Village of CECIL Ward 1 | 0 | 0 |
| | County Totals: | 0 | 0 |
| Office Totals: | | 0 | 0 |

WEC Canvass Reporting System

Ward by Ward Report

2022 Partisan Primary

REPRESENTATIVE TO THE ASSEMBLY DISTRICT 37 - Constitution

| | | Total Votes Cast | SCATTERING |
|-----------------|-----------------------------------|---------------------|------------|
| COLUMBIA | Town of COLUMBUS Ward 1 | 0 | 0 |
| | City of COLUMBUS Wards 1-8,10 | 0 | 0 |
| | County Totals: | 0 | 0 |
| DANE | Town of BRISTOL Wards 1-5 | 0 | 0 |
| | Town of YORK Ward 1 | 0 | 0 |
| | Village of DEFOREST Wards 1-5 | 0 | 0 |
| | Village of DEFOREST Wards 6-10,13 | 0 | 0 |
| | Village of Windsor Wards 1-5 | 0 | 0 |
| | City of SUN PRAIRIE Ward 28 | 0 | 0 |
| | City of SUN PRAIRIE Ward 29 | 0 | 0 |
| | City of SUN PRAIRIE Ward 30 | 0 | 0 |
| | County Totals: | 0 | 0 |
| DODGE | Town of ASHIPPUN Wards 1-4 | 0 | 0 |
| | Town of CLYMAN Ward 1 | 0 | 0 |
| | Town of ELBA Wards 1-2 | 0 | 0 |
| | Town of EMMET Wards 1-2 | 0 | 0 |
| | Town of LEBANON Wards 1-3 | 0 | 0 |
| | Town of LOWELL Wards 2-4 | 0 | 0 |
| | Town of PORTLAND Wards 1-2 | 0 | 0 |
| | Town of SHIELDS Ward 1 | 0 | 0 |
| | Village of CLYMAN Ward 1 | 0 | 0 |
| | Village of LOWELL Ward 1 | 0 | 0 |
| | Village of REESEVILLE Ward 1 | 0 | 0 |
| | CITY OF COLUMBUS Ward 9 | 0 | 0 |
| | CITY OF WATERTOWN Wards 1-2 | 0 | 0 |
| | CITY OF WATERTOWN Wards 3-4 | 0 | 0 |
| | CITY OF WATERTOWN Wards 5-7 | 0 | 0 |
| | CITY OF WATERTOWN Ward 8 | 0 | 0 |

WEC Canvass Reporting System

Ward by Ward Report

2022 Partisan Primary

| | | Total Votes Cast | SCATTERING |
|------------------|-------------------------------|---------------------|------------|
| DODGE | County Totals: | 0 | 0 |
| JEFFERSON | City of WATERTOWN Wards 9-10 | 0 | 0 |
| | City of WATERTOWN Wards 11-13 | 0 | 0 |
| | City of WATERTOWN Wards 14-15 | 0 | 0 |
| | City of WATERTOWN Wards 16-17 | 0 | 0 |
| | City of WATERTOWN Wards 18-19 | 0 | 0 |
| | City of WATERTOWN Wards 20-22 | 0 | 0 |
| | County Totals: | 0 | 0 |
| | Office Totals: | 0 | 0 |

WEC Canvass Reporting System

Ward by Ward Report

2022 Partisan Primary

REPRESENTATIVE TO THE ASSEMBLY DISTRICT 38 - Constitution

| | | Total Votes Cast | SCATTERING |
|------------------|------------------------------------|-----------------------|------------|
| DANE | Town of CHRISTIANA Wards 1-2 | 0 | 0 |
| | Town of DEERFIELD Wards 1-2 | 0 | 0 |
| | Town of MEDINA Wards 1-2 | 0 | 0 |
| | Village of CAMBRIDGE Wards 2-3 | 0 | 0 |
| | Village of DEERFIELD Wards 1-3 | 0 | 0 |
| | Village of MARSHALL Wards 1-5 | 0 | 0 |
| | Village of ROCKDALE Ward 1 | 0 | 0 |
| | County Totals: | 0 | 0 |
| JEFFERSON | Town of AZTALAN Wards 1-3 | 0 | 0 |
| | Town of CONCORD Wards 1,2 | 0 | 0 |
| | Town of FARMINGTON Wards 1-3 | 0 | 0 |
| | Town of IXONIA Wards 1-6 | 0 | 0 |
| | Town of LAKE MILLS Wards 1-3 | 0 | 0 |
| | Town of MILFORD Wards 1-2 | 0 | 0 |
| | Town of WATERLOO Ward 1 | 0 | 0 |
| | Town of WATERTOWN Wards 1-2 | 0 | 0 |
| | VILLAGE OF CAMBRIDGE Ward 1 | 0 | 0 |
| | Village of JOHNSON CREEK Wards 1-4 | 0 | 0 |
| | City of LAKE MILLS Wards 1-8 | 0 | 0 |
| | City of WATERLOO Wards 1-5 | 0 | 0 |
| | | County Totals: | 0 |
| WAUKESHA | City of OCONOMOWOC Wards 1,2,3 | 0 | 0 |
| | City of OCONOMOWOC Wards 4-6 | 0 | 0 |
| | City of OCONOMOWOC Wards 7,8,9 | 0 | 0 |
| | City of OCONOMOWOC Wards 10-12 | 0 | 0 |
| | County Totals: | 0 | 0 |
| | Office Totals: | 0 | 0 |

WEC Canvass Reporting System

Ward by Ward Report

2022 Partisan Primary

REPRESENTATIVE TO THE ASSEMBLY DISTRICT 39 - Constitution

| | | Total Votes Cast | SCATTERING |
|-------------------------------|------------------------------------|---------------------|------------|
| COLUMBIA | Town of COURTLAND Ward 1 | 0 | 0 |
| | Town of FOUNTAIN PRAIRIE Wards 1-2 | 0 | 0 |
| | Town of HAMPDEN Ward 1 | 0 | 0 |
| | Town of OTSEGO Ward 1 | 0 | 0 |
| | Village of DOYLESTOWN Ward 1 | 0 | 0 |
| | Village of FALL RIVER Wards 1-2 | 0 | 0 |
| | County Totals: | 0 | 0 |
| DODGE | Town of BEAVER DAM Wards 1-2,7-12 | 0 | 0 |
| | Town of BEAVER DAM Wards 3-6 | 0 | 0 |
| | Town of BURNETT Wards 1-2 | 0 | 0 |
| | Town of CALAMUS Wards 1-2 | 0 | 0 |
| | Town of HERMAN Wards 1-2 | 0 | 0 |
| | Town of HUBBARD Wards 1-2 | 0 | 0 |
| | Town of HUSTISFORD Wards 1-2 | 0 | 0 |
| | Town of LEROY Wards 1-2 | 0 | 0 |
| | Town of LOMIRA Wards 1-2 | 0 | 0 |
| | Town of LOMIRA Ward 3 | 0 | 0 |
| | Town of LOWELL Ward 1 | 0 | 0 |
| | Town of OAK GROVE Wards 1-2 | 0 | 0 |
| | Town of RUBICON Wards 1-3 | 0 | 0 |
| | Town of THERESA Wards 1,4 | 0 | 0 |
| | Town of THERESA Wards 2-3 | 0 | 0 |
| | Town of WESTFORD Wards 1-3 | 0 | 0 |
| | Town of WESTFORD Ward 4 | 0 | 0 |
| | Town of WILLIAMSTOWN Ward 1 | 0 | 0 |
| | Village of BROWNSVILLE Ward 1 | 0 | 0 |
| | Village of HUSTISFORD Wards 1-2 | 0 | 0 |
| Village of IRON RIDGE Ward 1 | 0 | 0 | |
| Village of KEKOSKEE Wards 1-2 | 0 | 0 | |

WEC Canvass Reporting System

Ward by Ward Report

2022 Partisan Primary

| | | Total Votes Cast | SCATTERING |
|--------------|---|---------------------|------------|
| DODGE | Village of LOMIRA Wards 1-3 | 0 | 0 |
| | Village of NEOSHO Ward 1 | 0 | 0 |
| | Village of THERESA Wards 1-3 | 0 | 0 |
| | City of BEAVER DAM Wards 1-2,4,16 | 0 | 0 |
| | City of BEAVER DAM Wards 3,5-7 | 0 | 0 |
| | City of BEAVER DAM Wards 8,11,19-20,23 | 0 | 0 |
| | City of BEAVER DAM Wards 9-10,12-15 | 0 | 0 |
| | City of BEAVER DAM Wards 17-18,21-22,24 | 0 | 0 |
| | City of BEAVER DAM Ward 25 | 0 | 0 |
| | City of BEAVER DAM Ward 26 | 0 | 0 |
| | City of HORICON Wards 1-6 | 0 | 0 |
| | City of JUNEAU Wards 1-3 | 0 | 0 |
| | City of MAYVILLE Wards 1-6 | 0 | 0 |
| | County Totals: | 0 | 0 |
| | Office Totals: | 0 | 0 |

WEC Canvass Reporting System

Ward by Ward Report

2022 Partisan Primary

REPRESENTATIVE TO THE ASSEMBLY DISTRICT 40 - Constitution

| | | Total Votes Cast | SCATTERING |
|---------------------------|----------------------------------|---------------------|------------|
| OUTAGAMIE | Town of MAPLE CREEK Ward 1 | 0 | 0 |
| | CITY OF NEW LONDON Wards 10-11 | 0 | 0 |
| | County Totals: | 0 | 0 |
| SHAWANO | CITY OF MARION Ward 4 | 0 | 0 |
| | County Totals: | 0 | 0 |
| WAUPACA | Town of BEAR CREEK Ward 1 | 0 | 0 |
| | Town of CALEDONIA Wards 1-2 | 0 | 0 |
| | Town of DAYTON Wards 1-4 | 0 | 0 |
| | Town of DUPONT Wards 1-2 | 0 | 0 |
| | Town of FARMINGTON Wards 1-6 | 0 | 0 |
| | Town of FREMONT Wards 1-2 | 0 | 0 |
| | Town of HARRISON Ward 1 | 0 | 0 |
| | Town of HELVETIA Wards 1-2 | 0 | 0 |
| | Town of IOLA Wards 1-2 | 0 | 0 |
| | Town of LARRABEE Wards 1,2 | 0 | 0 |
| | Town of LEBANON Wards 1-3 | 0 | 0 |
| | Town of LIND Wards 1-3 | 0 | 0 |
| | Town of LITTLE WOLF Wards 1-3 | 0 | 0 |
| | Town of MUKWA Wards 1-2 | 0 | 0 |
| | Town of MUKWA Wards 3-5 | 0 | 0 |
| | Town of ROYALTON Wards 1-3 | 0 | 0 |
| | Town of SAINT LAWRENCE Wards 1-2 | 0 | 0 |
| | Town of SCANDINAVIA Wards 1-2 | 0 | 0 |
| | Town of UNION Wards 1-2 | 0 | 0 |
| | Town of WAUPACA Wards 1-2 | 0 | 0 |
| | Town of WEYAUWEGA Ward 1 | 0 | 0 |
| | Town of WYOMING Ward 1 | 0 | 0 |
| | Village of BIG FALLS Ward 1 | 0 | 0 |
| Village of FREMONT Ward 1 | 0 | 0 | |

WEC Canvass Reporting System

Ward by Ward Report

2022 Partisan Primary

| | | Total Votes Cast | SCATTERING |
|-----------------------|--|---------------------|------------|
| WAUPACA | Village of FREMONT Ward 2 | 0 | 0 |
| | Village of IOLA Wards 1-2 | 0 | 0 |
| | Village of OGDENSBURG Ward 1 | 0 | 0 |
| | Village of SCANDINAVIA Ward 1 | 0 | 0 |
| | City of CLINTONVILLE Wards 1-8 | 0 | 0 |
| | City of MANAWA Wards 1-3 | 0 | 0 |
| | City of MARION Wards 1-3 | 0 | 0 |
| | City of NEW LONDON Wards 1-2 | 0 | 0 |
| | City of NEW LONDON Wards 3,5 | 0 | 0 |
| | City of NEW LONDON Wards 4,8-9 | 0 | 0 |
| | City of NEW LONDON Wards 6-7 | 0 | 0 |
| | City of WAUPACA Wards 1,2,3,4,5,6,7,8,9,10 | 0 | 0 |
| | City of WEYAUWEGA Wards 1-4 | 0 | 0 |
| County Totals: | 0 | 0 | |
| WAUSHARA | Town of BLOOMFIELD Wards 1-2 | 0 | 0 |
| | Town of LEON Wards 1-4 | 0 | 0 |
| | Town of POY SIPPI Ward 1 | 0 | 0 |
| | Town of SAXEVILLE Ward 1 | 0 | 0 |
| | Town of SPRINGWATER Wards 1-2 | 0 | 0 |
| | Town of WARREN Wards 1-2 | 0 | 0 |
| | County Totals: | 0 | 0 |
| Office Totals: | 0 | 0 | |

WEC Canvass Reporting System

Ward by Ward Report

2022 Partisan Primary

REPRESENTATIVE TO THE ASSEMBLY DISTRICT 41 - Constitution

| | Total Votes Cast | SCATTERING |
|-------------------------------------|---------------------|------------|
| ADAMS | | |
| Town of ADAMS Wards 1-3 | 0 | 0 |
| Town of DELL PRAIRIE Wards 1,2 | 0 | 0 |
| Town of EASTON Ward 1 | 0 | 0 |
| Town of JACKSON Wards 1-2 | 0 | 0 |
| Town of LINCOLN Ward 1 | 0 | 0 |
| Town of NEW CHESTER Wards 1-3 | 0 | 0 |
| Town of NEW HAVEN Ward 1 | 0 | 0 |
| Town of QUINCY Wards 1,2 | 1 | 1 |
| Town of SPRINGVILLE Wards 1-2 | 0 | 0 |
| Village of FRIENDSHIP Ward 1 | 0 | 0 |
| City of ADAMS Wards 1-5 | 0 | 0 |
| CITY OF WISCONSIN DELLS Wards 5,9 | 0 | 0 |
| County Totals: | 1 | 1 |
| COLUMBIA | | |
| Town of LEWISTON Wards 1-3 | 0 | 0 |
| Town of NEWPORT Ward 1 | 0 | 0 |
| City of PORTAGE Wards 1-3 | 0 | 0 |
| City of PORTAGE Wards 4-6 | 0 | 0 |
| City of PORTAGE Wards 7-10 | 0 | 0 |
| City of WISCONSIN DELLS Wards 1-3,6 | 0 | 0 |
| County Totals: | 0 | 0 |
| GREEN LAKE | | |
| Town of BERLIN Wards 1-3 | 0 | 0 |
| Town of BROOKLYN Wards 1-3 | 0 | 0 |
| Town of PRINCETON Wards 1,2,3 | 0 | 0 |
| Town of ST. MARIE Ward 1 | 0 | 0 |
| Town of SENECA Ward 1 | 0 | 0 |
| City of BERLIN Wards 1-6 | 0 | 0 |
| City of GREEN LAKE Wards 1,2,3 | 0 | 0 |
| City of PRINCETON Wards 1-4 | 0 | 0 |

WEC Canvass Reporting System

Ward by Ward Report

2022 Partisan Primary

| | | Total Votes Cast | SCATTERING |
|-------------------|-----------------------------------|---------------------|------------|
| GREEN LAKE | County Totals: | 0 | 0 |
| JUNEAU | CITY OF WISCONSIN DELLS Ward 7 | 0 | 0 |
| | County Totals: | 0 | 0 |
| MARQUETTE | Town of CRYSTAL LAKE Ward 1 | 0 | 0 |
| | Town of DOUGLAS Ward 1 | 0 | 0 |
| | Town of HARRIS Ward 1 | 0 | 0 |
| | Town of MECAN Ward 1 | 0 | 0 |
| | Town of NESHKORO Wards 1-2 | 0 | 0 |
| | Town of NEWTON Wards 1-2 | 0 | 0 |
| | Town of OXFORD Wards 1-2 | 0 | 0 |
| | Town of PACKWAUKEE Wards 1-3 | 0 | 0 |
| | Town of SHIELDS Wards 1-2 | 0 | 0 |
| | Town of SPRINGFIELD Ward 1 | 0 | 0 |
| | Town of WESTFIELD Wards 1-2 | 0 | 0 |
| | Village of ENDEAVOR Ward 1 | 0 | 0 |
| | Village of NESHKORO Ward 1 | 0 | 0 |
| | Village of OXFORD Ward 1 | 0 | 0 |
| | Village of WESTFIELD Wards 1-3 | 0 | 0 |
| | County Totals: | 0 | 0 |
| SAUK | Town of DELTON Wards 1-4 | 0 | 0 |
| | Village of LAKE DELTON Wards 1-6 | 0 | 0 |
| | CITY OF WISCONSIN DELLS Wards 4,8 | 0 | 0 |
| | County Totals: | 0 | 0 |
| WAUSHARA | Town of AURORA Wards 1-2 | 0 | 0 |
| | CITY OF BERLIN Ward 7 | 0 | 0 |
| | County Totals: | 0 | 0 |
| | Office Totals: | 1 | 1 |

WEC Canvass Reporting System

Ward by Ward Report

2022 Partisan Primary

REPRESENTATIVE TO THE ASSEMBLY DISTRICT 42 - Constitution

| | Total Votes Cast | SCATTERING |
|----------------------------------|---------------------|------------|
| COLUMBIA | | |
| Town of ARLINGTON Ward 1 | 0 | 0 |
| Town of DEKORRA Wards 1-4 | 0 | 0 |
| Town of FORT WINNEBAGO Ward 1 | 0 | 0 |
| Town of LEEDS Ward 1 | 0 | 0 |
| Town of LODI Wards 1-5 | 0 | 0 |
| Town of LOWVILLE Wards 1-2 | 0 | 0 |
| Town of MARCELLON Wards 1-2 | 0 | 0 |
| Town of PACIFIC Wards 1-4 | 0 | 0 |
| Town of RANDOLPH Ward 1 | 0 | 0 |
| Town of SCOTT Wards 1-2 | 0 | 0 |
| Town of SPRINGVALE Ward 1 | 0 | 0 |
| Town of WYOCENA Wards 1-3 | 0 | 0 |
| Village of ARLINGTON Ward 1 | 0 | 0 |
| Village of CAMBRIA Ward 1 | 0 | 0 |
| Village of FRIESLAND Ward 1 | 0 | 0 |
| Village of PARDEEVILLE Wards 1-3 | 0 | 0 |
| Village of POYNETTE Wards 1-4 | 0 | 0 |
| VILLAGE OF RANDOLPH Ward 3 | 0 | 0 |
| Village of RIO Wards 1-2 | 0 | 0 |
| Village of WYOCENA Ward 1 | 0 | 0 |
| City of LODI Wards 1,2,3,4,5 | 0 | 0 |
| County Totals: | 0 | 0 |
| DODGE | | |
| Town of CHESTER Wards 1-2 | 0 | 0 |
| Town of FOX LAKE Wards 1-4 | 0 | 0 |
| Town of TRENTON Wards 1-3 | 0 | 0 |
| Village of RANDOLPH Wards 1-2 | 0 | 0 |
| City of FOX LAKE Wards 1-3 | 0 | 0 |
| County Totals: | 0 | 0 |

WEC Canvass Reporting System

Ward by Ward Report

2022 Partisan Primary

| | | Total Votes Cast | SCATTERING |
|-----------------------|------------------------------|---------------------|------------|
| FOND DU LAC | Town of ALTO Wards 1-2 | 0 | 0 |
| | Town of METOMEN Wards 1-2 | 0 | 0 |
| | Town of RIPON Wards 1-2 | 0 | 0 |
| | Village of BRANDON Ward 1 | 0 | 0 |
| | Village of FAIRWATER Ward 1 | 0 | 0 |
| | City of RIPON Wards 1-3 | 0 | 0 |
| | City of RIPON Wards 4-6 | 0 | 0 |
| | City of RIPON Wards 7,8 | 0 | 0 |
| | City of RIPON Wards 9-11 | 0 | 0 |
| County Totals: | | 0 | 0 |
| GREEN LAKE | Town of GREEN LAKE Wards 1-2 | 0 | 0 |
| | Town of KINGSTON Wards 1-2 | 0 | 0 |
| | Town of MACKFORD Ward 1 | 0 | 0 |
| | Town of MANCHESTER Ward 1 | 0 | 0 |
| | Town of MARQUETTE Ward 1 | 0 | 0 |
| | Village of KINGSTON Ward 1 | 0 | 0 |
| | Village of MARQUETTE Ward 1 | 0 | 0 |
| | City of MARKESAN Wards 1-3 | 0 | 0 |
| County Totals: | | 0 | 0 |
| MARQUETTE | Town of BUFFALO Wards 1-3 | 0 | 0 |
| | Town of MONTELLO Wards 1-4 | 0 | 0 |
| | Town of MOUNDVILLE Wards 1-2 | 0 | 0 |
| | City of MONTELLO Wards 1-4 | 0 | 0 |
| County Totals: | | 0 | 0 |
| Office Totals: | | 0 | 0 |

WEC Canvass Reporting System

Ward by Ward Report

2022 Partisan Primary

REPRESENTATIVE TO THE ASSEMBLY DISTRICT 43 - Constitution

| | | Total Votes Cast | SCATTERING |
|----------------------------|------------------------------------|---------------------|------------|
| DANE | Town of ALBION Wards 1-3 | 0 | 0 |
| | Town of DUNKIRK Wards 1-6 | 0 | 0 |
| | Town of DUNN Wards 1-7 | 0 | 0 |
| | Town of PLEASANT SPRINGS Wards 1-4 | 0 | 0 |
| | Town of RUTLAND Wards 1-2 | 0 | 0 |
| | Village of BROOKLYN Wards 1,3 | 0 | 0 |
| | Village of OREGON Wards 1,5-6,11 | 0 | 0 |
| | Village of OREGON Wards 2-4,12 | 0 | 0 |
| | Village of OREGON Wards 7-10,13-14 | 0 | 0 |
| | CITY OF EDGERTON Ward 7 | 0 | 0 |
| | City of STOUGHTON Wards 1-2 | 0 | 0 |
| | City of STOUGHTON Wards 3,4 | 0 | 0 |
| | City of STOUGHTON Wards 5-6 | 0 | 0 |
| | City of STOUGHTON Wards 7,8 | 0 | 0 |
| County Totals: | 0 | 0 | |
| GREEN | VILLAGE OF BROOKLYN Ward 2 | 0 | 0 |
| | County Totals: | 0 | 0 |
| ROCK | Town of CENTER Wards 1-2 | 0 | 0 |
| | Town of FULTON Wards 1-6 | 0 | 0 |
| | Town of JANESVILLE Wards 1,6 | 0 | 0 |
| | Town of JANESVILLE Wards 2-5,7-10 | 0 | 0 |
| | Town of PLYMOUTH Wards 1,3 | 0 | 0 |
| | Town of PORTER Ward 1 | 0 | 0 |
| | Town of ROCK Wards 1-5,8 | 0 | 0 |
| | Town of ROCK Wards 6-7 | 0 | 0 |
| | Village of FOOTVILLE Ward 1 | 0 | 0 |
| | City of EDGERTON Wards 1-6 | 0 | 0 |
| | City of JANESVILLE Ward 7 | 0 | 0 |
| City of JANESVILLE Ward 36 | 0 | 0 | |

WEC Canvass Reporting System

Ward by Ward Report

2022 Partisan Primary

ROCK

| | Total Votes Cast | SCATTERING |
|----------------|---------------------|------------|
| County Totals: | 0 | 0 |
| Office Totals: | 0 | 0 |

WEC Canvass Reporting System

Ward by Ward Report

2022 Partisan Primary

REPRESENTATIVE TO THE ASSEMBLY DISTRICT 44 - Constitution

| | Total Votes Cast | SCATTERING |
|----------------------------|---------------------|------------|
| ROCK | | |
| City of JANESVILLE Ward 1 | 0 | 0 |
| City of JANESVILLE Ward 2 | 0 | 0 |
| City of JANESVILLE Ward 3 | 0 | 0 |
| City of JANESVILLE Ward 4 | 0 | 0 |
| City of JANESVILLE Ward 5 | 0 | 0 |
| City of JANESVILLE Ward 6 | 0 | 0 |
| City of JANESVILLE Ward 8 | 0 | 0 |
| City of JANESVILLE Ward 9 | 0 | 0 |
| City of JANESVILLE Ward 10 | 0 | 0 |
| City of JANESVILLE Ward 11 | 0 | 0 |
| City of JANESVILLE Ward 12 | 0 | 0 |
| City of JANESVILLE Ward 14 | 0 | 0 |
| City of JANESVILLE Ward 15 | 0 | 0 |
| City of JANESVILLE Ward 16 | 0 | 0 |
| City of JANESVILLE Ward 18 | 0 | 0 |
| City of JANESVILLE Ward 19 | 0 | 0 |
| City of JANESVILLE Ward 20 | 0 | 0 |
| City of JANESVILLE Ward 22 | 0 | 0 |
| City of JANESVILLE Ward 24 | 0 | 0 |
| City of JANESVILLE Ward 26 | 0 | 0 |
| City of JANESVILLE Ward 27 | 0 | 0 |
| City of JANESVILLE Ward 28 | 0 | 0 |
| City of JANESVILLE Ward 30 | 0 | 0 |
| City of JANESVILLE Ward 31 | 0 | 0 |
| City of JANESVILLE Ward 33 | 0 | 0 |
| City of JANESVILLE Ward 34 | 0 | 0 |
| County Totals: | 0 | 0 |
| Office Totals: | 0 | 0 |

WEC Canvass Reporting System

Ward by Ward Report

2022 Partisan Primary

REPRESENTATIVE TO THE ASSEMBLY DISTRICT 45 - Constitution

| | | Total Votes Cast | SCATTERING |
|--------------|----------------------------------|---------------------|------------|
| GREEN | Town of ADAMS Ward 1 | 0 | 0 |
| | Town of ALBANY Wards 1-2 | 0 | 0 |
| | Town of BROOKLYN Wards 1-3 | 0 | 0 |
| | Town of DECATUR Wards 1-4 | 0 | 0 |
| | Town of EXETER Wards 1,2,3 | 0 | 0 |
| | Town of MOUNT PLEASANT Wards 1-3 | 0 | 0 |
| | Town of SPRING GROVE Ward 1 | 0 | 0 |
| | Town of WASHINGTON Ward 1 | 0 | 0 |
| | Village of ALBANY Wards 1-2 | 0 | 0 |
| | Village of MONTICELLO Wards 1-2 | 0 | 0 |
| | City of BRODHEAD Wards 1-6 | 0 | 0 |
| | County Totals: | 0 | 0 |
| ROCK | Town of AVON Ward 1 | 0 | 0 |
| | Town of BELOIT Wards 1-3 | 0 | 0 |
| | Town of BELOIT Wards 6-7 | 0 | 0 |
| | Town of MAGNOLIA Ward 1 | 0 | 0 |
| | Town of NEWARK Wards 1,2 | 0 | 0 |
| | Town of PLYMOUTH Ward 2 | 0 | 0 |
| | Town of SPRING VALLEY Ward 1 | 0 | 0 |
| | Town of UNION Wards 1-3 | 0 | 0 |
| | Village of ORFORDVILLE Wards 1-2 | 0 | 0 |
| | City of BELOIT Ward 1 | 0 | 0 |
| | City of BELOIT Ward 2 | 0 | 0 |
| | City of BELOIT Ward 3 | 0 | 0 |
| | City of BELOIT Ward 4 | 0 | 0 |
| | City of BELOIT Ward 5 | 0 | 0 |
| | City of BELOIT Ward 6 | 0 | 0 |
| | City of BELOIT Ward 7 | 0 | 0 |
| | City of BELOIT Ward 8 | 0 | 0 |

WEC Canvass Reporting System

Ward by Ward Report

2022 Partisan Primary

| | Total Votes Cast | SCATTERING |
|--|---------------------|------------|
| ROCK | | |
| City of BELOIT Ward 9 | 0 | 0 |
| City of BELOIT Ward 10 | 0 | 0 |
| City of BELOIT Ward 11 | 0 | 0 |
| City of BELOIT Ward 12 | 0 | 0 |
| City of BELOIT Ward 13 | 0 | 0 |
| City of BELOIT Ward 14 | 0 | 0 |
| City of BELOIT Ward 15 | 0 | 0 |
| City of BELOIT Ward 16 | 0 | 0 |
| City of BELOIT Ward 17 | 0 | 0 |
| City of BELOIT Ward 21 | 0 | 0 |
| City of BELOIT Ward 24 | 0 | 0 |
| City of BELOIT Ward 26 | 0 | 0 |
| City of BELOIT Ward 27 | 0 | 0 |
| City of BELOIT Ward 28 | 0 | 0 |
| City of BELOIT Ward 30 | 0 | 0 |
| City of BELOIT Ward 31 | 0 | 0 |
| CITY OF BROADHEAD Wards 7-8 | 0 | 0 |
| City of EVANSVILLE Wards 1,2,3,4,5,6,7,8 | 0 | 0 |
| County Totals: | 0 | 0 |
| Office Totals: | 0 | 0 |

WEC Canvass Reporting System

Ward by Ward Report

2022 Partisan Primary

REPRESENTATIVE TO THE ASSEMBLY DISTRICT 46 - Constitution

| | Total Votes Cast | SCATTERING |
|---|---------------------|------------|
| DANE Town of BURKE Wards 1-4,7 | 0 | 0 |
| Town of COTTAGE GROVE Wards 1-6 | 0 | 0 |
| Town of SUN PRAIRIE Wards 1-3 | 0 | 0 |
| Village of COTTAGE GROVE Wards 1,2,3,4,5,6,7,8,9 | 0 | 0 |
| City of MADISON Ward 7 | 0 | 0 |
| City of MADISON Ward 22 | 0 | 0 |
| City of MADISON Ward 23 | 0 | 0 |
| City of MADISON Ward 123 | 0 | 0 |
| City of MADISON Ward 124 | 0 | 0 |
| City of MADISON Ward 143 | 0 | 0 |
| City of SUN PRAIRIE Ward 1 | 0 | 0 |
| City of SUN PRAIRIE Ward 2 | 0 | 0 |
| City of SUN PRAIRIE Ward 3 | 0 | 0 |
| City of SUN PRAIRIE Ward 4 | 0 | 0 |
| City of SUN PRAIRIE Ward 5 | 0 | 0 |
| City of SUN PRAIRIE Ward 6 | 0 | 0 |
| City of SUN PRAIRIE Ward 7 | 0 | 0 |
| City of SUN PRAIRIE Ward 8 | 0 | 0 |
| City of SUN PRAIRIE Ward 9 | 0 | 0 |
| City of SUN PRAIRIE Ward 10 | 0 | 0 |
| City of SUN PRAIRIE Ward 11 | 0 | 0 |
| City of SUN PRAIRIE Ward 12 | 0 | 0 |
| City of SUN PRAIRIE Ward 13 | 0 | 0 |
| City of SUN PRAIRIE Ward 14 | 0 | 0 |
| City of SUN PRAIRIE Ward 15 | 0 | 0 |
| City of SUN PRAIRIE Ward 16 | 0 | 0 |
| City of SUN PRAIRIE Ward 17 | 0 | 0 |
| City of SUN PRAIRIE Ward 18 | 0 | 0 |

WEC Canvass Reporting System

Ward by Ward Report

2022 Partisan Primary

| | | Total Votes Cast | SCATTERING |
|-------------|-----------------------------|---------------------|------------|
| DANE | City of SUN PRAIRIE Ward 19 | 0 | 0 |
| | City of SUN PRAIRIE Ward 20 | 0 | 0 |
| | City of SUN PRAIRIE Ward 21 | 0 | 0 |
| | City of SUN PRAIRIE Ward 22 | 0 | 0 |
| | City of SUN PRAIRIE Ward 23 | 0 | 0 |
| | City of SUN PRAIRIE Ward 24 | 0 | 0 |
| | City of SUN PRAIRIE Ward 25 | 0 | 0 |
| | City of SUN PRAIRIE Ward 26 | 0 | 0 |
| | City of SUN PRAIRIE Ward 27 | 0 | 0 |
| | County Totals: | 0 | 0 |
| | Office Totals: | 0 | 0 |

WEC Canvass Reporting System

Ward by Ward Report

2022 Partisan Primary

REPRESENTATIVE TO THE ASSEMBLY DISTRICT 47 - Constitution

| | | Total Votes Cast | SCATTERING |
|-------------|--|---------------------|------------|
| DANE | Town of BLOOMING GROVE Wards 1-7 | 0 | 0 |
| | Town of MADISON Wards 1-10 | 0 | 0 |
| | Village of MCFARLAND Wards 1,2,3,4,5,6,7,8,9,10 | 0 | 0 |
| | City of FITCHBURG Wards 1-5 | 0 | 0 |
| | City of FITCHBURG Wards 6-10 | 0 | 0 |
| | City of FITCHBURG Wards 11-13 | 0 | 0 |
| | City of FITCHBURG Wards 17-19 | 0 | 0 |
| | City of MADISON Ward 1 | 0 | 0 |
| | City of MADISON Ward 2 | 0 | 0 |
| | City of MADISON Ward 3 | 0 | 0 |
| | City of MADISON Ward 4 | 0 | 0 |
| | City of MADISON Ward 14 | 0 | 0 |
| | City of MADISON Ward 121 | 0 | 0 |
| | City of MADISON Ward 122 | 0 | 0 |
| | City of MADISON Ward 130 | 0 | 0 |
| | City of MADISON Ward 132 | 0 | 0 |
| | City of MADISON Ward 133 | 0 | 0 |
| | City of MONONA Wards 1-5 | 0 | 0 |
| | City of MONONA Wards 6-10 | 0 | 0 |
| | County Totals: | 0 | 0 |
| | Office Totals: | 0 | 0 |

WEC Canvass Reporting System

Ward by Ward Report

2022 Partisan Primary

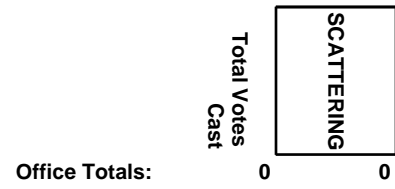
REPRESENTATIVE TO THE ASSEMBLY DISTRICT 48 - Constitution

| | Total Votes Cast | SCATTERING |
|----------------------------------|---------------------|------------|
| DANE | | |
| Village of MAPLE BLUFF Wards 1-2 | 0 | 0 |
| City of MADISON Ward 5 | 0 | 0 |
| City of MADISON Ward 6 | 0 | 0 |
| City of MADISON Ward 8 | 0 | 0 |
| City of MADISON Ward 9 | 0 | 0 |
| City of MADISON Ward 10 | 0 | 0 |
| City of MADISON Ward 11 | 0 | 0 |
| City of MADISON Ward 12 | 0 | 0 |
| City of MADISON Ward 13 | 0 | 0 |
| City of MADISON Ward 15 | 0 | 0 |
| City of MADISON Ward 16 | 0 | 0 |
| City of MADISON Ward 17 | 0 | 0 |
| City of MADISON Ward 18 | 0 | 0 |
| City of MADISON Ward 19 | 0 | 0 |
| City of MADISON Ward 20 | 0 | 0 |
| City of MADISON Ward 21 | 0 | 0 |
| City of MADISON Ward 24 | 0 | 0 |
| City of MADISON Ward 25 | 0 | 0 |
| City of MADISON Ward 26 | 0 | 0 |
| City of MADISON Ward 27 | 0 | 0 |
| City of MADISON Ward 31 | 0 | 0 |
| City of MADISON Ward 32 | 0 | 0 |
| City of MADISON Ward 33 | 0 | 0 |
| City of MADISON Ward 34 | 0 | 0 |
| City of MADISON Ward 35 | 0 | 0 |
| City of MADISON Ward 36 | 0 | 0 |
| City of MADISON Ward 37 | 0 | 0 |
| City of MADISON Ward 38 | 0 | 0 |
| County Totals: | 0 | 0 |

WEC Canvass Reporting System

Ward by Ward Report

2022 Partisan Primary



WEC Canvass Reporting System

Ward by Ward Report

2022 Partisan Primary

REPRESENTATIVE TO THE ASSEMBLY DISTRICT 49 - Constitution

| | Total Votes Cast | SCATTERING |
|-----------------------------------|---------------------|------------|
| GRANT | | |
| Town of BEETOWN Wards 1-2 | 0 | 0 |
| Town of BLOOMINGTON Ward 1 | 0 | 0 |
| Town of BOSCOBEL Wards 1-3 | 0 | 0 |
| Town of CASSVILLE Wards 1-2 | 0 | 0 |
| Town of CASTLE ROCK Ward 1 | 0 | 0 |
| Town of CLIFTON Ward 1 | 0 | 0 |
| Town of ELLENBORO Ward 1 | 0 | 0 |
| Town of FENNIMORE Wards 1-2 | 0 | 0 |
| Town of GLEN HAVEN Ward 1 | 0 | 0 |
| Town of HARRISON Ward 1 | 0 | 0 |
| Town of HAZEL GREEN Wards 1-2 | 0 | 0 |
| Town of HICKORY GROVE Ward 1 | 0 | 0 |
| Town of JAMESTOWN Wards 1-3 | 0 | 0 |
| Town of LIBERTY Ward 1 | 0 | 0 |
| Town of LIMA Ward 1 | 0 | 0 |
| Town of LITTLE GRANT Ward 1 | 0 | 0 |
| Town of MARION Ward 1 | 0 | 0 |
| Town of MILLVILLE Ward 1 | 0 | 0 |
| Town of MOUNT HOPE Ward 1 | 0 | 0 |
| Town of MOUNT IDA Ward 1 | 0 | 0 |
| Town of MUSCODA Ward 1 | 0 | 0 |
| Town of NORTH LANCASTER Ward 1 | 0 | 0 |
| Town of PARIS Wards 1-2 | 0 | 0 |
| Town of PATCH GROVE Ward 1 | 0 | 0 |
| Town of PLATTEVILLE Wards 1,2 | 0 | 0 |
| Town of POTOSI Wards 1-2 | 0 | 0 |
| Town of SMELSER Wards 1-2 | 0 | 0 |
| Town of SOUTH LANCASTER Wards 1,2 | 0 | 0 |
| Town of WATERLOO Ward 1 | 0 | 0 |

WEC Canvass Reporting System

Ward by Ward Report

2022 Partisan Primary

| | | Total Votes Cast | SCATTERING |
|-------------------------------|----------------------------------|---------------------|------------|
| GRANT | Town of WATTERSTOWN Wards 1-2 | 0 | 0 |
| | Town of WINGVILLE Ward 1 | 0 | 0 |
| | Town of WOODMAN Ward 1 | 0 | 0 |
| | Town of WYALUSING Ward 1 | 0 | 0 |
| | Village of BAGLEY Ward 1 | 0 | 0 |
| | Village of BLOOMINGTON Ward 1 | 0 | 0 |
| | Village of BLUE RIVER Ward 1 | 0 | 0 |
| | Village of CASSVILLE Wards 1-2 | 0 | 0 |
| | Village of DICKEYVILLE Wards 1-2 | 0 | 0 |
| | Village of HAZEL GREEN Wards 1-2 | 0 | 0 |
| | Village of LIVINGSTON Ward 1 | 0 | 0 |
| | Village of MONTFORT Ward 1 | 0 | 0 |
| | Village of MOUNT HOPE Ward 1 | 0 | 0 |
| | Village of MUSCODA Wards 1-2 | 0 | 0 |
| | Village of PATCH GROVE Ward 1 | 0 | 0 |
| | Village of POTOSI Ward 1 | 0 | 0 |
| | Village of TENNYSON Ward 1 | 0 | 0 |
| | Village of WOODMAN Ward 1 | 0 | 0 |
| | City of BOSCOBEL Wards 1-8 | 0 | 0 |
| | City of CUBA CITY Wards 1-4 | 0 | 0 |
| | City of FENNIMORE Wards 1-4 | 0 | 0 |
| | City of LANCASTER Wards 1-6 | 0 | 0 |
| | City of PLATTEVILLE Wards 1-2 | 0 | 0 |
| | City of PLATTEVILLE Wards 3-4 | 0 | 0 |
| | City of PLATTEVILLE Wards 5-6 | 0 | 0 |
| City of PLATTEVILLE Wards 7-9 | 0 | 0 | |
| County Totals: | 0 | 0 | |
| IOWA | VILLAGE OF LIVINGSTON Ward 2 | 0 | 0 |
| | VILLAGE OF MONTFORT Ward 2 | 0 | 0 |
| | VILLAGE OF MUSCODA Ward 3 | 0 | 0 |

WEC Canvass Reporting System

Ward by Ward Report

2022 Partisan Primary

| | | Total Votes Cast | SCATTERING |
|------------------|-------------------------------|---------------------|------------|
| IOWA | County Totals: | 0 | 0 |
| LAFAYETTE | Town of BENTON Wards 1-2 | 0 | 0 |
| | Village of BENTON Ward 1 | 0 | 0 |
| | VILLAGE OF HAZEL GREEN Ward 3 | 0 | 0 |
| | CITY OF CUBA CITY Ward 5 | 0 | 0 |
| | County Totals: | 0 | 0 |
| RICHLAND | Town of AKAN Ward 1 | 0 | 0 |
| | Town of BLOOM Ward 1 | 0 | 0 |
| | Town of DAYTON Wards 1-2 | 0 | 0 |
| | Town of EAGLE Ward 1 | 0 | 0 |
| | Town of FOREST Ward 1 | 0 | 0 |
| | Town of HENRIETTA Ward 1 | 0 | 0 |
| | Town of MARSHALL Ward 1 | 0 | 0 |
| | Town of ORION Ward 1 | 0 | 0 |
| | Town of RICHWOOD Wards 1-2 | 0 | 0 |
| | Town of SYLVAN Wards 1-3 | 0 | 0 |
| | Village of BOAZ Ward 1 | 0 | 0 |
| | Village of VIOLA Ward 2 | 0 | 0 |
| | Village of YUBA Ward 1 | 0 | 0 |
| | County Totals: | 0 | 0 |
| VERNON | VILLAGE OF VIOLA Ward 1 | 0 | 0 |
| | County Totals: | 0 | 0 |
| | Office Totals: | 0 | 0 |

WEC Canvass Reporting System

Ward by Ward Report

2022 Partisan Primary

REPRESENTATIVE TO THE ASSEMBLY DISTRICT 50 - Constitution

| | Total Votes Cast | SCATTERING |
|--------------------------------------|---------------------|------------|
| JUNEAU Town of ARMENIA Ward 1 | 0 | 0 |
| Town of CLEARFIELD Ward 1 | 0 | 0 |
| Town of CLEARFIELD Ward 2 | 0 | 0 |
| Town of CUTLER Ward 1 | 0 | 0 |
| Town of FINLEY Ward 1 | 0 | 0 |
| Town of FOUNTAIN Wards 1-2 | 0 | 0 |
| Town of GERMANTOWN Ward 1 | 0 | 0 |
| Town of GERMANTOWN Wards 2-3 | 0 | 0 |
| Town of KILDARE Wards 1-3 | 0 | 0 |
| Town of KINGSTON Ward 1 | 0 | 0 |
| Town of LEMONWEIR Wards 1-4 | 0 | 0 |
| Town of LINDINA Ward 1 | 0 | 0 |
| Town of LISBON Ward 1 | 0 | 0 |
| Town of LISBON Ward 2 | 0 | 0 |
| Town of LYNDON Wards 1-3 | 0 | 0 |
| Town of MARION Ward 1 | 0 | 0 |
| Town of NECEDAH Wards 1-6 | 0 | 0 |
| Town of ORANGE Ward 1 | 0 | 0 |
| Town of PLYMOUTH Ward 1 | 0 | 0 |
| Town of SEVEN MILE CREEK Wards 1-2 | 0 | 0 |
| Town of SUMMIT Ward 1 | 0 | 0 |
| Town of WONEWOC Wards 1-2 | 0 | 0 |
| Village of CAMP DOUGLAS Ward 1 | 0 | 0 |
| Village of HUSTLER Ward 1 | 0 | 0 |
| Village of LYNDON STATION Ward 1 | 0 | 0 |
| Village of NECEDAH Ward 1 | 0 | 0 |
| Village of UNION CENTER Ward 1 | 0 | 0 |
| Village of WONEWOC Ward 1 | 0 | 0 |
| City of ELROY Wards 1,2,3,4,5,6 | 0 | 0 |

WEC Canvass Reporting System

Ward by Ward Report

2022 Partisan Primary

| | | Total Votes Cast | SCATTERING |
|---------------------------------|---------------------------------|---------------------|------------|
| JUNEAU | City of MAUSTON Wards 1-7 | 0 | 0 |
| | City of NEW LISBON Wards 1-7 | 0 | 0 |
| | County Totals: | 0 | 0 |
| RICHLAND | Town of RICHLAND Wards 1-4 | 0 | 0 |
| | Town of ROCKBRIDGE Wards 1-3 | 0 | 0 |
| | Town of WESTFORD Ward 1 | 0 | 0 |
| | Town of WILLOW Ward 1 | 0 | 0 |
| | Village of CAZENOVIA Ward 1 | 0 | 0 |
| | City of RICHLAND CENTER Ward 1 | 0 | 0 |
| | City of RICHLAND CENTER Ward 2 | 0 | 0 |
| | City of RICHLAND CENTER Ward 3 | 0 | 0 |
| | City of RICHLAND CENTER Ward 4 | 0 | 0 |
| | City of RICHLAND CENTER Ward 5 | 0 | 0 |
| | City of RICHLAND CENTER Ward 6 | 0 | 0 |
| | City of RICHLAND CENTER Ward 7 | 0 | 0 |
| | City of RICHLAND CENTER Ward 8 | 0 | 0 |
| | City of RICHLAND CENTER Ward 9 | 0 | 0 |
| | City of RICHLAND CENTER Ward 10 | 0 | 0 |
| | City of RICHLAND CENTER Ward 11 | 0 | 0 |
| | City of RICHLAND CENTER Ward 12 | 0 | 0 |
| City of RICHLAND CENTER Ward 13 | 0 | 0 | |
| City of RICHLAND CENTER Ward 14 | 0 | 0 | |
| County Totals: | 0 | 0 | |
| SAUK | Town of DELLONA Wards 1-3 | 0 | 0 |
| | Town of EXCELSIOR Wards 1-3 | 0 | 0 |
| | Town of FREEDOM Wards 1-2 | 0 | 0 |
| | Town of HONEY CREEK Wards 1-3 | 0 | 0 |
| | Town of IRONTON Ward 1 | 0 | 0 |
| | Town of IRONTON Ward 2 | 0 | 0 |
| Town of LA VALLE Wards 1-3 | 0 | 0 | |

WEC Canvass Reporting System

Ward by Ward Report

2022 Partisan Primary

| | | Total Votes Cast | SCATTERING |
|---------------|---------------------------------|-----------------------|------------|
| SAUK | Town of REEDSBURG Wards 1-3 | 0 | 0 |
| | Town of WINFIELD Ward 1 | 0 | 0 |
| | Town of WOODLAND Ward 1 | 0 | 0 |
| | VILLAGE OF CAZENOVIA Ward 2 | 0 | 0 |
| | Village of IRONTON Ward 1 | 0 | 0 |
| | Village of LAVALLE Ward 1 | 0 | 0 |
| | Village of NORTH FREEDOM Ward 1 | 0 | 0 |
| | Village of ROCK SPRINGS Ward 1 | 0 | 0 |
| | City of REEDSBURG Wards 1-16 | 0 | 0 |
| | County Totals: | 0 | 0 |
| VERNON | Town of GREENWOOD Ward 1 | 0 | 0 |
| | Town of HILLSBORO Wards 1,2 | 0 | 0 |
| | City of HILLSBORO Wards 1-4 | 0 | 0 |
| | | County Totals: | 0 |
| | Office Totals: | 0 | 0 |

WEC Canvass Reporting System

Ward by Ward Report

2022 Partisan Primary

REPRESENTATIVE TO THE ASSEMBLY DISTRICT 51 - Constitution

| | | Total Votes Cast | SCATTERING |
|-------|----------------------------------|---------------------|------------|
| GREEN | Town of CADIZ Ward 1 | 0 | 0 |
| | Town of CLARNO Wards 1-2 | 0 | 0 |
| | Town of JEFFERSON Wards 1-2 | 0 | 0 |
| | Town of JORDAN Wards 1-2 | 0 | 0 |
| | Town of MONROE Wards 1-2 | 0 | 0 |
| | Town of SYLVESTER Wards 1-2 | 0 | 0 |
| | Village of BROWNTOWN Ward 1 | 0 | 0 |
| | City of MONROE Wards 1-9 | 0 | 0 |
| | City of MONROE Ward 10 | 0 | 0 |
| | County Totals: | 0 | 0 |
| IOWA | Town of CLYDE Ward 1 | 0 | 0 |
| | Town of DODGEVILLE Wards 1,2,3 | 0 | 0 |
| | Town of EDEN Ward 1 | 0 | 0 |
| | Town of HIGHLAND Wards 1-4 | 0 | 0 |
| | Town of LINDEN Wards 1,2 | 0 | 0 |
| | Town of MIFFLIN Ward 1 | 0 | 0 |
| | Town of MINERAL POINT Wards 1-3 | 0 | 0 |
| | Town of PULASKI Ward 1 | 0 | 0 |
| | Town of WYOMING Ward 1 | 0 | 0 |
| | Village of AVOCA Ward 1 | 0 | 0 |
| | VILLAGE OF BLANCHARDVILLE Ward 2 | 0 | 0 |
| | Village of COBB Ward 1 | 0 | 0 |
| | Village of HIGHLAND Ward 1 | 0 | 0 |
| | Village of LINDEN Ward 1 | 0 | 0 |
| | Village of REWEY Ward 1 | 0 | 0 |
| | City of DODGEVILLE Wards 1-10 | 0 | 0 |
| | City of MINERAL POINT Wards 1-6 | 0 | 0 |
| | County Totals: | 0 | 0 |

WEC Canvass Reporting System

Ward by Ward Report

2022 Partisan Primary

| | | Total Votes Cast | SCATTERING |
|-----------------------|----------------------------------|---------------------|------------|
| LAFAYETTE | Town of ARGYLE Wards 1-3 | 0 | 0 |
| | Town of BELMONT Wards 1-2 | 0 | 0 |
| | Town of BLANCHARD Ward 1 | 0 | 0 |
| | Town of DARLINGTON Wards 1-3 | 0 | 0 |
| | Town of ELK GROVE Wards 1-3 | 0 | 0 |
| | Town of FAYETTE Wards 1-2 | 0 | 0 |
| | Town of GRATIOT Ward 1 | 0 | 0 |
| | Town of KENDALL Ward 1 | 0 | 0 |
| | Town of LAMONT Wards 1-2 | 0 | 0 |
| | Town of MONTICELLO Ward 1 | 0 | 0 |
| | Town of NEW DIGGINGS Ward 1 | 0 | 0 |
| | Town of SEYMOUR Wards 1-2 | 0 | 0 |
| | Town of SHULLSBURG Ward 1 | 0 | 0 |
| | Town of WAYNE Ward 1 | 0 | 0 |
| | Town of WHITE OAK SPRINGS Ward 1 | 0 | 0 |
| | Town of WILLOW SPRINGS Ward 1 | 0 | 0 |
| | Town of WIOTA Wards 1-2 | 0 | 0 |
| | Village of ARGYLE Ward 1 | 0 | 0 |
| | Village of BELMONT Ward 1 | 0 | 0 |
| | Village of BLANCHARDVILLE Ward 1 | 0 | 0 |
| | Village of GRATIOT Ward 1 | 0 | 0 |
| | Village of SOUTH WAYNE Ward 1 | 0 | 0 |
| | City of DARLINGTON Wards 1-6 | 0 | 0 |
| | City of SHULLSBURG Wards 1,2 | 0 | 0 |
| | County Totals: | 0 | 0 |
| RICHLAND | Town of BUENA VISTA Wards 1-4 | 0 | 0 |
| | Town of ITHACA Ward 1 | 0 | 0 |
| | Village of LONE ROCK Ward 1 | 0 | 0 |
| County Totals: | 0 | 0 | |
| SAUK | Town of BEAR CREEK Ward 1 | 0 | 0 |

WEC Canvass Reporting System

Ward by Ward Report

2022 Partisan Primary

| | | Total Votes Cast | SCATTERING |
|-----------------------------------|--------------------------------|---------------------|------------|
| SAUK | Town of FRANKLIN Wards 1,2 | 0 | 0 |
| | Town of HONEY CREEK Ward 4 | 0 | 0 |
| | Town of SPRING GREEN Wards 1-3 | 0 | 0 |
| | Town of TROY Ward 1 | 0 | 0 |
| | Town of TROY Ward 2 | 0 | 0 |
| | Town of WASHINGTON Wards 1-2 | 0 | 0 |
| | Town of WESTFIELD Ward 1 | 0 | 0 |
| | Village of LIME RIDGE Ward 1 | 0 | 0 |
| | Village of LOGANVILLE Ward 1 | 0 | 0 |
| | Village of PLAIN Ward 1 | 0 | 0 |
| Village of SPRING GREEN Wards 1-2 | 0 | 0 | |
| County Totals: | | 0 | 0 |
| Office Totals: | | 0 | 0 |

WEC Canvass Reporting System

Ward by Ward Report

2022 Partisan Primary

REPRESENTATIVE TO THE ASSEMBLY DISTRICT 52 - Constitution

| | Total Votes Cast | SCATTERING |
|--|---------------------|------------|
| FOND DU LAC Town of BYRON Wards 1-2 | 0 | 0 |
| Town of EDEN Wards 1-3 | 0 | 0 |
| Town of ELDORADO Wards 1-3 | 0 | 0 |
| Town of EMPIRE Wards 1-4 | 0 | 0 |
| Town of FOND DU LAC Wards 1,2-9 | 0 | 0 |
| Town of LAMARTINE Wards 1-2 | 0 | 0 |
| Town of OAKFIELD Wards 1-2 | 0 | 0 |
| Village of EDEN Ward 1 | 0 | 0 |
| Village of OAKFIELD Wards 1-2 | 0 | 0 |
| City of FOND DU LAC Ward 1 | 0 | 0 |
| City of FOND DU LAC Ward 2 | 0 | 0 |
| City of FOND DU LAC Ward 3 | 0 | 0 |
| City of FOND DU LAC Ward 4 | 0 | 0 |
| City of FOND DU LAC Ward 5 | 0 | 0 |
| City of FOND DU LAC Ward 6 | 0 | 0 |
| City of FOND DU LAC Ward 7 | 0 | 0 |
| City of FOND DU LAC Ward 8 | 0 | 0 |
| City of FOND DU LAC Ward 9 | 0 | 0 |
| City of FOND DU LAC Ward 10 | 0 | 0 |
| City of FOND DU LAC Ward 11 | 0 | 0 |
| City of FOND DU LAC Ward 12 | 0 | 0 |
| City of FOND DU LAC Ward 13 | 0 | 0 |
| City of FOND DU LAC Ward 14 | 0 | 0 |
| City of FOND DU LAC Ward 15 | 0 | 0 |
| City of FOND DU LAC Ward 16 | 0 | 0 |
| City of FOND DU LAC Ward 17 | 0 | 0 |
| City of FOND DU LAC Ward 18 | 0 | 0 |
| City of FOND DU LAC Ward 19 | 0 | 0 |
| City of FOND DU LAC Ward 20 | 0 | 0 |

WEC Canvass Reporting System

Ward by Ward Report

2022 Partisan Primary

| | Total Votes Cast | SCATTERING |
|--|---------------------|------------|
| FOND DU LAC City of FOND DU LAC Ward 21 | 0 | 0 |
| City of FOND DU LAC Ward 22 | 0 | 0 |
| County Totals: | 0 | 0 |
| Office Totals: | 0 | 0 |

WEC Canvass Reporting System

Ward by Ward Report

2022 Partisan Primary

REPRESENTATIVE TO THE ASSEMBLY DISTRICT 53 - Constitution

| | | Total Votes Cast | SCATTERING |
|--------------------|---|---------------------|------------|
| DODGE | City of WAUPUN Wards 1-8 | 0 | 0 |
| | County Totals: | 0 | 0 |
| FOND DU LAC | Town of FRIENDSHIP Wards 1-3 | 0 | 0 |
| | Town of ROSENDALE Ward 1 | 0 | 0 |
| | Town of SPRINGVALE Ward 1 | 0 | 0 |
| | Town of WAUPUN Wards 1-2 | 0 | 0 |
| | Village of NORTH FOND DU LAC Wards 1,2,3,4,5,6,7 | 0 | 0 |
| | Village of ROSENDALE Wards 1-2 | 0 | 0 |
| | CITY OF WAUPUN Wards 9,10,11,12 | 0 | 0 |
| | County Totals: | 0 | 0 |
| WINNEBAGO | Town of ALGOMA Wards 1-4 | 0 | 0 |
| | Town of ALGOMA Wards 5-8 | 0 | 0 |
| | Town of BLACK WOLF Wards 1-3 | 0 | 0 |
| | Town of NEKIMI Wards 1-2 | 0 | 0 |
| | Town of NEPEUSKUN Ward 1 | 0 | 0 |
| | Town of OMRO Wards 1-4 | 0 | 0 |
| | Town of OSHKOSH Wards 1,2-4 | 0 | 0 |
| | Town of POYGAN Wards 1-2 | 0 | 0 |
| | Town of RUSHFORD Wards 1-2 | 0 | 0 |
| | Town of UTICA Wards 1-3 | 0 | 0 |
| | Town of WINNECONNE Wards 1-4 | 0 | 0 |
| | Village of WINNECONNE Wards 1-4 | 0 | 0 |
| | City of OMRO Wards 1-5 | 0 | 0 |
| | City of OSHKOSH Ward 1A | 0 | 0 |
| | City of OSHKOSH Ward 3 | 0 | 0 |
| | City of OSHKOSH Ward 4 | 0 | 0 |
| | City of OSHKOSH Ward 5 | 0 | 0 |
| | City of OSHKOSH Ward 6A | 0 | 0 |

WEC Canvass Reporting System

Ward by Ward Report

2022 Partisan Primary

| | | Total Votes Cast | SCATTERING |
|------------------|--------------------------|---------------------|------------|
| WINNEBAGO | City of OSHKOSH Ward 7A | 0 | 0 |
| | City of OSHKOSH Ward 18A | 0 | 0 |
| | City of OSHKOSH Ward 19A | 0 | 0 |
| | City of OSHKOSH Ward 20A | 0 | 0 |
| | City of OSHKOSH Ward 21A | 0 | 0 |
| | City of OSHKOSH Ward 22A | 0 | 0 |
| | City of OSHKOSH Ward 28A | 0 | 0 |
| | County Totals: | 0 | 0 |
| | Office Totals: | 0 | 0 |

WEC Canvass Reporting System

Ward by Ward Report

2022 Partisan Primary

REPRESENTATIVE TO THE ASSEMBLY DISTRICT 54 - Constitution

| | | Total Votes Cast | SCATTERING |
|------------------|-------------------------|---------------------|------------|
| WINNEBAGO | City of OSHKOSH Ward 1 | 0 | 0 |
| | City of OSHKOSH Ward 2 | 0 | 0 |
| | City of OSHKOSH Ward 4A | 0 | 0 |
| | City of OSHKOSH Ward 5A | 0 | 0 |
| | City of OSHKOSH Ward 6 | 0 | 0 |
| | City of OSHKOSH Ward 7 | 0 | 0 |
| | City of OSHKOSH Ward 8 | 0 | 0 |
| | City of OSHKOSH Ward 9 | 0 | 0 |
| | City of OSHKOSH Ward 10 | 0 | 0 |
| | City of OSHKOSH Ward 11 | 0 | 0 |
| | City of OSHKOSH Ward 12 | 0 | 0 |
| | City of OSHKOSH Ward 13 | 0 | 0 |
| | City of OSHKOSH Ward 14 | 0 | 0 |
| | City of OSHKOSH Ward 15 | 0 | 0 |
| | City of OSHKOSH Ward 16 | 0 | 0 |
| | City of OSHKOSH Ward 17 | 0 | 0 |
| | City of OSHKOSH Ward 18 | 0 | 0 |
| | City of OSHKOSH Ward 19 | 0 | 0 |
| | City of OSHKOSH Ward 20 | 0 | 0 |
| | City of OSHKOSH Ward 21 | 0 | 0 |
| | City of OSHKOSH Ward 22 | 0 | 0 |
| | City of OSHKOSH Ward 23 | 0 | 0 |
| | City of OSHKOSH Ward 24 | 0 | 0 |
| | City of OSHKOSH Ward 25 | 0 | 0 |
| | City of OSHKOSH Ward 26 | 0 | 0 |
| | City of OSHKOSH Ward 27 | 0 | 0 |
| | City of OSHKOSH Ward 28 | 0 | 0 |
| | County Totals: | 0 | 0 |
| | Office Totals: | 0 | 0 |

WEC Canvass Reporting System

Ward by Ward Report

2022 Partisan Primary

REPRESENTATIVE TO THE ASSEMBLY DISTRICT 55 - Constitution

| | | Total Votes Cast | SCATTERING |
|-----------------------|---|---------------------|------------|
| OUTAGAMIE | Town of GRAND CHUTE Wards 9-13,18 | 0 | 0 |
| | City of APPLETON Ward 51 | 0 | 0 |
| | County Totals: | 0 | 0 |
| WINNEBAGO | Town of CLAYTON Wards 1-3,7-9 | 0 | 0 |
| | Town of CLAYTON Wards 4-6 | 0 | 0 |
| | Town of NEENAH Wards 1-5 | 0 | 0 |
| | Town of VINLAND Wards 1,2 | 0 | 0 |
| | Town of WINCHESTER Wards 1-2 | 0 | 0 |
| | Town of WINCHESTER Wards 3-4 | 0 | 0 |
| | Town of WOLF RIVER Wards 1-2A | 0 | 0 |
| | Town of WOLF RIVER Ward 2B | 0 | 0 |
| | Village of FOX CROSSING Wards 1-2,4,7,9 | 0 | 0 |
| | Village of FOX CROSSING Wards 3,5-6,8 | 0 | 0 |
| | City of NEENAH Wards 1-4 | 0 | 0 |
| | City of NEENAH Wards 5-8 | 0 | 0 |
| | City of NEENAH Wards 9-12 | 0 | 0 |
| | City of NEENAH Wards 13-16, 22 | 0 | 0 |
| | City of NEENAH Wards 17-18 | 0 | 0 |
| | City of NEENAH Wards 19-21, 23 | 0 | 0 |
| County Totals: | 0 | 0 | |
| Office Totals: | 0 | 0 | |

WEC Canvass Reporting System

Ward by Ward Report

2022 Partisan Primary

REPRESENTATIVE TO THE ASSEMBLY DISTRICT 56 - Constitution

| | Total Votes Cast | SCATTERING |
|---|---------------------|------------|
| OUTAGAMIE Town of CENTER Wards 1,2,3,4,5 | 0 | 0 |
| Town of DALE Wards 1-4 | 0 | 0 |
| Town of GRAND CHUTE Wards 1-5 | 0 | 0 |
| Town of GRAND CHUTE Wards 6-8 | 0 | 0 |
| Town of GRAND CHUTE Wards 14-17 | 0 | 0 |
| Village of GREENVILLE Wards 1-10 | 1 | 1 |
| City of APPLETON Ward 4 | 0 | 0 |
| City of APPLETON Ward 6 | 0 | 0 |
| City of APPLETON Ward 7 | 0 | 0 |
| City of APPLETON Ward 17 | 0 | 0 |
| City of APPLETON Ward 18 | 0 | 0 |
| City of APPLETON Ward 19 | 0 | 0 |
| City of APPLETON Ward 20 | 0 | 0 |
| City of APPLETON Ward 21 | 0 | 0 |
| City of APPLETON Ward 22 | 0 | 0 |
| City of APPLETON Ward 35 | 0 | 0 |
| City of APPLETON Ward 36 | 0 | 0 |
| City of APPLETON Ward 38 | 0 | 0 |
| City of APPLETON Ward 39 | 0 | 0 |
| City of APPLETON Ward 40 | 0 | 0 |
| City of APPLETON Ward 41 | 0 | 0 |
| City of APPLETON Ward 43 | 0 | 0 |
| City of APPLETON Ward 48 | 0 | 0 |
| County Totals: | 1 | 1 |
| Office Totals: | 1 | 1 |

WEC Canvass Reporting System

Ward by Ward Report

2022 Partisan Primary

REPRESENTATIVE TO THE ASSEMBLY DISTRICT 57 - Constitution

| | | Total Votes Cast | SCATTERING |
|------------------|-------------------------------------|---------------------|------------|
| OUTAGAMIE | VILLAGE OF Fox Crossing Ward 17 | 0 | 0 |
| | City of APPLETON Ward 1 | 0 | 0 |
| | City of APPLETON Ward 2 | 0 | 0 |
| | City of APPLETON Ward 3 | 0 | 0 |
| | City of APPLETON Ward 5 | 0 | 0 |
| | City of APPLETON Ward 10 | 0 | 0 |
| | City of APPLETON Ward 11 | 0 | 0 |
| | City of APPLETON Ward 12 | 0 | 0 |
| | City of APPLETON Ward 16 | 0 | 0 |
| | City of APPLETON Ward 23 | 0 | 0 |
| | City of APPLETON Ward 24 | 0 | 0 |
| | City of APPLETON Ward 26 | 0 | 0 |
| | City of APPLETON Ward 27 | 0 | 0 |
| | City of APPLETON Ward 28 | 0 | 0 |
| | City of APPLETON Ward 29 | 0 | 0 |
| | City of APPLETON Ward 30 | 0 | 0 |
| | City of APPLETON Ward 31 | 0 | 0 |
| | City of APPLETON Ward 32 | 0 | 0 |
| | City of APPLETON Ward 37 | 0 | 0 |
| | City of APPLETON Ward 42 | 0 | 0 |
| | City of APPLETON Ward 49 | 0 | 0 |
| | City of APPLETON Ward 50 | 0 | 0 |
| | City of APPLETON Ward 52 | 0 | 0 |
| | County Totals: | 0 | 0 |
| WINNEBAGO | Village of FOX CROSSING Wards 10-12 | 0 | 0 |
| | Village of FOX CROSSING Wards 13-16 | 0 | 0 |
| | CITY OF APPLETON Ward 33 | 0 | 0 |
| | CITY OF APPLETON Ward 34 | 0 | 0 |
| | City of MENASHA Wards 1,2-4 | 1 | 1 |

WEC Canvass Reporting System

Ward by Ward Report

2022 Partisan Primary

| | | Total Votes Cast | SCATTERING |
|------------------|----------------------------------|---------------------|------------|
| WINNEBAGO | City of MENASHA Wards 5,6-8 | 0 | 0 |
| | City of MENASHA Wards 9-12,17-19 | 0 | 0 |
| | City of MENASHA Ward 13 | 0 | 0 |
| | County Totals: | 1 | 1 |
| | Office Totals: | 1 | 1 |

WEC Canvass Reporting System

Ward by Ward Report

2022 Partisan Primary

REPRESENTATIVE TO THE ASSEMBLY DISTRICT 58 - Constitution

| | Total Votes Cast | SCATTERING |
|--|---------------------|------------|
| WASHINGTON Town of BARTON Wards 1-4 | 0 | 0 |
| Town of HARTFORD Wards 1,4-5 | 0 | 0 |
| Town of POLK Wards 1-6 | 0 | 0 |
| Town of TRENTON Wards 1,7 | 0 | 0 |
| Town of WEST BEND Wards 1,2,3,4,5,6 | 0 | 0 |
| Village of JACKSON Wards 1-10,12,18 | 0 | 0 |
| Village of SLINGER Wards 1-10 | 0 | 0 |
| City of HARTFORD Wards 12,15 | 0 | 0 |
| City of WEST BEND Wards 1-3 | 0 | 0 |
| City of WEST BEND Wards 4-5 | 0 | 0 |
| City of WEST BEND Wards 6-8 | 0 | 0 |
| City of WEST BEND Wards 9-10 | 0 | 0 |
| City of WEST BEND Wards 11-13 | 0 | 0 |
| City of WEST BEND Wards 14-17 | 0 | 0 |
| City of WEST BEND Wards 18-19 | 0 | 0 |
| City of WEST BEND Wards 20-22 | 0 | 0 |
| County Totals: | 0 | 0 |
| Office Totals: | 0 | 0 |

WEC Canvass Reporting System

Ward by Ward Report

2022 Partisan Primary

REPRESENTATIVE TO THE ASSEMBLY DISTRICT 59 - Constitution

| | | Total Votes Cast | SCATTERING |
|-----------------------------|------------------------------------|---------------------|------------|
| CALUMET | Town of BROTHERTOWN Wards 1-2 | 0 | 0 |
| | Town of CHILTON Wards 1-3 | 0 | 0 |
| | Town of NEW HOLSTEIN Wards 1-2 | 0 | 0 |
| | Town of STOCKBRIDGE Wards 1,2 | 0 | 0 |
| | Village of STOCKBRIDGE Ward 1 | 0 | 0 |
| | City of NEW HOLSTEIN Wards 1-5 | 0 | 0 |
| | County Totals: | 0 | 0 |
| DODGE | CITY OF HARTFORD Ward 11 | 0 | 0 |
| | County Totals: | 0 | 0 |
| FOND DU LAC | Town of ASHFORD Wards 1-3 | 0 | 0 |
| | Town of AUBURN Wards 1-3 | 0 | 0 |
| | Town of CALUMET Wards 1-2 | 0 | 0 |
| | Town of FOREST Wards 1-2 | 0 | 0 |
| | Town of MARSHFIELD Wards 1-2 | 0 | 0 |
| | Town of OSCEOLA Wards 1-2 | 0 | 0 |
| | Town of TAYCHEEDA Wards 1-6 | 0 | 0 |
| | Village of CAMPBELLSPORT Wards 1-4 | 0 | 0 |
| | VILLAGE OF KEWASKUM Ward 6 | 0 | 0 |
| | Village of MOUNT CALVARY Ward 1 | 0 | 0 |
| Village of ST. CLOUD Ward 1 | 0 | 0 | |
| | County Totals: | 0 | 0 |
| SHEBOYGAN | Town of GREENBUSH Wards 1-3 | 0 | 0 |
| | Town of MITCHELL Wards 1-3 | 0 | 0 |
| | Town of RUSSELL Ward 1 | 0 | 0 |
| | Town of SCOTT Wards 1-3 | 0 | 0 |
| | County Totals: | 0 | 0 |
| WASHINGTON | Town of ADDISON Wards 1-6 | 0 | 0 |
| | Town of HARTFORD Wards 2-3 | 0 | 0 |

WEC Canvass Reporting System

Ward by Ward Report

2022 Partisan Primary

| | | Total Votes Cast | SCATTERING |
|-------------------|-------------------------------------|---------------------|------------|
| WASHINGTON | Town of KEWASKUM Wards 1-2 | 0 | 0 |
| | Town of WAYNE Wards 1-4 | 0 | 0 |
| | Village of KEWASKUM Wards 1,2,3,4,5 | 0 | 0 |
| | City of HARTFORD Wards 1-3 | 0 | 0 |
| | City of HARTFORD Wards 4-7,13 | 0 | 0 |
| | City of HARTFORD Wards 8-10,14 | 0 | 0 |
| | County Totals: | 0 | 0 |
| | Office Totals: | 0 | 0 |

WEC Canvass Reporting System

Ward by Ward Report

2022 Partisan Primary

REPRESENTATIVE TO THE ASSEMBLY DISTRICT 60 - Constitution

| | Total Votes Cast | SCATTERING |
|--|---------------------|------------|
| OZAUKEE Town of BELGIUM Wards 1-3 | 0 | 0 |
| Town of CEDARBURG Wards 1-2 | 0 | 0 |
| Town of CEDARBURG Wards 3-4 | 0 | 0 |
| Town of CEDARBURG Wards 5-6,10 | 0 | 0 |
| Town of CEDARBURG Wards 7-9 | 0 | 0 |
| Town of FREDONIA Wards 1-4 | 0 | 0 |
| Town of PORT WASHINGTON Wards 1-2 | 0 | 0 |
| Town of SAUKVILLE Wards 1-3 | 0 | 0 |
| Village of BELGIUM Wards 1-3 | 0 | 0 |
| Village of FREDONIA Wards 1-3 | 0 | 0 |
| Village of GRAFTON Ward 15 | 0 | 0 |
| VILLAGE OF NEWBURG Ward 3 | 0 | 0 |
| Village of SAUKVILLE Wards 1,6-7 | 0 | 0 |
| Village of SAUKVILLE Wards 2-5 | 0 | 0 |
| City of CEDARBURG Ward 1 | 0 | 0 |
| City of CEDARBURG Ward 2 | 0 | 0 |
| City of CEDARBURG Ward 3 | 0 | 0 |
| City of CEDARBURG Ward 4 | 0 | 0 |
| City of CEDARBURG Ward 5 | 0 | 0 |
| City of CEDARBURG Ward 6 | 0 | 0 |
| City of CEDARBURG Ward 7 | 0 | 0 |
| City of PORT WASHINGTON Ward 1 | 0 | 0 |
| City of PORT WASHINGTON Ward 2 | 0 | 0 |
| City of PORT WASHINGTON Ward 3 | 0 | 0 |
| City of PORT WASHINGTON Ward 4 | 0 | 0 |
| City of PORT WASHINGTON Ward 5 | 0 | 0 |
| City of PORT WASHINGTON Ward 6 | 0 | 0 |
| City of PORT WASHINGTON Ward 7 | 0 | 0 |
| County Totals: | 0 | 0 |

WEC Canvass Reporting System

Ward by Ward Report

2022 Partisan Primary

| | Total Votes Cast | SCATTERING |
|--|---------------------|------------|
| WASHINGTON Town of FARMINGTON Wards 1-5 | 0 | 0 |
| Town of JACKSON Wards 1-7 | 0 | 0 |
| Town of TRENTON Wards 2-6 | 0 | 0 |
| Village of JACKSON Wards 11,13-17 | 0 | 0 |
| Village of NEWBURG Wards 1-2 | 0 | 0 |
| County Totals: | 0 | 0 |
| Office Totals: | 0 | 0 |

WEC Canvass Reporting System

Ward by Ward Report

2022 Partisan Primary

REPRESENTATIVE TO THE ASSEMBLY DISTRICT 61 - Constitution

| | Total Votes Cast | SCATTERING |
|---|---------------------|------------|
| KENOSHA Town of BRIGHTON Wards 1-4 | 0 | 0 |
| Town of PARIS Wards 1-2 | 0 | 0 |
| Town of RANDALL Wards 1,2,3,4,5,6 | 0 | 0 |
| Town of SOMERS Wards 1,4 | 0 | 0 |
| Village of BRISTOL Wards 1-7 | 0 | 0 |
| Village of PADDOCK LAKE Wards 1-6 | 0 | 0 |
| Village of PLEASANT PRAIRIE Wards 1-3 | 0 | 0 |
| Village of PLEASANT PRAIRIE Wards 4-5 | 0 | 0 |
| Village of PLEASANT PRAIRIE Wards 6-7 | 0 | 0 |
| Village of PLEASANT PRAIRIE Wards 8-10 | 0 | 0 |
| Village of PLEASANT PRAIRIE Ward 11 | 0 | 0 |
| Village of PLEASANT PRAIRIE Wards 12-16 | 0 | 0 |
| Village of SALEM LAKES Wards 1-6 | 0 | 0 |
| Village of SALEM LAKES Wards 7-10 | 0 | 0 |
| Village of SALEM LAKES Wards 11-13 | 0 | 0 |
| Village of SOMERS Wards 1-4 | 0 | 0 |
| Village of SOMERS Ward 13 | 0 | 0 |
| Village of TWIN LAKES Wards 1-11 | 0 | 0 |
| City of KENOSHA Ward 72 | 0 | 0 |
| City of KENOSHA Ward 73 | 0 | 0 |
| City of KENOSHA Ward 74 | 0 | 0 |
| County Totals: | 0 | 0 |
| Office Totals: | 0 | 0 |

WEC Canvass Reporting System

Ward by Ward Report

2022 Partisan Primary

REPRESENTATIVE TO THE ASSEMBLY DISTRICT 62 - Constitution

| | Total Votes Cast | SCATTERING |
|--|---------------------|------------|
| RACINE | | |
| Town of NORWAY Wards 1-11 | 0 | 0 |
| Town of WATERFORD Wards 1-4,6,9-10 | 0 | 0 |
| Village of CALEDONIA Wards 1-2 | 0 | 0 |
| Village of CALEDONIA Wards 3,4-5 | 0 | 0 |
| Village of CALEDONIA Wards 6-8,20 | 0 | 0 |
| Village of CALEDONIA Wards 9-10,12-13 | 0 | 0 |
| Village of CALEDONIA Wards 11,14-15,17 | 0 | 0 |
| Village of CALEDONIA Wards 16,18-19 | 0 | 0 |
| Village of MOUNT PLEASANT Ward 4 | 0 | 0 |
| Village of MOUNT PLEASANT Wards 5-6,25 | 0 | 0 |
| Village of Raymond Wards 1-6 | 0 | 0 |
| Village of WIND POINT Wards 1-3 | 0 | 0 |
| City of RACINE Ward 15 | 0 | 0 |
| City of RACINE Ward 21 | 0 | 0 |
| City of RACINE Ward 22 | 0 | 0 |
| City of RACINE Ward 26 | 0 | 0 |
| City of RACINE Ward 27 | 0 | 0 |
| City of RACINE Ward 28 | 0 | 0 |
| City of RACINE Ward 46 | 0 | 0 |
| City of RACINE Ward 47 | 0 | 0 |
| City of RACINE Ward 48 | 0 | 0 |
| County Totals: | 0 | 0 |
| Office Totals: | 0 | 0 |

WEC Canvass Reporting System

Ward by Ward Report

2022 Partisan Primary

REPRESENTATIVE TO THE ASSEMBLY DISTRICT 63 - Constitution

| | | Total Votes Cast | SCATTERING |
|-----------------|---|---------------------|------------|
| RACINE | Town of BURLINGTON Wards 1-7 | 0 | 0 |
| | Town of BURLINGTON Wards 8-11 | 0 | 0 |
| | Town of DOVER Wards 1-8 | 0 | 0 |
| | Village of MOUNT PLEASANT Wards 1,17-18,20 | 1 | 1 |
| | Village of MOUNT PLEASANT Wards 2-3,11 | 0 | 0 |
| | Village of MOUNT PLEASANT Wards 7-8 | 0 | 0 |
| | Village of MOUNT PLEASANT Wards 9,13-14,24 | 0 | 0 |
| | Village of MOUNT PLEASANT Wards 10,12,15-16 | 0 | 0 |
| | Village of ROCHESTER Wards 1-6 | 0 | 0 |
| | Village of STURTEVANT Wards 1-8 | 0 | 0 |
| | Village of UNION GROVE Wards 1-7 | 0 | 0 |
| | Village of Yorkville Wards 1-5 | 0 | 0 |
| | City of BURLINGTON Wards 1-4 | 0 | 0 |
| | City of BURLINGTON Wards 5-8 | 0 | 0 |
| | County Totals: | 1 | 1 |
| WALWORTH | CITY OF BURLINGTON Ward 9 | 0 | 0 |
| | CITY OF BURLINGTON Ward 10 | 0 | 0 |
| | County Totals: | 0 | 0 |
| | Office Totals: | 1 | 1 |

WEC Canvass Reporting System

Ward by Ward Report

2022 Partisan Primary

REPRESENTATIVE TO THE ASSEMBLY DISTRICT 64 - Constitution

| | Total Votes Cast | SCATTERING |
|---|---------------------|------------|
| KENOSHA Town of SOMERS Wards 2-3 | 0 | 0 |
| Village of SOMERS Wards 5-6,9-10 | 0 | 0 |
| Village of SOMERS Wards 7-8 | 0 | 0 |
| Village of SOMERS Wards 11-12 | 0 | 0 |
| City of KENOSHA Ward 1 | 0 | 0 |
| City of KENOSHA Ward 2 | 0 | 0 |
| City of KENOSHA Ward 3 | 0 | 0 |
| City of KENOSHA Ward 4 | 0 | 0 |
| City of KENOSHA Ward 5 | 0 | 0 |
| City of KENOSHA Ward 6 | 0 | 0 |
| City of KENOSHA Ward 7 | 0 | 0 |
| City of KENOSHA Ward 8 | 0 | 0 |
| City of KENOSHA Ward 9 | 0 | 0 |
| City of KENOSHA Ward 10 | 0 | 0 |
| City of KENOSHA Ward 11 | 0 | 0 |
| City of KENOSHA Ward 12 | 0 | 0 |
| City of KENOSHA Ward 13 | 0 | 0 |
| City of KENOSHA Ward 14 | 0 | 0 |
| City of KENOSHA Ward 49 | 0 | 0 |
| City of KENOSHA Ward 50 | 1 | 1 |
| City of KENOSHA Ward 51 | 0 | 0 |
| City of KENOSHA Ward 52 | 0 | 0 |
| City of KENOSHA Ward 53 | 0 | 0 |
| City of KENOSHA Ward 54 | 0 | 0 |
| City of KENOSHA Ward 55 | 0 | 0 |
| City of KENOSHA Ward 56 | 0 | 0 |
| City of KENOSHA Ward 57 | 0 | 0 |
| City of KENOSHA Ward 58 | 0 | 0 |
| City of KENOSHA Ward 59 | 0 | 0 |

WEC Canvass Reporting System

Ward by Ward Report

2022 Partisan Primary

| | | Total Votes Cast | SCATTERING |
|-----------------------|--|---------------------|------------|
| KENOSHA | City of KENOSHA Ward 60 | 0 | 0 |
| | City of KENOSHA Ward 63 | 0 | 0 |
| | City of KENOSHA Ward 64 | 0 | 0 |
| | City of KENOSHA Ward 65 | 0 | 0 |
| | City of KENOSHA Ward 71 | 0 | 0 |
| | County Totals: | 1 | 1 |
| RACINE | Village of ELMWOOD PARK Ward 1 | 0 | 0 |
| | Village of MOUNT PLEASANT Wards 19,21-22 | 0 | 0 |
| | Village of MOUNT PLEASANT Ward 23 | 0 | 0 |
| | City of RACINE Ward 31 | 0 | 0 |
| | City of RACINE Ward 36 | 0 | 0 |
| | City of RACINE Ward 37 | 0 | 0 |
| | City of RACINE Ward 38 | 0 | 0 |
| | City of RACINE Ward 40 | 0 | 0 |
| | City of RACINE Ward 41 | 0 | 0 |
| | City of RACINE Ward 43 | 0 | 0 |
| County Totals: | 0 | 0 | |
| Office Totals: | 1 | 1 | |

WEC Canvass Reporting System

Ward by Ward Report

2022 Partisan Primary

REPRESENTATIVE TO THE ASSEMBLY DISTRICT 65 - Constitution

| | Total Votes Cast | SCATTERING |
|--|---------------------|------------|
| KENOSHA City of KENOSHA Ward 15 | 0 | 0 |
| City of KENOSHA Ward 16 | 0 | 0 |
| City of KENOSHA Ward 17 | 0 | 0 |
| City of KENOSHA Ward 18 | 0 | 0 |
| City of KENOSHA Ward 19 | 0 | 0 |
| City of KENOSHA Ward 20 | 0 | 0 |
| City of KENOSHA Ward 21 | 0 | 0 |
| City of KENOSHA Ward 22 | 0 | 0 |
| City of KENOSHA Ward 23 | 0 | 0 |
| City of KENOSHA Ward 24 | 0 | 0 |
| City of KENOSHA Ward 25 | 0 | 0 |
| City of KENOSHA Ward 26 | 0 | 0 |
| City of KENOSHA Ward 27 | 0 | 0 |
| City of KENOSHA Ward 28 | 0 | 0 |
| City of KENOSHA Ward 29 | 0 | 0 |
| City of KENOSHA Ward 30 | 0 | 0 |
| City of KENOSHA Ward 31 | 0 | 0 |
| City of KENOSHA Ward 32 | 0 | 0 |
| City of KENOSHA Ward 33 | 0 | 0 |
| City of KENOSHA Ward 34 | 0 | 0 |
| City of KENOSHA Ward 35 | 0 | 0 |
| City of KENOSHA Ward 36 | 0 | 0 |
| City of KENOSHA Ward 37 | 0 | 0 |
| City of KENOSHA Ward 38 | 0 | 0 |
| City of KENOSHA Ward 39 | 0 | 0 |
| City of KENOSHA Ward 40 | 0 | 0 |
| City of KENOSHA Ward 41 | 0 | 0 |
| City of KENOSHA Ward 42 | 0 | 0 |
| City of KENOSHA Ward 43 | 0 | 0 |

WEC Canvass Reporting System

Ward by Ward Report

2022 Partisan Primary

| | | Total Votes Cast | SCATTERING |
|-------------------------|-------------------------|---------------------|------------|
| KENOSHA | City of KENOSHA Ward 44 | 0 | 0 |
| | City of KENOSHA Ward 45 | 0 | 0 |
| | City of KENOSHA Ward 46 | 0 | 0 |
| | City of KENOSHA Ward 47 | 0 | 0 |
| | City of KENOSHA Ward 48 | 0 | 0 |
| | City of KENOSHA Ward 61 | 0 | 0 |
| | City of KENOSHA Ward 62 | 0 | 0 |
| | City of KENOSHA Ward 66 | 0 | 0 |
| | City of KENOSHA Ward 67 | 0 | 0 |
| | City of KENOSHA Ward 68 | 0 | 0 |
| | City of KENOSHA Ward 69 | 0 | 0 |
| City of KENOSHA Ward 70 | 0 | 0 | |
| County Totals: | | 0 | 0 |
| Office Totals: | | 0 | 0 |

WEC Canvass Reporting System

Ward by Ward Report

2022 Partisan Primary

REPRESENTATIVE TO THE ASSEMBLY DISTRICT 66 - Constitution

| | Total Votes Cast | SCATTERING |
|---|---------------------|------------|
| RACINE Village of NORTH BAY Ward 1 | 0 | 0 |
| City of RACINE Ward 1 | 0 | 0 |
| City of RACINE Ward 2 | 0 | 0 |
| City of RACINE Ward 3 | 0 | 0 |
| City of RACINE Ward 4 | 0 | 0 |
| City of RACINE Ward 5 | 0 | 0 |
| City of RACINE Ward 6 | 0 | 0 |
| City of RACINE Ward 7 | 0 | 0 |
| City of RACINE Ward 8 | 0 | 0 |
| City of RACINE Ward 9 | 1 | 1 |
| City of RACINE Ward 10 | 0 | 0 |
| City of RACINE Ward 11 | 0 | 0 |
| City of RACINE Ward 12 | 0 | 0 |
| City of RACINE Ward 13 | 0 | 0 |
| City of RACINE Ward 14 | 0 | 0 |
| City of RACINE Ward 16 | 0 | 0 |
| City of RACINE Ward 17 | 0 | 0 |
| City of RACINE Ward 18 | 0 | 0 |
| City of RACINE Ward 19 | 0 | 0 |
| City of RACINE Ward 20 | 0 | 0 |
| City of RACINE Ward 23 | 0 | 0 |
| City of RACINE Ward 24 | 0 | 0 |
| City of RACINE Ward 25 | 0 | 0 |
| City of RACINE Ward 29 | 0 | 0 |
| City of RACINE Ward 30 | 0 | 0 |
| City of RACINE Ward 32 | 0 | 0 |
| City of RACINE Ward 33 | 0 | 0 |
| City of RACINE Ward 34 | 0 | 0 |
| City of RACINE Ward 35 | 0 | 0 |

WEC Canvass Reporting System

Ward by Ward Report

2022 Partisan Primary

| | | Total Votes Cast | SCATTERING |
|---------------|------------------------|---------------------|------------|
| RACINE | City of RACINE Ward 39 | 0 | 0 |
| | City of RACINE Ward 42 | 0 | 0 |
| | City of RACINE Ward 44 | 0 | 0 |
| | City of RACINE Ward 45 | 0 | 0 |
| | City of RACINE Ward 49 | 0 | 0 |
| | County Totals: | 1 | 1 |
| | Office Totals: | 1 | 1 |

WEC Canvass Reporting System

Ward by Ward Report

2022 Partisan Primary

REPRESENTATIVE TO THE ASSEMBLY DISTRICT 67 - Constitution

| | | Total Votes Cast | SCATTERING |
|-----------------|-----------------------------------|---------------------|------------|
| BARRON | VILLAGE OF NEW AUBURN Ward 2 | 0 | 0 |
| | County Totals: | 0 | 0 |
| CHIPPEWA | Town of ANSON Wards 1-3 | 0 | 0 |
| | Town of ARTHUR Ward 1 | 0 | 0 |
| | Town of AUBURN Ward 1 | 0 | 0 |
| | Town of BIRCH CREEK Ward 1 | 0 | 0 |
| | Town of BLOOMER Wards 1-2 | 0 | 0 |
| | Town of CLEVELAND Ward 1 | 0 | 0 |
| | Town of COLBURN Ward 1 | 0 | 0 |
| | Town of COOKS VALLEY Ward 1 | 0 | 0 |
| | Town of DELMAR Wards 1-2 | 0 | 0 |
| | Town of EAGLE POINT Wards 1-5 | 0 | 0 |
| | Town of EAGLE POINT Ward 5A | 0 | 0 |
| | Town of ESTELLA Wards 1-2 | 0 | 0 |
| | Town of GOETZ Ward 1 | 0 | 0 |
| | Town of HALLIE Ward 1 | 0 | 0 |
| | Town of HOWARD Ward 1 | 0 | 0 |
| | Town of LAKE HOLCOMBE Wards 1-2 | 0 | 0 |
| | Town of RUBY Ward 1 | 0 | 0 |
| | Town of SAMPSON Ward 1 | 0 | 0 |
| | Town of TILDEN Wards 1-3 | 0 | 0 |
| | Town of TILDEN Ward 3C | 0 | 0 |
| | Town of WHEATON Wards 1-3 | 0 | 0 |
| | Town of WOODMOHR Wards 1-2 | 0 | 0 |
| | Village of LAKE HALLIE Wards 1-10 | 0 | 0 |
| | Village of NEW AUBURN Wards 1,3 | 0 | 0 |
| | City of BLOOMER Wards 1-4 | 0 | 0 |
| | City of CHIPPEWA FALLS Wards 1-2 | 0 | 0 |
| | City of CHIPPEWA FALLS Ward 1A | 0 | 0 |

WEC Canvass Reporting System

Ward by Ward Report

2022 Partisan Primary

| | | Total Votes Cast | SCATTERING |
|-------------------|-------------------------------------|-----------------------|------------|
| CHIPPEWA | City of CHIPPEWA FALLS Wards 3,4,15 | 0 | 0 |
| | City of CHIPPEWA FALLS Wards 5-6 | 0 | 0 |
| | City of CHIPPEWA FALLS Wards 8-7 | 0 | 0 |
| | City of CHIPPEWA FALLS Wards 9-10 | 0 | 0 |
| | City of CHIPPEWA FALLS Ward 10A | 0 | 0 |
| | City of CHIPPEWA FALLS Wards 11-12 | 0 | 0 |
| | City of CHIPPEWA FALLS Wards 13-14 | 0 | 0 |
| | City of CORNELL Wards 1-4 | 0 | 0 |
| | CITY OF EAU CLAIRE Ward 16 | 0 | 0 |
| | CITY OF EAU CLAIRE Ward 40 | 0 | 0 |
| | CITY OF EAU CLAIRE Ward 41 | 0 | 0 |
| | CITY OF EAU CLAIRE Ward 64 | 0 | 0 |
| | City of STANLEY Ward 9 | 0 | 0 |
| | County Totals: | 0 | 0 |
| DUNN | Town of GRANT Wards 1-2 | 0 | 0 |
| | Town of OTTER CREEK Ward 1 | 0 | 0 |
| | Town of SAND CREEK Ward 1 | 0 | 0 |
| | County Totals: | 0 | 0 |
| EAU CLAIRE | Town of UNION Wards 1-5 | 0 | 0 |
| | City of EAU CLAIRE Ward 11 | 0 | 0 |
| | City of EAU CLAIRE Ward 36 | 0 | 0 |
| | City of EAU CLAIRE Ward 37 | 0 | 0 |
| | City of EAU CLAIRE Ward 44 | 0 | 0 |
| | City of EAU CLAIRE Ward 65 | 0 | 0 |
| | City of EAU CLAIRE Ward 68 | 0 | 0 |
| | | County Totals: | 0 |
| | Office Totals: | 0 | 0 |

WEC Canvass Reporting System

Ward by Ward Report

2022 Partisan Primary

REPRESENTATIVE TO THE ASSEMBLY DISTRICT 68 - Constitution

| | | Total Votes Cast | SCATTERING |
|-----------------------------|---|---------------------|------------|
| CHIPPEWA | Town of EDSON Wards 1-2 | 0 | 0 |
| | Town of LAFAYETTE Wards 1,2,3,4,5,6,7,8 | 0 | 0 |
| | Town of SIGEL Wards 1-2 | 0 | 0 |
| | Village of BOYD Ward 1 | 0 | 0 |
| | Village of CADOTT Wards 1,2 | 0 | 0 |
| | City of STANLEY Wards 1-6 | 0 | 0 |
| | County Totals: | 0 | 0 |
| CLARK | Town of BEAVER Ward 1 | 0 | 0 |
| | Town of BUTLER Ward 1 | 0 | 0 |
| | Town of EATON Wards 1-2 | 0 | 0 |
| | Town of FOSTER Ward 1 | 0 | 0 |
| | Town of GREEN GROVE Wards 1-2 | 0 | 0 |
| | Town of HENDREN Ward 1 | 0 | 0 |
| | Town of HIXON Wards 1-2 | 0 | 0 |
| | Town of HOARD Wards 1-2 | 0 | 0 |
| | Town of LONGWOOD Wards 1-3 | 0 | 0 |
| | Town of MEAD Ward 1 | 0 | 0 |
| | Town of MENTOR Ward 1 | 0 | 0 |
| | Town of RESEBURG Ward 1 | 0 | 0 |
| | Town of SEIF Ward 1 | 0 | 0 |
| | Town of THORP Wards 1-2 | 0 | 0 |
| | Town of WARNER Wards 1-2 | 0 | 0 |
| | Town of WESTON Ward 1 | 0 | 0 |
| | Town of WITHEE Wards 1-2 | 0 | 0 |
| | Town of WORDEN Ward 1 | 0 | 0 |
| | Village of CURTISS Ward 1 | 0 | 0 |
| | Village of WITHEE Ward 1 | 0 | 0 |
| City of GREENWOOD Wards 1-2 | 0 | 0 | |
| City of OWEN Wards 1-3 | 0 | 0 | |

WEC Canvass Reporting System

Ward by Ward Report

2022 Partisan Primary

| | | Total Votes Cast | SCATTERING |
|-----------------------|--|---------------------|------------|
| CLARK | CITY OF STANLEY Wards 7-8 | 0 | 0 |
| | City of THORP Wards 1-4 | 0 | 0 |
| | County Totals: | 0 | 0 |
| EAU CLAIRE | Town of BRIDGE CREEK Wards 1-3 | 0 | 0 |
| | Town of FAIRCHILD Ward 1 | 0 | 0 |
| | Town of LINCOLN Wards 1-2 | 0 | 0 |
| | Town of LUDINGTON Wards 1-2 | 0 | 0 |
| | Town of SEYMOUR Wards 1,2,3,4,5 | 0 | 0 |
| | Town of WASHINGTON Wards 1,6-9,13-15,18-19,21-22 | 0 | 0 |
| | Town of WILSON Ward 1 | 0 | 0 |
| | Village of FAIRCHILD Ward 1 | 0 | 0 |
| | Village of FALL CREEK Wards 1-2 | 0 | 0 |
| | VILLAGE OF LAKE HALLIE Ward 11 | 0 | 0 |
| | City of ALTOONA Wards 1-14 | 0 | 0 |
| | City of AUGUSTA Wards 1-5 | 0 | 0 |
| | City of EAU CLAIRE Ward 18 | 0 | 0 |
| | City of EAU CLAIRE Ward 38 | 0 | 0 |
| | City of EAU CLAIRE Ward 39 | 0 | 0 |
| | City of EAU CLAIRE Ward 49 | 0 | 0 |
| | City of EAU CLAIRE Ward 66 | 0 | 0 |
| | City of EAU CLAIRE Ward 69 | 0 | 0 |
| | City of EAU CLAIRE Ward 71 | 0 | 0 |
| | County Totals: | 0 | 0 |
| Office Totals: | 0 | 0 | |

WEC Canvass Reporting System

Ward by Ward Report

2022 Partisan Primary

REPRESENTATIVE TO THE ASSEMBLY DISTRICT 69 - Constitution

| | Total Votes Cast | SCATTERING |
|----------------------------------|---------------------|------------|
| CLARK | | |
| Town of COLBY Wards 1-3 | 0 | 0 |
| Town of DEWHURST Ward 1 | 0 | 0 |
| Town of FREMONT Wards 1-2 | 0 | 0 |
| Town of GRANT Ward 1 | 0 | 0 |
| Town of HEWETT Wards 1-2 | 0 | 0 |
| Town of LEVIS Wards 1-2 | 0 | 0 |
| Town of LOYAL Ward 1 | 0 | 0 |
| Town of LYNN Wards 1-2 | 0 | 0 |
| Town of MAYVILLE Wards 1-2 | 0 | 0 |
| Town of PINE VALLEY Wards 1-2 | 0 | 0 |
| Town of SHERMAN Wards 1-2 | 0 | 0 |
| Town of SHERWOOD Ward 1 | 0 | 0 |
| Town of UNITY Ward 1 | 0 | 0 |
| Town of WASHBURN Ward 1 | 0 | 0 |
| Town of YORK Wards 1-2 | 0 | 0 |
| Village of DORCHESTER Ward 1 | 0 | 0 |
| Village of GRANTON Ward 1 | 0 | 0 |
| VILLAGE OF UNITY Ward 2 | 0 | 0 |
| City of ABBOTSFORD Wards 2,3,4,5 | 0 | 0 |
| City of COLBY Wards 2,3 | 0 | 0 |
| City of LOYAL Wards 1-2 | 0 | 0 |
| City of NEILLSVILLE Ward 1 | 0 | 0 |
| City of NEILLSVILLE Ward 2 | 0 | 0 |
| City of NEILLSVILLE Ward 3 | 0 | 0 |
| City of NEILLSVILLE Ward 4 | 0 | 0 |
| City of NEILLSVILLE Ward 5 | 0 | 0 |
| County Totals: | 0 | 0 |
| JACKSON | | |
| Town of ADAMS Wards 1-3 | 0 | 0 |
| Town of BROCKWAY Wards 1-6 | 0 | 0 |

WEC Canvass Reporting System

Ward by Ward Report

2022 Partisan Primary

| | | Total Votes Cast | SCATTERING |
|-----------------|-----------------------------------|-----------------------|------------|
| JACKSON | Town of KOMENSKY Ward 1 | 0 | 0 |
| | City of BLACK RIVER FALLS Ward 1 | 0 | 0 |
| | City of BLACK RIVER FALLS Ward 2 | 0 | 0 |
| | City of BLACK RIVER FALLS Ward 3 | 0 | 0 |
| | City of BLACK RIVER FALLS Ward 4 | 0 | 0 |
| | County Totals: | 0 | 0 |
| MARATHON | Town of BRIGHTON Wards 1-2 | 0 | 0 |
| | Town of CLEVELAND Wards 1-2 | 0 | 0 |
| | Town of EAU PLEINE Ward 1 | 0 | 0 |
| | Town of FRANKFORT Ward 1 | 0 | 0 |
| | Town of HULL Ward 1 | 0 | 0 |
| | Town of MCMILLAN Wards 1-3 | 0 | 0 |
| | Town of SPENCER Wards 1-2 | 0 | 0 |
| | Town of WIEN Ward 1 | 0 | 0 |
| | VILLAGE OF DORCHESTER Ward 2 | 0 | 0 |
| | Village of EDGAR Ward 3 | 0 | 0 |
| | Village of FENWOOD Ward 1 | 0 | 0 |
| | Village of SPENCER Wards 1-3 | 0 | 0 |
| | Village of STRATFORD Wards 1-2 | 0 | 0 |
| | Village of UNITY Ward 1 | 0 | 0 |
| | CITY OF ABBOTSFORD Ward 1 | 0 | 0 |
| | CITY OF COLBY Ward 1 | 0 | 0 |
| | CITY OF MARSHFIELD Wards 12,16,19 | 0 | 0 |
| | | County Totals: | 0 |
| WOOD | Town of CAMERON Ward 1 | 0 | 0 |
| | Town of CARY Ward 1 | 0 | 0 |
| | Town of LINCOLN Wards 1-2 | 0 | 0 |
| | Town of ROCK Ward 1 | 0 | 0 |
| | City of MARSHFIELD Wards 1,11 | 0 | 0 |
| | City of MARSHFIELD Ward 2 | 0 | 0 |

WEC Canvass Reporting System

Ward by Ward Report

2022 Partisan Primary

| | | Total Votes Cast | SCATTERING |
|-------------|-------------------------------|---------------------|------------|
| WOOD | City of MARSHFIELD Wards 3,13 | 0 | 0 |
| | City of MARSHFIELD Wards 4,14 | 0 | 0 |
| | City of MARSHFIELD Wards 5,15 | 0 | 0 |
| | City of MARSHFIELD Ward 6 | 0 | 0 |
| | City of MARSHFIELD Wards 7,17 | 0 | 0 |
| | City of MARSHFIELD Wards 9,21 | 0 | 0 |
| | County Totals: | 0 | 0 |
| | Office Totals: | 0 | 0 |

WEC Canvass Reporting System

Ward by Ward Report

2022 Partisan Primary

REPRESENTATIVE TO THE ASSEMBLY DISTRICT 70 - Constitution

| | | Total Votes Cast | SCATTERING |
|---------------------------------|--------------------------------|---------------------|------------|
| JACKSON | Town of BEAR BLUFF Ward 1 | 0 | 0 |
| | Town of CITY POINT Ward 1 | 0 | 0 |
| | Town of KNAPP Ward 1 | 0 | 0 |
| | Town of MANCHESTER Ward 1 | 0 | 0 |
| | Town of MILLSTON Wards 1-2 | 0 | 0 |
| | County Totals: | 0 | 0 |
| LA CROSSE | Town of BURNS Wards 1-2 | 0 | 0 |
| | Village of ROCKLAND Ward 1 | 0 | 0 |
| | County Totals: | 0 | 0 |
| MONROE | Town of BYRON Wards 1-2 | 0 | 0 |
| | Town of GRANT Ward 1 | 0 | 0 |
| | Town of GREENFIELD Wards 1-2 | 0 | 0 |
| | Town of LA GRANGE Wards 1-2 | 0 | 0 |
| | Town of LA GRANGE Wards 3-4 | 0 | 0 |
| | Town of LINCOLN Ward 1 | 0 | 0 |
| | Town of LITTLE FALLS Wards 1-2 | 0 | 0 |
| | Town of NEW LYME Ward 1 | 0 | 0 |
| | Town of SCOTT Ward 1 | 0 | 0 |
| | Town of SPARTA Wards 1,2,3,4,5 | 0 | 0 |
| | VILLAGE OF ROCKLAND Ward 2 | 0 | 0 |
| | Village of WARRENS Ward 1 | 0 | 0 |
| | Village of WYEVILLE Ward 1 | 0 | 0 |
| | City of SPARTA Wards 1-5 | 0 | 0 |
| | City of SPARTA Wards 6-13 | 0 | 0 |
| City of TOMAH Wards 1-5,6-16,20 | 0 | 0 | |
| City of TOMAH Wards 17-19,21 | 0 | 0 | |
| | County Totals: | 0 | 0 |
| PORTAGE | Town of CARSON Wards 1-2 | 0 | 0 |

WEC Canvass Reporting System

Ward by Ward Report

2022 Partisan Primary

| | | Total Votes Cast | SCATTERING |
|----------------|---------------------------------|---------------------|------------|
| PORTAGE | Town of DEWEY Ward 1 | 0 | 0 |
| | Town of EAU PLEINE Wards 1-2 | 0 | 0 |
| | Town of HULL Wards 1-3 | 0 | 0 |
| | Town of HULL Wards 4-5,7 | 0 | 0 |
| | Town of SHARON Wards 1-3 | 0 | 0 |
| | Village of JUNCTION CITY Ward 1 | 0 | 0 |
| | VILLAGE OF MILLADORE Ward 2 | 0 | 0 |
| | County Totals: | 0 | 0 |
| WOOD | Town of ARPIN Wards 1,2 | 0 | 0 |
| | Town of CRANMOOR Ward 1 | 0 | 0 |
| | Town of DEXTER Ward 1 | 0 | 0 |
| | Town of HANSEN Ward 1 | 0 | 0 |
| | Town of HILES Ward 1 | 0 | 0 |
| | Town of MILLADORE Ward 1 | 0 | 0 |
| | Town of PORT EDWARDS Wards 1-4 | 0 | 0 |
| | Town of REMINGTON Ward 1 | 0 | 0 |
| | Town of RICHFIELD Wards 1-3 | 0 | 0 |
| | Town of RUDOLPH Wards 1-2 | 0 | 0 |
| | Town of SENECA Wards 1-4 | 0 | 0 |
| | Town of SHERRY Ward 1 | 0 | 0 |
| | Town of SIGEL Wards 1,2 | 0 | 0 |
| | Town of WOOD Ward 1 | 0 | 0 |
| | Village of ARPIN Ward 1 | 0 | 0 |
| | Village of MILLADORE Ward 1 | 0 | 0 |
| | Village of RUDOLPH Ward 1 | 0 | 0 |
| | Village of VESPER Ward 1 | 0 | 0 |
| | City of NEKOOSA Wards 1-4 | 0 | 0 |
| | City of PITTSVILLE Ward 1 | 0 | 0 |
| | County Totals: | 0 | 0 |
| | Office Totals: | 0 | 0 |

WEC Canvass Reporting System

Ward by Ward Report

2022 Partisan Primary

REPRESENTATIVE TO THE ASSEMBLY DISTRICT 71 - Constitution

| | Total Votes Cast | SCATTERING |
|-------------------------------------|---------------------|------------|
| PORTAGE Town of ALBAN Ward 1 | 0 | 0 |
| Town of ALMOND Wards 1-2 | 0 | 0 |
| Town of AMHERST Wards 1-2 | 0 | 0 |
| Town of BELMONT Ward 1 | 0 | 0 |
| Town of BUENA VISTA Wards 1-2 | 0 | 0 |
| Town of GRANT Wards 1-3 | 0 | 0 |
| Town of HULL Wards 6,8 | 0 | 0 |
| Town of LANARK Wards 1-2 | 0 | 0 |
| Town of LINWOOD Wards 1-2 | 0 | 0 |
| Town of NEW HOPE Ward 1 | 0 | 0 |
| Town of PLOVER Wards 1-3 | 0 | 0 |
| Town of STOCKTON Wards 1-5 | 0 | 0 |
| Village of ALMOND Ward 1 | 0 | 0 |
| Village of AMHERST Wards 1-2 | 0 | 0 |
| Village of AMHERST JUNCTION Ward 1 | 0 | 0 |
| Village of NELSONVILLE Ward 1 | 0 | 0 |
| Village of PARK RIDGE Ward 1 | 0 | 0 |
| Village of PLOVER Wards 1-3,5 | 0 | 0 |
| Village of PLOVER Wards 4,6,10 | 0 | 0 |
| Village of PLOVER Wards 7-9 | 0 | 0 |
| Village of ROSHOLT Ward 1 | 0 | 0 |
| Village of WHITING Wards 1-4 | 0 | 0 |
| City of STEVENS POINT Wards 1-3 | 0 | 0 |
| City of STEVENS POINT Wards 4-6 | 0 | 0 |
| City of STEVENS POINT Wards 7-9 | 0 | 0 |
| City of STEVENS POINT Wards 10-12 | 0 | 0 |
| City of STEVENS POINT Wards 13-15 | 0 | 0 |
| City of STEVENS POINT Wards 16-18 | 0 | 0 |
| City of STEVENS POINT Wards 19-21 | 0 | 0 |

WEC Canvass Reporting System

Ward by Ward Report

2022 Partisan Primary

| | | Total Votes Cast | SCATTERING |
|----------------|-----------------------------------|---------------------|------------|
| PORTAGE | City of STEVENS POINT Wards 22-24 | 0 | 0 |
| | City of STEVENS POINT Wards 25-27 | 0 | 0 |
| | City of STEVENS POINT Wards 28-30 | 0 | 0 |
| | City of STEVENS POINT Wards 31-33 | 0 | 0 |
| | County Totals: | 0 | 0 |
| | Office Totals: | 0 | 0 |

WEC Canvass Reporting System

Ward by Ward Report

2022 Partisan Primary

REPRESENTATIVE TO THE ASSEMBLY DISTRICT 72 - Constitution

| | | Total Votes Cast | SCATTERING |
|-----------------|-----------------------------------|-----------------------|------------|
| ADAMS | Town of BIG FLATS Wards 1-2 | 0 | 0 |
| | Town of COLBURN Ward 1 | 0 | 0 |
| | Town of LEOLA Ward 1 | 0 | 0 |
| | Town of MONROE Ward 1 | 0 | 0 |
| | Town of PRESTON Wards 1-2 | 0 | 0 |
| | Town of RICHFIELD Ward 1 | 0 | 0 |
| | Town of ROME Wards 1,2,3,4 | 0 | 0 |
| | Town of STRONGS PRAIRIE Wards 1,2 | 0 | 0 |
| | County Totals: | 0 | 0 |
| PORTAGE | Town of PINE GROVE Wards 1-2 | 0 | 0 |
| | | County Totals: | 0 |
| WAUSHARA | Town of COLOMA Ward 1 | 0 | 0 |
| | Town of DAKOTA Wards 1-2 | 0 | 0 |
| | Town of DEERFIELD Ward 1 | 0 | 0 |
| | Town of HANCOCK Ward 1 | 0 | 0 |
| | Town of MARION Wards 1-4 | 0 | 0 |
| | Town of MOUNT MORRIS Wards 1-2 | 0 | 0 |
| | Town of OASIS Ward 1 | 0 | 0 |
| | Town of PLAINFIELD Ward 1 | 0 | 0 |
| | Town of RICHFORD Wards 1-2 | 0 | 0 |
| | Town of ROSE Wards 1-2 | 0 | 0 |
| | Town of WAUTOMA Wards 1-3 | 0 | 0 |
| | Village of COLOMA Ward 1 | 0 | 0 |
| | Village of HANCOCK Ward 1 | 0 | 0 |
| | Village of LOHRVILLE Ward 1 | 0 | 0 |
| | Village of PLAINFIELD Ward 1 | 0 | 0 |
| | Village of REDGRANITE Wards 1,2 | 0 | 0 |
| | Village of WILD ROSE Ward 1 | 0 | 0 |
| | City of WAUTOMA Wards 1-3 | 0 | 0 |

WEC Canvass Reporting System

Ward by Ward Report

2022 Partisan Primary

| | | Total Votes Cast | SCATTERING |
|-----------------|--------------------------------------|---------------------|------------|
| WAUSHARA | County Totals: | 0 | 0 |
| WOOD | Town of GRAND RAPIDS Wards 1-11 | 0 | 0 |
| | Town of SARATOGA Wards 1-9 | 0 | 0 |
| | Village of BIRON Ward 1 | 0 | 0 |
| | Village of PORT EDWARDS Wards 1-3 | 0 | 0 |
| | City of WISCONSIN RAPIDS Wards 1-4 | 1 | 1 |
| | City of WISCONSIN RAPIDS Wards 5-7 | 0 | 0 |
| | City of WISCONSIN RAPIDS Wards 8-10 | 0 | 0 |
| | City of WISCONSIN RAPIDS Wards 11-13 | 0 | 0 |
| | City of WISCONSIN RAPIDS Wards 14-16 | 0 | 0 |
| | City of WISCONSIN RAPIDS Wards 17-20 | 0 | 0 |
| | City of WISCONSIN RAPIDS Wards 21-24 | 0 | 0 |
| | City of WISCONSIN RAPIDS Wards 25-27 | 0 | 0 |
| | County Totals: | 1 | 1 |
| | Office Totals: | 1 | 1 |

WEC Canvass Reporting System

Ward by Ward Report

2022 Partisan Primary

REPRESENTATIVE TO THE ASSEMBLY DISTRICT 73 - Constitution

| | Total Votes Cast | SCATTERING |
|---------------------------------|---------------------|------------|
| BURNETT | | |
| Town of ANDERSON Ward 1 | 0 | 0 |
| Town of BLAINE Ward 1 | 0 | 0 |
| Town of DANIELS Ward 1 | 0 | 0 |
| Town of DEWEY Ward 1 | 0 | 0 |
| Town of GRANTSBURG Wards 1-3 | 0 | 0 |
| Town of JACKSON Wards 1-2 | 0 | 0 |
| Town of LA FOLLETTE Wards 1-2 | 0 | 0 |
| Town of LINCOLN Ward 1 | 0 | 0 |
| Town of MEENON Wards 1-3 | 0 | 0 |
| Town of OAKLAND Wards 1-2 | 0 | 0 |
| Town of ROOSEVELT Ward 1 | 0 | 0 |
| Town of RUSK Wards 1-2 | 0 | 0 |
| Town of SAND LAKE Wards 1-2 | 0 | 0 |
| Town of SCOTT Wards 1-2 | 0 | 0 |
| Town of SIREN Wards 1-3 | 0 | 0 |
| Town of SWISS Ward 1 | 0 | 0 |
| Town of TRADE LAKE Wards 1-2 | 0 | 0 |
| Town of UNION Ward 1 | 0 | 0 |
| Town of WEBB LAKE Ward 1 | 0 | 0 |
| Town of WEST MARSHLAND Ward 1 | 0 | 0 |
| Town of WOOD RIVER Wards 1,2 | 0 | 0 |
| Village of GRANTSBURG Wards 1,2 | 0 | 0 |
| Village of SIREN Wards 1-2 | 0 | 0 |
| Village of WEBSTER Ward 1 | 0 | 0 |
| County Totals: | 0 | 0 |
| DOUGLAS | | |
| Town of AMNICON Wards 1-2 | 0 | 0 |
| Town of BRULE Ward 1 | 0 | 0 |
| Town of CLOVERLAND Ward 1 | 0 | 0 |
| Town of DAIRYLAND Ward 1 | 0 | 0 |

WEC Canvass Reporting System

Ward by Ward Report

2022 Partisan Primary

| | | Total Votes Cast | SCATTERING |
|-----------------------|-------------------------------------|---------------------|------------|
| DOUGLAS | Town of LAKESIDE Ward 1 | 0 | 0 |
| | Town of MAPLE Ward 1 | 0 | 0 |
| | Town of OAKLAND Wards 1-2 | 0 | 0 |
| | Town of PARKLAND Wards 1-2 | 0 | 0 |
| | Town of SUMMIT Wards 1-2 | 0 | 0 |
| | Town of SUPERIOR Wards 1-3 | 0 | 0 |
| | Village of LAKE NEBAGAMON Wards 1-2 | 0 | 0 |
| | Village of OLIVER Ward 1 | 0 | 0 |
| | Village of POPLAR Ward 1 | 0 | 0 |
| | Village of SUPERIOR Ward 1 | 0 | 0 |
| | City of SUPERIOR Wards 1-5 | 1 | 1 |
| | City of SUPERIOR Wards 6-10 | 0 | 0 |
| | City of SUPERIOR Wards 11-16 | 0 | 0 |
| | City of SUPERIOR Wards 17-22 | 0 | 0 |
| | City of SUPERIOR Wards 23-28 | 0 | 0 |
| County Totals: | 1 | 1 | |
| WASHBURN | Town of BROOKLYN Wards 1-2 | 0 | 0 |
| | Town of CASEY Ward 1 | 0 | 0 |
| | Town of CHICOG Ward 1 | 0 | 0 |
| | Town of FROG CREEK Ward 1 | 0 | 0 |
| | Town of GULL LAKE Ward 1 | 0 | 0 |
| | Town of MINONG Wards 1-2 | 0 | 0 |
| | Town of STINNETT Ward 1 | 0 | 0 |
| | Town of TREGO Wards 1-2 | 0 | 0 |
| | Village of MINONG Ward 1 | 0 | 0 |
| County Totals: | 0 | 0 | |
| Office Totals: | 1 | 1 | |

WEC Canvass Reporting System

Ward by Ward Report

2022 Partisan Primary

REPRESENTATIVE TO THE ASSEMBLY DISTRICT 74 - Constitution

| | Total Votes Cast | SCATTERING |
|----------------------------------|---------------------|------------|
| ASHLAND | | |
| Town of AGENDA Ward 1 | 0 | 0 |
| Town of ASHLAND Ward 1 | 0 | 0 |
| Town of CHIPPEWA Ward 1 | 0 | 0 |
| Town of GINGLES Wards 1-2 | 0 | 0 |
| Town of GORDON Ward 1 | 0 | 0 |
| Town of JACOBS Wards 1-2 | 0 | 0 |
| Town of LA POINTE Ward 1 | 0 | 0 |
| Town of MARENGO Ward 1 | 0 | 0 |
| Town of MORSE Wards 1-2 | 0 | 0 |
| Town of PEEKSVILLE Ward 1 | 0 | 0 |
| Town of SANBORN Wards 1-2 | 0 | 0 |
| Town of SHANAGOLDEN Ward 1 | 0 | 0 |
| Town of WHITE RIVER Wards 1-2 | 0 | 0 |
| Village of BUTTERNUT Ward 1 | 0 | 0 |
| City of ASHLAND Wards 1-8,11 | 0 | 0 |
| City of ASHLAND Wards 9-10,12-21 | 0 | 0 |
| City of MELLEEN Ward 1 | 0 | 0 |
| County Totals: | 0 | 0 |
| BAYFIELD | | |
| Town of BARKSDALE Wards 1-2 | 0 | 0 |
| Town of BARNES Ward 1 | 0 | 0 |
| Town of BAYFIELD Wards 1-2 | 0 | 0 |
| Town of BAYVIEW Ward 1 | 0 | 0 |
| Town of BELL Ward 1 | 0 | 0 |
| Town of CABLE Ward 1 | 0 | 0 |
| Town of CLOVER Ward 1 | 0 | 0 |
| Town of DELTA Ward 1 | 0 | 0 |
| Town of DRUMMOND Wards 1-2 | 0 | 0 |
| Town of EILEEN Wards 1-2 | 0 | 0 |
| Town of GRAND VIEW Ward 1 | 0 | 0 |

WEC Canvass Reporting System

Ward by Ward Report

2022 Partisan Primary

| | | Total Votes Cast | SCATTERING |
|-----------------------|---------------------------------|---------------------|------------|
| BAYFIELD | Town of HUGHES Ward 1 | 0 | 0 |
| | Town of IRON RIVER Wards 1-2 | 0 | 0 |
| | Town of KELLY Ward 1 | 0 | 0 |
| | Town of KEYSTONE Ward 1 | 0 | 0 |
| | Town of LINCOLN Ward 1 | 0 | 0 |
| | Town of MASON Ward 1 | 0 | 0 |
| | Town of NAMAKAGON Ward 1 | 0 | 0 |
| | Town of ORIENTA Ward 1 | 0 | 0 |
| | Town of OULU Ward 1 | 0 | 0 |
| | Town of PILSEN Ward 1 | 0 | 0 |
| | Town of PORT WING Ward 1 | 0 | 0 |
| | Town of RUSSELL Wards 1-3 | 0 | 0 |
| | Town of TRIPP Ward 1 | 0 | 0 |
| | Town of WASHBURN Wards 1-2 | 0 | 0 |
| | Village of MASON Ward 1 | 0 | 0 |
| | CITY OF ASHLAND Ward 22 | 0 | 0 |
| | City of BAYFIELD Ward 1 | 0 | 0 |
| | City of WASHBURN Wards 1-5 | 0 | 0 |
| County Totals: | 0 | 0 | |
| DOUGLAS | Town of BENNETT Ward 1 | 0 | 0 |
| | Town of GORDON Ward 1 | 0 | 0 |
| | Town of HAWTHORNE Wards 1-2 | 0 | 0 |
| | Town of HIGHLAND Ward 1 | 0 | 0 |
| | Town of SOLON SPRINGS Wards 1,2 | 0 | 0 |
| | Town of WASCOTT Ward 1 | 0 | 0 |
| | Village of SOLON SPRINGS Ward 1 | 0 | 0 |
| | County Totals: | 0 | 0 |
| IRON | Town of ANDERSON Ward 1 | 0 | 0 |
| | Town of CAREY Ward 1 | 0 | 0 |
| | Town of GURNEY Ward 1 | 0 | 0 |

WEC Canvass Reporting System

Ward by Ward Report

2022 Partisan Primary

| | | Total Votes Cast | SCATTERING |
|--------------|------------------------------|---------------------|------------|
| IRON | Town of KIMBALL Ward 1 | 0 | 0 |
| | Town of KNIGHT Ward 1 | 0 | 0 |
| | Town of MERCER Wards 1-4 | 0 | 0 |
| | Town of OMA Ward 1 | 0 | 0 |
| | Town of PENCE Ward 1 | 0 | 0 |
| | Town of SAXON Ward 1 | 0 | 0 |
| | Town of SHERMAN Ward 1 | 0 | 0 |
| | City of HURLEY Ward 1 | 0 | 0 |
| | City of HURLEY Ward 2 | 0 | 0 |
| | City of HURLEY Ward 3 | 0 | 0 |
| | City of HURLEY Ward 4 | 0 | 0 |
| | City of MONTREAL Wards 1-2 | 0 | 0 |
| | County Totals: | 0 | 0 |
| PRICE | Town of CATAWBA Ward 1 | 0 | 0 |
| | Town of EISENSTEIN Wards 1-2 | 0 | 0 |
| | Town of ELK Wards 1-2 | 0 | 0 |
| | Town of EMERY Ward 1 | 0 | 0 |
| | Town of FIFIELD Ward 1 | 0 | 0 |
| | Town of FIFIELD Ward 2 | 0 | 0 |
| | Town of FLAMBEAU Ward 1 | 0 | 0 |
| | Town of GEORGETOWN Ward 1 | 0 | 0 |
| | Town of HACKETT Ward 1 | 0 | 0 |
| | Town of HARMONY Ward 1 | 0 | 0 |
| | Town of HILL Ward 1 | 0 | 0 |
| | Town of KENNAN Ward 1 | 0 | 0 |
| | Town of KNOX Ward 1 | 0 | 0 |
| | Town of LAKE Wards 1-2 | 0 | 0 |
| | Town of OGEMA Wards 1-2 | 0 | 0 |
| | Town of PRENTICE Ward 1 | 0 | 0 |
| | Town of SPIRIT Ward 1 | 0 | 0 |

WEC Canvass Reporting System

Ward by Ward Report

2022 Partisan Primary

| | | Total Votes Cast | SCATTERING |
|---------------|------------------------------|---------------------|------------|
| PRICE | Town of WORCESTER Wards 1-3 | 0 | 0 |
| | Village of CATAWBA Ward 1 | 0 | 0 |
| | Village of KENNAN Ward 1 | 0 | 0 |
| | Village of PRENTICE Ward 1 | 0 | 0 |
| | City of PARK FALLS Wards 1-7 | 0 | 0 |
| | City of PHILLIPS Wards 1-4 | 0 | 0 |
| | County Totals: | 0 | 0 |
| SAWYER | Town of LENROOT Wards 1-2 | 0 | 0 |
| | Town of SPIDER LAKE Ward 1 | 0 | 0 |
| | County Totals: | 0 | 0 |
| | Office Totals: | 0 | 0 |

WEC Canvass Reporting System

Ward by Ward Report

2022 Partisan Primary

REPRESENTATIVE TO THE ASSEMBLY DISTRICT 75 - Constitution

| | Total Votes Cast | SCATTERING |
|--|---------------------|------------|
| BARRON Town of ALMENA Wards 1-2 | 0 | 0 |
| Town of ARLAND Ward 1 | 0 | 0 |
| Town of BARRON Wards 1-2 | 0 | 0 |
| Town of BEAR LAKE Ward 1 | 0 | 0 |
| Town of CEDAR LAKE Wards 1-2 | 0 | 0 |
| Town of CHETEK Wards 1-3 | 0 | 0 |
| Town of CLINTON Ward 1 | 0 | 0 |
| Town of CRYSTAL LAKE Ward 1 | 0 | 0 |
| Town of CUMBERLAND Ward 1 | 0 | 0 |
| Town of DALLAS Wards 1-2 | 0 | 0 |
| Town of DOVRE Ward 1 | 0 | 0 |
| Town of DOYLE Wards 1-2 | 0 | 0 |
| Town of LAKELAND Wards 1-2 | 0 | 0 |
| Town of MAPLE GROVE Wards 1-2 | 0 | 0 |
| Town of MAPLE PLAIN Ward 1 | 0 | 0 |
| Town of OAK GROVE Wards 1-2 | 0 | 0 |
| Town of PRAIRIE FARM Wards 1-2 | 0 | 0 |
| Town of PRAIRIE LAKE Wards 1-2 | 0 | 0 |
| Town of RICE LAKE Wards 1-4 | 0 | 0 |
| Town of SIOUX CREEK Ward 1 | 0 | 0 |
| Town of STANFOLD Ward 1 | 0 | 0 |
| Town of STANLEY Wards 1-4 | 0 | 0 |
| Town of SUMNER Ward 1 | 0 | 0 |
| Town of TURTLE LAKE Ward 1 | 0 | 0 |
| Town of VANCE CREEK Ward 1 | 0 | 0 |
| Village of ALMENA Ward 1 | 0 | 0 |
| Village of CAMERON Wards 1-3 | 0 | 0 |
| Village of DALLAS Ward 1 | 0 | 0 |
| Village of HAUGEN Ward 1 | 0 | 0 |

WEC Canvass Reporting System

Ward by Ward Report

2022 Partisan Primary

| | | Total Votes Cast | SCATTERING |
|-----------------|--------------------------------|---------------------|------------|
| BARRON | Village of PRAIRIE FARM Ward 1 | 0 | 0 |
| | Village of TURTLE LAKE Ward 1 | 0 | 0 |
| | City of BARRON Wards 1-7 | 0 | 0 |
| | City of CHETEK Wards 1-4 | 0 | 0 |
| | City of CUMBERLAND Wards 1-5 | 0 | 0 |
| | City of RICE LAKE Wards 1-15 | 0 | 0 |
| | County Totals: | 0 | 0 |
| POLK | VILLAGE OF TURTLE LAKE Ward 2 | 0 | 0 |
| | County Totals: | 0 | 0 |
| WASHBURN | Town of BARRONETT Ward 1 | 0 | 0 |
| | Town of BASHAW Wards 1,2 | 0 | 0 |
| | Town of BASS LAKE Ward 1 | 0 | 0 |
| | Town of BEAVER BROOK Ward 1 | 0 | 0 |
| | Town of BIRCHWOOD Wards 1,2 | 0 | 0 |
| | Town of CRYSTAL Ward 1 | 0 | 0 |
| | Town of EVERGREEN Wards 1-2 | 0 | 0 |
| | Town of LONG LAKE Ward 1 | 0 | 0 |
| | Town of MADGE Ward 1 | 0 | 0 |
| | Town of SARONA Wards 1-2 | 0 | 0 |
| | Town of SPOONER Wards 1,2 | 0 | 0 |
| | Town of SPRINGBROOK Ward 1 | 0 | 0 |
| | Town of STONE LAKE Ward 1 | 0 | 0 |
| | Village of BIRCHWOOD Ward 1 | 0 | 0 |
| | City of SPOONER Wards 1,2,3,4 | 0 | 0 |
| | City of SHELL LAKE Wards 1-2 | 0 | 0 |
| | County Totals: | 0 | 0 |
| | Office Totals: | 0 | 0 |

WEC Canvass Reporting System

Ward by Ward Report

2022 Partisan Primary

REPRESENTATIVE TO THE ASSEMBLY DISTRICT 76 - Constitution

| | Total Votes Cast | SCATTERING |
|--------------------------|---------------------|------------|
| DANE | | |
| City of MADISON Ward 28 | 0 | 0 |
| City of MADISON Ward 29 | 0 | 0 |
| City of MADISON Ward 30 | 0 | 0 |
| City of MADISON Ward 40 | 0 | 0 |
| City of MADISON Ward 41 | 0 | 0 |
| City of MADISON Ward 42 | 0 | 0 |
| City of MADISON Ward 43 | 0 | 0 |
| City of MADISON Ward 44 | 0 | 0 |
| City of MADISON Ward 45 | 0 | 0 |
| City of MADISON Ward 46 | 0 | 0 |
| City of MADISON Ward 47 | 0 | 0 |
| City of MADISON Ward 48 | 0 | 0 |
| City of MADISON Ward 49 | 0 | 0 |
| City of MADISON Ward 50 | 0 | 0 |
| City of MADISON Ward 51 | 0 | 0 |
| City of MADISON Ward 52 | 1 | 1 |
| City of MADISON Ward 53 | 0 | 0 |
| City of MADISON Ward 54 | 0 | 0 |
| City of MADISON Ward 55 | 0 | 0 |
| City of MADISON Ward 56 | 0 | 0 |
| City of MADISON Ward 57 | 0 | 0 |
| City of MADISON Ward 58 | 0 | 0 |
| City of MADISON Ward 59 | 0 | 0 |
| City of MADISON Ward 68 | 0 | 0 |
| City of MADISON Ward 127 | 0 | 0 |
| City of MADISON Ward 128 | 0 | 0 |
| City of MADISON Ward 134 | 0 | 0 |
| County Totals: | 1 | 1 |
| Office Totals: | 1 | 1 |

WEC Canvass Reporting System

Ward by Ward Report

2022 Partisan Primary

REPRESENTATIVE TO THE ASSEMBLY DISTRICT 77 - Constitution

| | | Total Votes Cast | SCATTERING |
|-------------|--------------------------------------|---------------------|------------|
| DANE | Village of SHOREWOOD HILLS Wards 1-2 | 0 | 0 |
| | City of MADISON Ward 60 | 0 | 0 |
| | City of MADISON Ward 61 | 0 | 0 |
| | City of MADISON Ward 62 | 0 | 0 |
| | City of MADISON Ward 63 | 0 | 0 |
| | City of MADISON Ward 64 | 0 | 0 |
| | City of MADISON Ward 65 | 0 | 0 |
| | City of MADISON Ward 66 | 0 | 0 |
| | City of MADISON Ward 67 | 1 | 1 |
| | City of MADISON Ward 69 | 0 | 0 |
| | City of MADISON Ward 70 | 0 | 0 |
| | City of MADISON Ward 71 | 0 | 0 |
| | City of MADISON Ward 72 | 0 | 0 |
| | City of MADISON Ward 73 | 0 | 0 |
| | City of MADISON Ward 74 | 0 | 0 |
| | City of MADISON Ward 75 | 0 | 0 |
| | City of MADISON Ward 76 | 0 | 0 |
| | City of MADISON Ward 77 | 0 | 0 |
| | City of MADISON Ward 78 | 0 | 0 |
| | City of MADISON Ward 79 | 0 | 0 |
| | City of MADISON Ward 80 | 0 | 0 |
| | City of MADISON Ward 85 | 0 | 0 |
| | City of MADISON Ward 86 | 0 | 0 |
| | City of MADISON Ward 87 | 0 | 0 |
| | City of MADISON Ward 88 | 0 | 0 |
| | City of MADISON Ward 89 | 0 | 0 |
| | City of MADISON Ward 126 | 0 | 0 |
| | County Totals: | 1 | 1 |
| | Office Totals: | 1 | 1 |

WEC Canvass Reporting System

Ward by Ward Report

2022 Partisan Primary

REPRESENTATIVE TO THE ASSEMBLY DISTRICT 78 - Constitution

| | Total Votes Cast | SCATTERING |
|--------------------------|---------------------|------------|
| DANE | | |
| City of MADISON Ward 81 | 0 | 0 |
| City of MADISON Ward 82 | 0 | 0 |
| City of MADISON Ward 83 | 1 | 1 |
| City of MADISON Ward 84 | 0 | 0 |
| City of MADISON Ward 90 | 0 | 0 |
| City of MADISON Ward 94 | 0 | 0 |
| City of MADISON Ward 95 | 0 | 0 |
| City of MADISON Ward 97 | 0 | 0 |
| City of MADISON Ward 98 | 0 | 0 |
| City of MADISON Ward 99 | 0 | 0 |
| City of MADISON Ward 100 | 0 | 0 |
| City of MADISON Ward 101 | 0 | 0 |
| City of MADISON Ward 102 | 0 | 0 |
| City of MADISON Ward 103 | 0 | 0 |
| City of MADISON Ward 104 | 0 | 0 |
| City of MADISON Ward 105 | 0 | 0 |
| City of MADISON Ward 106 | 0 | 0 |
| City of MADISON Ward 107 | 0 | 0 |
| City of MADISON Ward 108 | 0 | 0 |
| City of MADISON Ward 109 | 0 | 0 |
| City of MADISON Ward 110 | 0 | 0 |
| City of MADISON Ward 111 | 0 | 0 |
| City of MADISON Ward 112 | 0 | 0 |
| City of MADISON Ward 113 | 0 | 0 |
| City of MADISON Ward 114 | 0 | 0 |
| City of MADISON Ward 116 | 0 | 0 |
| City of MADISON Ward 117 | 0 | 0 |
| City of MADISON Ward 135 | 0 | 0 |
| City of MADISON Ward 140 | 0 | 0 |

WEC Canvass Reporting System

Ward by Ward Report

2022 Partisan Primary

DANE

| | Total Votes Cast | SCATTERING |
|----------------|---------------------|------------|
| County Totals: | 1 | 1 |
| Office Totals: | 1 | 1 |

WEC Canvass Reporting System

Ward by Ward Report

2022 Partisan Primary

REPRESENTATIVE TO THE ASSEMBLY DISTRICT 79 - Constitution

| | | Total Votes Cast | SCATTERING |
|-----------------------|-------------------------------------|---------------------|------------|
| DANE | Town of BURKE Wards 5-6 | 0 | 0 |
| | Town of WESTPORT Wards 1-5 | 0 | 0 |
| | Village of DEFOREST Ward 11 | 0 | 0 |
| | Village of DEFOREST Wards 12,14 | 0 | 0 |
| | Village of WAUNAKEE Wards 1-5 | 0 | 0 |
| | Village of WAUNAKEE Wards 6-12 | 0 | 0 |
| | Village of Windsor Wards 6-14 | 0 | 0 |
| | City of MADISON Ward 39 | 0 | 0 |
| | City of MADISON Ward 91 | 0 | 0 |
| | City of MADISON Ward 92 | 0 | 0 |
| | City of MADISON Ward 93 | 0 | 0 |
| | City of MADISON Ward 96 | 0 | 0 |
| | City of MADISON Ward 115 | 0 | 0 |
| | City of MADISON Ward 118 | 0 | 0 |
| | City of MADISON Ward 119 | 0 | 0 |
| | City of MADISON Ward 125 | 0 | 0 |
| | City of MADISON Ward 129 | 0 | 0 |
| | City of MADISON Ward 131 | 0 | 0 |
| | City of MIDDLETON Wards 1-8 | 0 | 0 |
| | City of MIDDLETON Wards 14-16,18,17 | 1 | 1 |
| | City of MIDDLETON Ward 22 | 0 | 0 |
| County Totals: | 1 | 1 | |
| Office Totals: | 1 | 1 | |

WEC Canvass Reporting System

Ward by Ward Report

2022 Partisan Primary

REPRESENTATIVE TO THE ASSEMBLY DISTRICT 80 - Constitution

| | | Total Votes Cast | SCATTERING |
|--------------|-------------------------------------|---------------------|------------|
| DANE | Town of CROSS PLAINS Wards 1-2 | 0 | 0 |
| | Town of MIDDLETON Wards 1-8 | 0 | 0 |
| | Town of MONTROSE Wards 1-2 | 0 | 0 |
| | Town of OREGON Wards 1-4 | 0 | 0 |
| | Town of PERRY Ward 1 | 0 | 0 |
| | Town of PRIMROSE Ward 1 | 0 | 0 |
| | Town of SPRINGDALE Wards 1-3 | 0 | 0 |
| | Town of VERMONT Ward 1 | 0 | 0 |
| | Town of VERONA Wards 1-3 | 0 | 0 |
| | Village of BELLEVILLE Wards 1-2 | 0 | 0 |
| | Village of MOUNT HOREB Wards 1-5 | 0 | 0 |
| | Village of MOUNT HOREB Wards 6-10 | 0 | 0 |
| | City of FITCHBURG Ward 14 | 0 | 0 |
| | City of FITCHBURG Wards 15-16,20-21 | 0 | 0 |
| | City of MADISON Ward 120 | 0 | 0 |
| | City of MADISON Ward 136 | 0 | 0 |
| | City of MADISON Ward 137 | 0 | 0 |
| | City of MADISON Ward 138 | 0 | 0 |
| | City of MADISON Ward 139 | 0 | 0 |
| | City of MADISON Ward 141 | 0 | 0 |
| | City of MADISON Ward 142 | 0 | 0 |
| | City of MIDDLETON Wards 9-13,19 | 0 | 0 |
| | City of MIDDLETON Wards 20-21 | 0 | 0 |
| | City of VERONA Wards 1-6,13 | 0 | 0 |
| | City of VERONA Wards 7-12 | 0 | 0 |
| | County Totals: | 0 | 0 |
| GREEN | Town of NEW GLARUS Wards 1-2 | 0 | 0 |
| | Town of YORK Wards 1-2 | 0 | 0 |
| | VILLAGE OF BELLEVILLE Ward 3 | 0 | 0 |

WEC Canvass Reporting System

Ward by Ward Report

2022 Partisan Primary

| | | Total Votes Cast | SCATTERING |
|--------------|---------------------------------|---------------------|------------|
| GREEN | Village of NEW GLARUS Wards 1-4 | 0 | 0 |
| | County Totals: | 0 | 0 |
| IOWA | Town of MOSCOW Ward 1 | 0 | 0 |
| | Town of WALDWICK Wards 1-3 | 0 | 0 |
| | Village of HOLLANDALE Ward 1 | 0 | 0 |
| | County Totals: | 0 | 0 |
| | Office Totals: | 0 | 0 |

WEC Canvass Reporting System

Ward by Ward Report

2022 Partisan Primary

REPRESENTATIVE TO THE ASSEMBLY DISTRICT 81 - Constitution

| | | Total Votes Cast | SCATTERING |
|-----------------------|-----------------------------------|---------------------|------------|
| COLUMBIA | Town of CALEDONIA Wards 1-2 | 0 | 0 |
| | Town of WEST POINT Wards 1-3 | 0 | 0 |
| | County Totals: | 0 | 0 |
| DANE | Town of BERRY Wards 1-2 | 1 | 1 |
| | Town of BLACK EARTH Ward 1 | 0 | 0 |
| | Town of BLUE MOUNDS Wards 1-2 | 0 | 0 |
| | Town of DANE Ward 1 | 0 | 0 |
| | Town of MAZOMANIE Wards 1-2 | 0 | 0 |
| | Town of ROXBURY Wards 1-2 | 0 | 0 |
| | Town of SPRINGFIELD Wards 1-4 | 0 | 0 |
| | Town of VIENNA Wards 1-2 | 0 | 0 |
| | Village of BLACK EARTH Wards 1-2 | 0 | 0 |
| | Village of BLUE MOUNDS Ward 1 | 0 | 0 |
| | Village of CROSS PLAINS Wards 1-6 | 0 | 0 |
| | Village of DANE Ward 1 | 0 | 0 |
| | Village of MAZOMANIE Wards 1-3 | 0 | 0 |
| County Totals: | 1 | 1 | |
| IOWA | Town of ARENA Wards 1-3 | 0 | 0 |
| | Town of BRIGHAM Wards 1-2 | 0 | 0 |
| | Town of RIDGEWAY Wards 1-2 | 0 | 0 |
| | Village of ARENA Ward 1 | 0 | 0 |
| | Village of BARNEVELD Wards 1-2 | 0 | 0 |
| | Village of RIDGEWAY Ward 1 | 0 | 0 |
| County Totals: | 0 | 0 | |
| SAUK | Town of BARABOO Wards 1-5 | 0 | 0 |
| | Town of FAIRFIELD Wards 1-2 | 0 | 0 |
| | Town of GREENFIELD Ward 1 | 0 | 0 |
| | Town of MERRIMAC Wards 1-2 | 0 | 0 |

WEC Canvass Reporting System

Ward by Ward Report

2022 Partisan Primary

| | | Total Votes Cast | SCATTERING |
|-------------|-------------------------------------|---------------------|------------|
| SAUK | Town of PRAIRIE DU SAC Wards 1-2 | 0 | 0 |
| | Town of SUMPTER Wards 1-3 | 0 | 0 |
| | Village of MERRIMAC Ward 1 | 0 | 0 |
| | Village of PRAIRIE DU SAC Wards 1-7 | 0 | 0 |
| | Village of SAUK CITY Wards 1-5 | 0 | 0 |
| | Village of WEST BARABOO Wards 1-2 | 0 | 0 |
| | City of BARABOO Wards 1-15 | 0 | 0 |
| | County Totals: | 0 | 0 |
| | Office Totals: | 1 | 1 |

WEC Canvass Reporting System

Ward by Ward Report

2022 Partisan Primary

REPRESENTATIVE TO THE ASSEMBLY DISTRICT 82 - Constitution

| | | Total Votes Cast | SCATTERING |
|----------------------------|--------------------------------|---------------------|------------|
| MILWAUKEE | Village of GREENDALE Wards 1-4 | 0 | 0 |
| | Village of GREENDALE Wards 5-8 | 0 | 0 |
| | City of FRANKLIN Ward 1B | 0 | 0 |
| | City of FRANKLIN Ward 2 | 0 | 0 |
| | City of FRANKLIN Ward 3 | 0 | 0 |
| | City of FRANKLIN Ward 4 | 0 | 0 |
| | City of FRANKLIN Ward 5 | 0 | 0 |
| | City of FRANKLIN Ward 6 | 0 | 0 |
| | City of FRANKLIN Ward 7 | 0 | 0 |
| | City of FRANKLIN Ward 8 | 0 | 0 |
| | City of FRANKLIN Ward 9 | 0 | 0 |
| | City of FRANKLIN Ward 10 | 0 | 0 |
| | City of FRANKLIN Ward 11 | 0 | 0 |
| | City of FRANKLIN Ward 12A | 0 | 0 |
| | City of FRANKLIN Ward 12C | 0 | 0 |
| | City of FRANKLIN Ward 13 | 0 | 0 |
| | City of FRANKLIN Ward 14 | 0 | 0 |
| | City of FRANKLIN Ward 15B | 0 | 0 |
| | City of FRANKLIN Ward 16 | 0 | 0 |
| | City of FRANKLIN Ward 17 | 0 | 0 |
| | City of FRANKLIN Ward 18 | 0 | 0 |
| | City of FRANKLIN Ward 19 | 0 | 0 |
| | City of FRANKLIN Ward 20 | 0 | 0 |
| | City of FRANKLIN Ward 21 | 0 | 0 |
| | City of FRANKLIN Ward 22 | 0 | 0 |
| City of GREENFIELD Ward 25 | 0 | 0 | |
| County Totals: | | 0 | 0 |
| WAUKESHA | City of MUSKEGO Wards 1,3 | 0 | 0 |
| | City of MUSKEGO Wards 4-5 | 0 | 0 |

WEC Canvass Reporting System

Ward by Ward Report

2022 Partisan Primary

| | | Total Votes Cast | SCATTERING |
|-----------------|-----------------------------|---------------------|------------|
| WAUKESHA | City of MUSKEGO Wards 13-14 | 0 | 0 |
| | City of MUSKEGO Wards 15-16 | 0 | 0 |
| | County Totals: | 0 | 0 |
| | Office Totals: | 0 | 0 |

WEC Canvass Reporting System

Ward by Ward Report

2022 Partisan Primary

REPRESENTATIVE TO THE ASSEMBLY DISTRICT 83 - Constitution

| | | Total Votes Cast | SCATTERING |
|-----------------------|------------------------------------|---------------------|------------|
| RACINE | Town of WATERFORD Wards 5,7-8 | 0 | 0 |
| | Village of WATERFORD Wards 1-9 | 0 | 0 |
| | County Totals: | 0 | 0 |
| WALWORTH | Town of EAST TROY Wards 1-6 | 1 | 1 |
| | Town of EAST TROY Ward 7 | 0 | 0 |
| | Town of TROY Wards 1-3 | 0 | 0 |
| | Village of EAST TROY Wards 1-6 | 0 | 0 |
| | Village of EAST TROY Wards 7-8 | 0 | 0 |
| | VILLAGE OF MUKWONAGO Wards 11-12 | 0 | 0 |
| | County Totals: | 1 | 1 |
| WAUKESHA | Town of EAGLE Wards 1-4 | 0 | 0 |
| | Town of MUKWONAGO Wards 1-3,7-11 | 0 | 0 |
| | Village of BIG BEND Wards 1,2,3 | 0 | 0 |
| | Village of EAGLE Wards 1-3 | 0 | 0 |
| | Village of MUKWONAGO Wards 1-10 | 0 | 0 |
| | Village of VERNON Wards 1,6,8-9,11 | 0 | 0 |
| | Village of VERNON Wards 2-5,7,10 | 0 | 0 |
| | City of MUSKEGO Wards 2,17-18 | 0 | 0 |
| | City of MUSKEGO Ward 6 | 0 | 0 |
| | City of MUSKEGO Wards 7-8 | 0 | 0 |
| | City of MUSKEGO Wards 9-10 | 0 | 0 |
| | City of MUSKEGO Wards 11-12 | 1 | 1 |
| | City of MUSKEGO Ward 19 | 0 | 0 |
| | County Totals: | 1 | 1 |
| Office Totals: | 2 | 2 | |

WEC Canvass Reporting System

Ward by Ward Report

2022 Partisan Primary

REPRESENTATIVE TO THE ASSEMBLY DISTRICT 84 - Constitution

| | | Total Votes Cast | SCATTERING |
|------------------|------------------------------------|---------------------|------------|
| MILWAUKEE | Village of GREENDALE Wards 9-10 | 0 | 0 |
| | Village of GREENDALE Ward 11 | 0 | 0 |
| | Village of HALES CORNERS Wards 1-3 | 0 | 0 |
| | Village of HALES CORNERS Wards 4-6 | 0 | 0 |
| | Village of HALES CORNERS Wards 7-9 | 0 | 0 |
| | City of GREENFIELD Ward 2 | 0 | 0 |
| | City of GREENFIELD Ward 8 | 0 | 0 |
| | City of GREENFIELD Ward 9 | 0 | 0 |
| | City of GREENFIELD Ward 10 | 0 | 0 |
| | City of GREENFIELD Ward 11 | 0 | 0 |
| | City of GREENFIELD Ward 12 | 0 | 0 |
| | City of GREENFIELD Ward 13 | 0 | 0 |
| | City of GREENFIELD Ward 14 | 0 | 0 |
| | City of GREENFIELD Ward 15 | 0 | 0 |
| | City of GREENFIELD Ward 16 | 0 | 0 |
| | City of GREENFIELD Ward 17 | 0 | 0 |
| | City of GREENFIELD Ward 18 | 0 | 0 |
| | City of GREENFIELD Ward 19 | 0 | 0 |
| | City of GREENFIELD Ward 20 | 0 | 0 |
| | City of GREENFIELD Ward 21 | 0 | 0 |
| | City of GREENFIELD Ward 23 | 0 | 0 |
| | City of GREENFIELD Ward 24 | 0 | 0 |
| | City of GREENFIELD Ward 26 | 0 | 0 |
| | City of MILWAUKEE Ward 259 | 0 | 0 |
| | City of MILWAUKEE Ward 260 | 0 | 0 |
| | City of MILWAUKEE Ward 261 | 0 | 0 |
| | City of MILWAUKEE Ward 262 | 0 | 0 |
| | City of MILWAUKEE Ward 263 | 0 | 0 |
| | City of MILWAUKEE Ward 264 | 0 | 0 |

WEC Canvass Reporting System

Ward by Ward Report

2022 Partisan Primary

| | | Total Votes Cast | SCATTERING |
|------------------|----------------------------|---------------------|------------|
| MILWAUKEE | City of MILWAUKEE Ward 265 | 1 | 1 |
| | City of MILWAUKEE Ward 266 | 0 | 0 |
| | City of MILWAUKEE Ward 267 | 0 | 0 |
| | City of MILWAUKEE Ward 349 | 0 | 0 |
| | County Totals: | 1 | 1 |
| | Office Totals: | 1 | 1 |

WEC Canvass Reporting System

Ward by Ward Report

2022 Partisan Primary

REPRESENTATIVE TO THE ASSEMBLY DISTRICT 85 - Constitution

| | | Total Votes Cast | SCATTERING |
|-----------------|----------------------------------|---------------------|------------|
| MARATHON | Town of BEVENT Wards 1-2 | 0 | 0 |
| | Town of EASTON Wards 1-2 | 0 | 0 |
| | Town of ELDERON Ward 1 | 0 | 0 |
| | Town of FRANZEN Ward 1 | 0 | 0 |
| | Town of GUENTHER Ward 1 | 0 | 0 |
| | Town of HEWITT Ward 1 | 0 | 0 |
| | Town of NORRIE Wards 1-2 | 0 | 0 |
| | Town of REID Wards 1-2 | 0 | 0 |
| | Town of RINGLE Wards 1-2 | 0 | 0 |
| | Town of WAUSAU Wards 1-3 | 0 | 0 |
| | Town of WESTON Ward 1 | 0 | 0 |
| | Village of ELDERON Ward 1 | 0 | 0 |
| | Village of HATLEY Ward 1 | 0 | 0 |
| | Village of ROTHSCCHILD Wards 1-4 | 0 | 0 |
| | Village of ROTHSCCHILD Wards 5-6 | 0 | 0 |
| | City of SCHOFIELD Wards 1-4 | 0 | 0 |
| | City of WAUSAU Ward 1 | 0 | 0 |
| | City of WAUSAU Ward 2 | 0 | 0 |
| | City of WAUSAU Ward 3 | 1 | 1 |
| | City of WAUSAU Ward 4 | 0 | 0 |
| | City of WAUSAU Ward 5 | 0 | 0 |
| | City of WAUSAU Ward 6 | 0 | 0 |
| | City of WAUSAU Ward 7 | 0 | 0 |
| | City of WAUSAU Ward 8 | 0 | 0 |
| | City of WAUSAU Ward 9 | 0 | 0 |
| | City of WAUSAU Ward 10 | 0 | 0 |
| | City of WAUSAU Ward 11 | 0 | 0 |
| | City of WAUSAU Ward 12 | 0 | 0 |
| | City of WAUSAU Ward 13 | 0 | 0 |

WEC Canvass Reporting System

Ward by Ward Report

2022 Partisan Primary

| | | Total Votes Cast | SCATTERING |
|-----------------|------------------------|---------------------|------------|
| MARATHON | City of WAUSAU Ward 14 | 0 | 0 |
| | City of WAUSAU Ward 15 | 0 | 0 |
| | City of WAUSAU Ward 16 | 0 | 0 |
| | City of WAUSAU Ward 17 | 0 | 0 |
| | City of WAUSAU Ward 18 | 0 | 0 |
| | City of WAUSAU Ward 19 | 0 | 0 |
| | City of WAUSAU Ward 20 | 0 | 0 |
| | City of WAUSAU Ward 21 | 0 | 0 |
| | City of WAUSAU Ward 22 | 0 | 0 |
| | County Totals: | 1 | 1 |
| | Office Totals: | 1 | 1 |

WEC Canvass Reporting System

Ward by Ward Report

2022 Partisan Primary

REPRESENTATIVE TO THE ASSEMBLY DISTRICT 86 - Constitution

| | Total Votes Cast | SCATTERING |
|---|---------------------|------------|
| MARATHON | | |
| Town of BERGEN Ward 1 | 0 | 0 |
| Town of DAY Wards 1-2 | 0 | 0 |
| Town of EMMET Wards 1-2 | 0 | 0 |
| Town of GREEN VALLEY Ward 1 | 0 | 0 |
| Town of KNOWLTON Wards 1-3 | 0 | 0 |
| Town of MARATHON Ward 1 | 0 | 0 |
| Town of MOSINEE Wards 1-3 | 0 | 0 |
| Town of RIB MOUNTAIN Wards 1-10 | 0 | 0 |
| Town of STETTIN Wards 1-5 | 0 | 0 |
| Town of TEXAS Wards 1-2 | 0 | 0 |
| Village of KRONENWETTER Wards 1-5 | 0 | 0 |
| Village of KRONENWETTER Wards 6-11 | 0 | 0 |
| Village of Maine Wards 1-4 | 0 | 0 |
| Village of MARATHON CITY Wards 1-3 | 0 | 0 |
| Village of WESTON Wards 1,2,3,4,5,6,7,8,9 | 0 | 0 |
| City of MOSINEE Wards 1-2,6-8 | 0 | 0 |
| City of MOSINEE Wards 3-5 | 1 | 1 |
| City of WAUSAU Ward 23 | 0 | 0 |
| City of WAUSAU Ward 24 | 0 | 0 |
| City of WAUSAU Ward 25 | 0 | 0 |
| County Totals: | 1 | 1 |
| WOOD | | |
| Town of AUBURNDALE Ward 1 | 0 | 0 |
| Town of MARSHFIELD Ward 1 | 0 | 0 |
| Village of AUBURNDALE Ward 1 | 0 | 0 |
| Village of HEWITT Ward 1 | 0 | 0 |
| City of MARSHFIELD Wards 8,18,20,22 | 0 | 0 |
| City of MARSHFIELD Ward 10 | 0 | 0 |
| County Totals: | 0 | 0 |
| Office Totals: | 1 | 1 |

WEC Canvass Reporting System

Ward by Ward Report

2022 Partisan Primary

REPRESENTATIVE TO THE ASSEMBLY DISTRICT 87 - Constitution

| | Total Votes Cast | SCATTERING |
|------------------------------|---------------------|------------|
| MARATHON | | |
| Town of BERN Ward 1 | 0 | 0 |
| Town of CASSEL Ward 1 | 0 | 0 |
| Town of HALSEY Ward 1 | 0 | 0 |
| Town of HAMBURG Ward 1 | 0 | 0 |
| Town of HOLTON Ward 1 | 0 | 0 |
| Town of JOHNSON Ward 1 | 0 | 0 |
| Town of RIB FALLS Ward 1 | 0 | 0 |
| Town of RIETBROCK Ward 1 | 0 | 0 |
| Village of ATHENS Wards 1-2 | 0 | 0 |
| Village of EDGAR Wards 1-2 | 0 | 0 |
| County Totals: | 0 | 0 |
| RUSK | | |
| Town of ATLANTA Wards 1-3 | 0 | 0 |
| Town of BIG BEND Wards 1-2 | 0 | 0 |
| Town of BIG FALLS Ward 1 | 0 | 0 |
| Town of CEDAR RAPIDS Ward 1 | 0 | 0 |
| Town of DEWEY Ward 1 | 0 | 0 |
| Town of FLAMBEAU Wards 1-3 | 0 | 0 |
| Town of GRANT Wards 1-6 | 0 | 0 |
| Town of GROW Wards 1-2 | 0 | 0 |
| Town of HAWKINS Ward 1 | 0 | 0 |
| Town of HUBBARD Ward 1 | 0 | 0 |
| Town of LAWRENCE Ward 1 | 0 | 0 |
| Town of MARSHALL Wards 1-3 | 0 | 0 |
| Town of MURRY Ward 1 | 0 | 0 |
| Town of RICHLAND Wards 1-2 | 0 | 0 |
| Town of RUSK Ward 1 | 0 | 0 |
| Town of SOUTH FORK Ward 1 | 0 | 0 |
| Town of STRICKLAND Wards 1-2 | 0 | 0 |
| Town of STUBBS Wards 1-2 | 0 | 0 |

WEC Canvass Reporting System

Ward by Ward Report

2022 Partisan Primary

| | Total Votes Cast | SCATTERING |
|-------------------------------------|---------------------|------------|
| RUSK | | |
| Town of THORNAPPLE Wards 1-5 | 0 | 0 |
| Town of TRUE Ward 1 | 0 | 0 |
| Town of WASHINGTON Ward 1 | 0 | 0 |
| Town of WILKINSON Ward 1 | 0 | 0 |
| Town of WILLARD Ward 1 | 0 | 0 |
| Town of WILSON Ward 1 | 0 | 0 |
| Village of BRUCE Wards 1-2 | 0 | 0 |
| Village of CONRATH Ward 1 | 0 | 0 |
| Village of GLEN FLORA Ward 1 | 0 | 0 |
| Village of HAWKINS Ward 1 | 0 | 0 |
| Village of INGRAM Ward 1 | 0 | 0 |
| Village of SHELDON Ward 1 | 0 | 0 |
| Village of TONY Ward 1 | 0 | 0 |
| Village of WEYERHAEUSER Wards 1-2 | 0 | 0 |
| City of LADYSMITH Wards 1-15 | 0 | 0 |
| County Totals: | 0 | 0 |
| SAWYER | | |
| Town of BASS LAKE Wards 1-5 | 0 | 0 |
| Town of COUDERAY Ward 1 | 0 | 0 |
| Town of DRAPER Ward 1 | 0 | 0 |
| Town of EDGEWATER Wards 1-2 | 0 | 0 |
| Town of HAYWARD Wards 1,2,3,4,5,6,7 | 0 | 0 |
| Town of HUNTER Ward 1 | 0 | 0 |
| Town of MEADOWBROOK Ward 1 | 0 | 0 |
| Town of METEOR Ward 1 | 0 | 0 |
| Town of OJIBWA Wards 1-2 | 0 | 0 |
| Town of RADISSON Wards 1-2 | 0 | 0 |
| Town of ROUND LAKE Wards 1-2 | 0 | 0 |
| Town of SAND LAKE Ward 1 | 0 | 0 |
| Town of WEIRGOR Ward 1 | 0 | 0 |
| Town of WINTER Wards 1-2 | 0 | 0 |

WEC Canvass Reporting System

Ward by Ward Report

2022 Partisan Primary

| | | Total Votes Cast | SCATTERING |
|--------------------------|---------------------------------|---------------------|------------|
| SAWYER | Village of COUDERAY Ward 1 | 0 | 0 |
| | Village of EXELAND Ward 1 | 0 | 0 |
| | Village of RADISSON Ward 1 | 0 | 0 |
| | Village of WINTER Ward 1 | 0 | 0 |
| | City of HAYWARD Wards 1,2,3,4,5 | 0 | 0 |
| | County Totals: | 0 | 0 |
| TAYLOR | Town of AURORA Ward 1 | 0 | 0 |
| | Town of BROWNING Ward 1 | 0 | 0 |
| | Town of CHELSEA Ward 1 | 0 | 0 |
| | Town of CLEVELAND Ward 1 | 0 | 0 |
| | Town of DEER CREEK Ward 1 | 0 | 0 |
| | Town of FORD Ward 1 | 0 | 0 |
| | Town of GOODRICH Ward 1 | 0 | 0 |
| | Town of GREENWOOD Ward 1 | 0 | 0 |
| | Town of GROVER Ward 1 | 0 | 0 |
| | Town of HAMMEL Wards 1-2 | 0 | 0 |
| | Town of HOLWAY Ward 1 | 0 | 0 |
| | Town of JUMP RIVER Ward 1 | 0 | 0 |
| | Town of LITTLE BLACK Wards 1-2 | 0 | 0 |
| | Town of MAPLEHURST Ward 1 | 0 | 0 |
| | Town of MCKINLEY Ward 1 | 0 | 0 |
| | Town of MEDFORD Wards 1-3 | 0 | 0 |
| | Town of MOLITOR Ward 1 | 0 | 0 |
| | Town of PERSHING Ward 1 | 0 | 0 |
| | Town of RIB LAKE Wards 1-2 | 0 | 0 |
| | Town of ROOSEVELT Ward 1 | 0 | 0 |
| | Town of TAFT Ward 1 | 0 | 0 |
| | Town of WESTBORO Ward 1 | 0 | 0 |
| | Village of GILMAN Ward 1 | 0 | 0 |
| Village of LUBLIN Ward 1 | 0 | 0 | |

WEC Canvass Reporting System

Ward by Ward Report

2022 Partisan Primary

| | | Total Votes Cast | SCATTERING |
|---------------|---------------------------------------|---------------------|------------|
| TAYLOR | Village of RIB LAKE Ward 1 | 0 | 0 |
| | Village of STETSONVILLE Ward 1 | 0 | 0 |
| | City of MEDFORD Wards 1,2,3,4,5,6,7,8 | 0 | 0 |
| | County Totals: | 0 | 0 |
| | Office Totals: | 0 | 0 |

WEC Canvass Reporting System

Ward by Ward Report

2022 Partisan Primary

REPRESENTATIVE TO THE ASSEMBLY DISTRICT 88 - Constitution

| | Total Votes Cast | SCATTERING |
|---|---------------------|------------|
| BROWN Town of GLENMORE Wards 1-2 | 0 | 0 |
| Town of LEDGEVIEW Wards 1-11 | 0 | 0 |
| Town of NEW DENMARK Wards 1-3 | 0 | 0 |
| Town of ROCKLAND Wards 1-3 | 0 | 0 |
| Village of BELLEVUE Wards 1-6 | 0 | 0 |
| Village of BELLEVUE Wards 7-10 | 0 | 0 |
| Village of DENMARK Wards 1,2,3 | 0 | 0 |
| City of GREEN BAY Ward 2 | 0 | 0 |
| City of GREEN BAY Ward 3 | 0 | 0 |
| City of GREEN BAY Ward 4 | 0 | 0 |
| City of GREEN BAY Ward 5 | 0 | 0 |
| City of GREEN BAY Ward 6 | 0 | 0 |
| City of GREEN BAY Ward 7 | 0 | 0 |
| City of GREEN BAY Ward 8 | 0 | 0 |
| City of GREEN BAY Ward 10 | 0 | 0 |
| City of GREEN BAY Ward 11 | 0 | 0 |
| City of GREEN BAY Ward 12 | 0 | 0 |
| City of GREEN BAY Ward 13 | 0 | 0 |
| City of GREEN BAY Ward 14A | 0 | 0 |
| City of GREEN BAY Ward 19A | 0 | 0 |
| City of GREEN BAY Ward 20A | 0 | 0 |
| County Totals: | 0 | 0 |
| Office Totals: | 0 | 0 |

WEC Canvass Reporting System

Ward by Ward Report

2022 Partisan Primary

REPRESENTATIVE TO THE ASSEMBLY DISTRICT 89 - Constitution

| | | Total Votes Cast | SCATTERING |
|------------------|----------------------------------|-----------------------|------------|
| BROWN | Village of HOWARD Wards 3-4,6 | 0 | 0 |
| | Village of HOWARD Ward 13 | 0 | 0 |
| | Village of SUAMICO Wards 1-3 | 0 | 0 |
| | Village of SUAMICO Wards 4-6 | 0 | 0 |
| | Village of SUAMICO Wards 7-9 | 0 | 0 |
| | City of GREEN BAY Ward 39A | 0 | 0 |
| | City of GREEN BAY Ward 40 | 0 | 0 |
| | County Totals: | 0 | 0 |
| MARINETTE | Town of GROVER Wards 1-4 | 0 | 0 |
| | Town of PESHTIGO Wards 1-2 | 0 | 0 |
| | Town of PESHTIGO Wards 3-4 | 0 | 0 |
| | Town of PESHTIGO Wards 5-6 | 0 | 0 |
| | Town of POUND Wards 1-3 | 0 | 0 |
| | Village of COLEMAN Ward 1 | 0 | 0 |
| | Village of POUND Ward 1 | 0 | 0 |
| | City of MARINETTE Wards 1-2 | 0 | 0 |
| | City of MARINETTE Wards 3-4 | 0 | 0 |
| | City of MARINETTE Wards 5-6 | 0 | 0 |
| | City of MARINETTE Wards 7-8 | 0 | 0 |
| | City of PESHTIGO Wards 1-2 | 0 | 0 |
| | City of PESHTIGO Wards 3-4 | 0 | 0 |
| | City of PESHTIGO Wards 5-7 | 0 | 0 |
| | | County Totals: | 0 |
| OCONTO | Town of ABRAMS Wards 1-3 | 0 | 0 |
| | Town of LITTLE RIVER Wards 1-2 | 0 | 0 |
| | Town of LITTLE SUAMICO Wards 1-9 | 0 | 0 |
| | Town of OCONTO Wards 1,2 | 0 | 0 |
| | Town of PENSUKEE Wards 1-2 | 0 | 0 |
| | Town of STILES Wards 1-2 | 0 | 0 |

WEC Canvass Reporting System

Ward by Ward Report

2022 Partisan Primary

| | | Total Votes Cast | SCATTERING |
|---------------|--------------------------|---------------------|------------|
| OCONTO | City of OCONTO Wards 1-7 | 0 | 0 |
| | County Totals: | 0 | 0 |
| | Office Totals: | 0 | 0 |

WEC Canvass Reporting System

Ward by Ward Report

2022 Partisan Primary

REPRESENTATIVE TO THE ASSEMBLY DISTRICT 90 - Constitution

| | Total Votes Cast | SCATTERING |
|----------------------------|---------------------|------------|
| BROWN | | |
| City of GREEN BAY Ward 4A | 0 | 0 |
| City of GREEN BAY Ward 8A | 0 | 0 |
| City of GREEN BAY Ward 9 | 0 | 0 |
| City of GREEN BAY Ward 10A | 0 | 0 |
| City of GREEN BAY Ward 11A | 0 | 0 |
| City of GREEN BAY Ward 14 | 0 | 0 |
| City of GREEN BAY Ward 15 | 0 | 0 |
| City of GREEN BAY Ward 16 | 0 | 0 |
| City of GREEN BAY Ward 17 | 0 | 0 |
| City of GREEN BAY Ward 18 | 0 | 0 |
| City of GREEN BAY Ward 19 | 0 | 0 |
| City of GREEN BAY Ward 20 | 0 | 0 |
| City of GREEN BAY Ward 21 | 0 | 0 |
| City of GREEN BAY Ward 22 | 0 | 0 |
| City of GREEN BAY Ward 23 | 0 | 0 |
| City of GREEN BAY Ward 24 | 0 | 0 |
| City of GREEN BAY Ward 25 | 0 | 0 |
| City of GREEN BAY Ward 26 | 0 | 0 |
| City of GREEN BAY Ward 27 | 0 | 0 |
| City of GREEN BAY Ward 28 | 0 | 0 |
| City of GREEN BAY Ward 29 | 0 | 0 |
| City of GREEN BAY Ward 30 | 0 | 0 |
| City of GREEN BAY Ward 31 | 0 | 0 |
| City of GREEN BAY Ward 32A | 0 | 0 |
| City of GREEN BAY Ward 32B | 0 | 0 |
| City of GREEN BAY Ward 33 | 0 | 0 |
| City of GREEN BAY Ward 34 | 0 | 0 |
| City of GREEN BAY Ward 35 | 0 | 0 |
| City of GREEN BAY Ward 36 | 0 | 0 |

WEC Canvass Reporting System

Ward by Ward Report

2022 Partisan Primary

| | | Total Votes Cast | SCATTERING |
|--------------|----------------------------|---------------------|------------|
| BROWN | City of GREEN BAY Ward 37 | 0 | 0 |
| | City of GREEN BAY Ward 38 | 0 | 0 |
| | City of GREEN BAY Ward 39 | 0 | 0 |
| | City of GREEN BAY Ward 41 | 0 | 0 |
| | City of GREEN BAY Ward 42A | 0 | 0 |
| | County Totals: | 0 | 0 |
| | Office Totals: | 0 | 0 |

WEC Canvass Reporting System

Ward by Ward Report

2022 Partisan Primary

REPRESENTATIVE TO THE ASSEMBLY DISTRICT 91 - Constitution

| | Total Votes Cast | SCATTERING |
|---|---------------------|------------|
| EAU CLAIRE City of EAU CLAIRE Ward 1 | 0 | 0 |
| City of EAU CLAIRE Ward 2 | 0 | 0 |
| City of EAU CLAIRE Ward 3 | 0 | 0 |
| City of EAU CLAIRE Ward 4 | 0 | 0 |
| City of EAU CLAIRE Ward 5 | 0 | 0 |
| City of EAU CLAIRE Ward 6 | 0 | 0 |
| City of EAU CLAIRE Ward 7 | 0 | 0 |
| City of EAU CLAIRE Ward 8 | 0 | 0 |
| City of EAU CLAIRE Ward 9 | 0 | 0 |
| City of EAU CLAIRE Ward 10 | 0 | 0 |
| City of EAU CLAIRE Ward 12 | 0 | 0 |
| City of EAU CLAIRE Ward 13 | 0 | 0 |
| City of EAU CLAIRE Ward 14 | 0 | 0 |
| City of EAU CLAIRE Ward 15 | 0 | 0 |
| City of EAU CLAIRE Ward 17 | 0 | 0 |
| City of EAU CLAIRE Ward 19 | 0 | 0 |
| City of EAU CLAIRE Ward 20 | 0 | 0 |
| City of EAU CLAIRE Ward 21 | 0 | 0 |
| City of EAU CLAIRE Ward 22 | 0 | 0 |
| City of EAU CLAIRE Ward 23 | 0 | 0 |
| City of EAU CLAIRE Ward 24 | 0 | 0 |
| City of EAU CLAIRE Ward 25 | 0 | 0 |
| City of EAU CLAIRE Ward 26 | 0 | 0 |
| City of EAU CLAIRE Ward 27 | 0 | 0 |
| City of EAU CLAIRE Ward 28 | 0 | 0 |
| City of EAU CLAIRE Ward 29 | 0 | 0 |
| City of EAU CLAIRE Ward 30 | 0 | 0 |
| City of EAU CLAIRE Ward 31 | 0 | 0 |
| City of EAU CLAIRE Ward 32 | 0 | 0 |

WEC Canvass Reporting System

Ward by Ward Report

2022 Partisan Primary

| | | Total Votes Cast | SCATTERING |
|-------------------|----------------------------|---------------------|------------|
| EAU CLAIRE | City of EAU CLAIRE Ward 33 | 0 | 0 |
| | City of EAU CLAIRE Ward 34 | 0 | 0 |
| | City of EAU CLAIRE Ward 35 | 0 | 0 |
| | City of EAU CLAIRE Ward 42 | 0 | 0 |
| | City of EAU CLAIRE Ward 43 | 0 | 0 |
| | City of EAU CLAIRE Ward 45 | 0 | 0 |
| | City of EAU CLAIRE Ward 46 | 0 | 0 |
| | City of EAU CLAIRE Ward 47 | 0 | 0 |
| | City of EAU CLAIRE Ward 48 | 0 | 0 |
| | City of EAU CLAIRE Ward 50 | 0 | 0 |
| | City of EAU CLAIRE Ward 51 | 0 | 0 |
| | City of EAU CLAIRE Ward 52 | 0 | 0 |
| | City of EAU CLAIRE Ward 53 | 0 | 0 |
| | City of EAU CLAIRE Ward 54 | 0 | 0 |
| | City of EAU CLAIRE Ward 55 | 0 | 0 |
| | City of EAU CLAIRE Ward 56 | 0 | 0 |
| | City of EAU CLAIRE Ward 57 | 0 | 0 |
| | City of EAU CLAIRE Ward 58 | 0 | 0 |
| | City of EAU CLAIRE Ward 59 | 0 | 0 |
| | City of EAU CLAIRE Ward 60 | 0 | 0 |
| | City of EAU CLAIRE Ward 61 | 0 | 0 |
| | City of EAU CLAIRE Ward 62 | 0 | 0 |
| | City of EAU CLAIRE Ward 70 | 0 | 0 |
| | County Totals: | 0 | 0 |
| | Office Totals: | 0 | 0 |

WEC Canvass Reporting System

Ward by Ward Report

2022 Partisan Primary

REPRESENTATIVE TO THE ASSEMBLY DISTRICT 92 - Constitution

| | | Total Votes Cast | SCATTERING |
|-----------------------|--------------------------------|---------------------|------------|
| BUFFALO | Town of ALMA Ward 1 | 0 | 0 |
| | Town of BELVIDERE Ward 1 | 0 | 0 |
| | Town of BUFFALO Ward 1 | 0 | 0 |
| | Town of CANTON Ward 1 | 0 | 0 |
| | Town of CROSS Ward 1 | 0 | 0 |
| | Town of DOVER Ward 1 | 0 | 0 |
| | Town of GILMANTON Ward 1 | 0 | 0 |
| | Town of GLENCOE Ward 1 | 0 | 0 |
| | Town of LINCOLN Ward 1 | 0 | 0 |
| | Town of MAXVILLE Ward 1 | 0 | 0 |
| | Town of MILTON Ward 1 | 0 | 0 |
| | Town of MODENA Ward 1 | 0 | 0 |
| | Town of MONDOVI Ward 1 | 0 | 0 |
| | Town of MONTANA Ward 1 | 0 | 0 |
| | Town of NAPLES Ward 1 | 0 | 0 |
| | Town of NELSON Ward 1 | 0 | 0 |
| | Town of WAUMANDEE Ward 1 | 0 | 0 |
| | Village of COCHRANE Ward 1 | 0 | 0 |
| | Village of NELSON Ward 1 | 0 | 0 |
| | City of ALMA Wards 1-2 | 0 | 0 |
| | City of BUFFALO CITY Wards 1-2 | 0 | 0 |
| | City of FOUNTAIN CITY Ward 1 | 0 | 0 |
| | City of MONDOVI Wards 1-3 | 0 | 0 |
| County Totals: | 0 | 0 | |
| EAU CLAIRE | Town of CLEAR CREEK Wards 1-2 | 0 | 0 |
| | Town of OTTER CREEK Ward 1 | 0 | 0 |
| | County Totals: | 0 | 0 |
| JACKSON | Town of ALBION Wards 1-4 | 0 | 0 |
| | Town of ALMA Wards 1,4-5 | 0 | 0 |

WEC Canvass Reporting System

Ward by Ward Report

2022 Partisan Primary

| | | Total Votes Cast | SCATTERING |
|-------------------------|-------------------------------|---------------------|------------|
| JACKSON | Town of ALMA Wards 2-3 | 0 | 0 |
| | Town of CLEVELAND Ward 1 | 0 | 0 |
| | Town of CURRAN Ward 1 | 0 | 0 |
| | Town of FRANKLIN Ward 1 | 0 | 0 |
| | Town of GARDEN VALLEY Ward 1 | 0 | 0 |
| | Town of GARFIELD Wards 1-2 | 0 | 0 |
| | Town of HIXTON Wards 1-2 | 0 | 0 |
| | Town of IRVING Wards 1-3 | 0 | 0 |
| | Town of MELROSE Ward 1 | 0 | 0 |
| | Town of NORTH BEND Ward 1 | 0 | 0 |
| | Town of NORTHFIELD Ward 1 | 0 | 0 |
| | Town of SPRINGFIELD Wards 1-2 | 0 | 0 |
| | Village of ALMA CENTER Ward 1 | 0 | 0 |
| | Village of HIXTON Ward 1 | 0 | 0 |
| | Village of MELROSE Ward 1 | 0 | 0 |
| | Village of MERRILLAN Ward 1 | 0 | 0 |
| | Village of MERRILLAN Ward 2 | 0 | 0 |
| | Village of TAYLOR Ward 1 | 0 | 0 |
| | County Totals: | 0 | 0 |
| PEPIN | Town of ALBANY Wards 1-2 | 0 | 0 |
| | Town of LIMA Wards 1-2 | 0 | 0 |
| | Town of PEPIN Wards 1-2 | 0 | 0 |
| | Town of STOCKHOLM Ward 1 | 0 | 0 |
| | Village of PEPIN Wards 1-2 | 0 | 0 |
| | Village of STOCKHOLM Ward 1 | 0 | 0 |
| | County Totals: | 0 | 0 |
| TREMPEALEA U | Town of ALBION Wards 1-2 | 0 | 0 |
| | Town of ARCADIA Wards 1-4 | 0 | 0 |
| | Town of BURNSIDE Ward 1 | 0 | 0 |
| | Town of CALEDONIA Ward 1 | 0 | 0 |

WEC Canvass Reporting System

Ward by Ward Report

2022 Partisan Primary

| | | Total Votes Cast | SCATTERING |
|-----------------------------|----------------------------------|---------------------|------------|
| TREMPEALEAU | Town of CHIMNEY ROCK Ward 1 | 0 | 0 |
| | Town of DODGE Ward 1 | 0 | 0 |
| | Town of ETTRICK Wards 1-2 | 0 | 0 |
| | Town of GALE Wards 1,2 | 0 | 0 |
| | Town of HALE Wards 1-2 | 0 | 0 |
| | Town of LINCOLN Wards 1-4 | 0 | 0 |
| | Town of PIGEON Wards 1-2 | 0 | 0 |
| | Town of PRESTON Wards 1-3 | 0 | 0 |
| | Town of SUMNER Wards 1-2 | 0 | 0 |
| | Town of TREMPEALEAU Wards 1-3 | 0 | 0 |
| | Town of UNITY Wards 1-2 | 0 | 0 |
| | Village of ELEVA Ward 1 | 0 | 0 |
| | Village of ETTRICK Ward 1 | 0 | 0 |
| | Village of PIGEON FALLS Ward 1 | 0 | 0 |
| | Village of STRUM Wards 1-2 | 0 | 0 |
| | Village of TREMPEALEAU Wards 1-2 | 0 | 0 |
| | City of ARCADIA Wards 1-3 | 0 | 0 |
| | City of BLAIR Wards 1-3 | 0 | 0 |
| | City of GALESVILLE Wards 1-3 | 0 | 0 |
| | City of INDEPENDENCE Wards 1-3 | 0 | 0 |
| | City of OSSEO Wards 1-3 | 0 | 0 |
| City of WHITEHALL Wards 1-3 | 0 | 0 | |
| County Totals: | 0 | 0 | |
| Office Totals: | 0 | 0 | |

WEC Canvass Reporting System

Ward by Ward Report

2022 Partisan Primary

REPRESENTATIVE TO THE ASSEMBLY DISTRICT 93 - Constitution

| | | Total Votes Cast | SCATTERING |
|-----------------------|---|---------------------|------------|
| DUNN | Town of DUNN Wards 1-2 | 0 | 0 |
| | Town of EAU GALLE Ward 1 | 0 | 0 |
| | Town of PERU Ward 1 | 0 | 0 |
| | Town of ROCK CREEK Wards 1-2 | 0 | 0 |
| | Town of SPRING BROOK Wards 1-3 | 0 | 0 |
| | Town of WESTON Wards 1-2 | 0 | 0 |
| | County Totals: | 0 | 0 |
| EAU CLAIRE | Town of BRUNSWICK Wards 1-2 | 0 | 0 |
| | Town of DRAMMEN Ward 1 | 0 | 0 |
| | Town of PLEASANT VALLEY Wards 1-5 | 0 | 0 |
| | Town of WASHINGTON Wards 2-5,10-12,16-17,20 | 0 | 0 |
| | City of EAU CLAIRE Ward 63 | 0 | 0 |
| | City of EAU CLAIRE Ward 67 | 0 | 0 |
| | City of EAU CLAIRE Ward 72 | 0 | 0 |
| County Totals: | 0 | 0 | |
| PEPIN | Town of DURAND Wards 1-2 | 0 | 0 |
| | Town of FRANKFORT Wards 1-2 | 0 | 0 |
| | Town of WATERVILLE Wards 1-2 | 0 | 0 |
| | Town of WAUBEEK Wards 1-2 | 0 | 0 |
| | City of DURAND Wards 1-3 | 0 | 0 |
| | County Totals: | 0 | 0 |
| PIERCE | Town of DIAMOND BLUFF Ward 1 | 0 | 0 |
| | Town of ELLSWORTH Wards 1-2 | 0 | 0 |
| | Town of EL PASO Ward 1 | 0 | 0 |
| | Town of GILMAN Ward 1 | 0 | 0 |
| | Town of HARTLAND Ward 1 | 0 | 0 |
| | Town of ISABELLE Ward 1 | 0 | 0 |
| | Town of MAIDEN ROCK Ward 1 | 0 | 0 |

WEC Canvass Reporting System

Ward by Ward Report

2022 Partisan Primary

| | | Total Votes Cast | SCATTERING |
|---------------------------------|------------------------------------|-----------------------|------------|
| PIERCE | Town of MARTELL Wards 1-2 | 0 | 0 |
| | Town of OAK GROVE Wards 1-3 | 0 | 0 |
| | Town of RIVER FALLS Wards 1-5 | 0 | 0 |
| | Town of ROCK ELM Ward 1 | 0 | 0 |
| | Town of SALEM Ward 1 | 0 | 0 |
| | Town of SPRING LAKE Wards 1-2 | 0 | 0 |
| | Town of TRENTON Wards 1-2 | 0 | 0 |
| | Town of TRIMBELLE Wards 1-2 | 0 | 0 |
| | Town of UNION Ward 1 | 0 | 0 |
| | Village of BAY CITY Ward 1 | 0 | 0 |
| | Village of ELLSWORTH Wards 1-4 | 0 | 0 |
| | Village of ELMWOOD Ward 1 | 0 | 0 |
| | Village of MAIDEN ROCK Ward 1 | 0 | 0 |
| | Village of PLUM CITY Ward 1 | 0 | 0 |
| | Village of SPRING VALLEY Wards 1-2 | 0 | 0 |
| | City of PRESCOTT Wards 1,2,3,4,5 | 1 | 1 |
| | City of RIVER FALLS Wards 6-9 | 0 | 0 |
| | City of RIVER FALLS Wards 10-13 | 0 | 0 |
| City of RIVER FALLS Wards 14-18 | 0 | 0 | |
| | County Totals: | 1 | 1 |
| ST. CROIX | VILLAGE OF SPRING VALLEY Ward 3 | 0 | 0 |
| | | County Totals: | 0 |
| | | Office Totals: | 1 |

WEC Canvass Reporting System

Ward by Ward Report

2022 Partisan Primary

REPRESENTATIVE TO THE ASSEMBLY DISTRICT 94 - Constitution

| | | Total Votes Cast | SCATTERING |
|------------------|---|---------------------|------------|
| LA CROSSE | Town of BANGOR Ward 1 | 0 | 0 |
| | Town of BARRE Wards 1-2 | 0 | 0 |
| | Town of FARMINGTON Wards 1-3 | 0 | 0 |
| | Town of GREENFIELD Wards 1-3 | 0 | 0 |
| | Town of HAMILTON Wards 1-5 | 0 | 0 |
| | Town of HOLLAND Wards 1,2,3,4,5 | 0 | 0 |
| | Town of MEDARY Wards 1-3 | 0 | 0 |
| | Town of ONALASKA Wards 1-8 | 0 | 0 |
| | Town of SHELBY Wards 2-4 | 0 | 0 |
| | Town of WASHINGTON Ward 1 | 0 | 0 |
| | Village of BANGOR Wards 1-2 | 0 | 0 |
| | Village of HOLMEN Wards 1-12 | 0 | 0 |
| | Village of WEST SALEM Wards 1,2,3,4,5,6,7 | 0 | 0 |
| | City of LA CROSSE Ward 27 | 0 | 0 |
| | City of ONALASKA Wards 1-5 | 0 | 0 |
| | City of ONALASKA Wards 6-10 | 0 | 0 |
| | City of ONALASKA Wards 11-15 | 0 | 0 |
| | County Totals: | 0 | 0 |
| | Office Totals: | 0 | 0 |

WEC Canvass Reporting System

Ward by Ward Report

2022 Partisan Primary

REPRESENTATIVE TO THE ASSEMBLY DISTRICT 95 - Constitution

| | | Total Votes Cast | SCATTERING |
|------------------|----------------------------------|---------------------|------------|
| LA CROSSE | Town of CAMPBELL Wards 1,2,3,4,5 | 0 | 0 |
| | Town of SHELBY Wards 1,5-6 | 0 | 0 |
| | City of LA CROSSE Ward 1 | 0 | 0 |
| | City of LA CROSSE Ward 2 | 0 | 0 |
| | City of LA CROSSE Ward 3 | 0 | 0 |
| | City of LA CROSSE Ward 4 | 0 | 0 |
| | City of LA CROSSE Ward 5 | 0 | 0 |
| | City of LA CROSSE Ward 6 | 0 | 0 |
| | City of LA CROSSE Ward 7 | 0 | 0 |
| | City of LA CROSSE Ward 8 | 0 | 0 |
| | City of LA CROSSE Ward 9 | 0 | 0 |
| | City of LA CROSSE Ward 10 | 0 | 0 |
| | City of LA CROSSE Ward 11 | 0 | 0 |
| | City of LA CROSSE Ward 12 | 1 | 1 |
| | City of LA CROSSE Ward 13 | 0 | 0 |
| | City of LA CROSSE Ward 14 | 0 | 0 |
| | City of LA CROSSE Ward 15 | 0 | 0 |
| | City of LA CROSSE Ward 16 | 0 | 0 |
| | City of LA CROSSE Ward 17 | 0 | 0 |
| | City of LA CROSSE Ward 18 | 0 | 0 |
| | City of LA CROSSE Ward 19 | 0 | 0 |
| | City of LA CROSSE Ward 20 | 0 | 0 |
| | City of LA CROSSE Ward 21 | 0 | 0 |
| | City of LA CROSSE Ward 22 | 0 | 0 |
| | City of LA CROSSE Ward 23 | 0 | 0 |
| | City of LA CROSSE Ward 24 | 0 | 0 |
| | City of LA CROSSE Ward 25 | 0 | 0 |
| | City of LA CROSSE Ward 26 | 0 | 0 |
| | City of LA CROSSE Ward 28 | 0 | 0 |

WEC Canvass Reporting System

Ward by Ward Report

2022 Partisan Primary

LA CROSSE

| | Total Votes Cast | SCATTERING |
|----------------|---------------------|------------|
| County Totals: | 1 | 1 |
| Office Totals: | 1 | 1 |

WEC Canvass Reporting System

Ward by Ward Report

2022 Partisan Primary

REPRESENTATIVE TO THE ASSEMBLY DISTRICT 96 - Constitution

| | Total Votes Cast | SCATTERING |
|---|---------------------|------------|
| CRAWFORD Town of BRIDGEPORT Ward 1 | 0 | 0 |
| Town of CLAYTON Wards 1-3 | 0 | 0 |
| Town of EASTMAN Wards 1-2 | 0 | 0 |
| Town of FREEMAN Ward 1 | 0 | 0 |
| Town of HANEY Ward 1 | 0 | 0 |
| Town of MARIETTA Ward 1 | 0 | 0 |
| Town of PRAIRIE DU CHIEN Wards 1-2 | 0 | 0 |
| Town of SCOTT Ward 1 | 0 | 0 |
| Town of SENECA Wards 1-2 | 0 | 0 |
| Town of UTICA Ward 1 | 0 | 0 |
| Town of WAUZEKA Wards 1-2 | 0 | 0 |
| Village of BELL CENTER Ward 1 | 0 | 0 |
| VILLAGE OF DE SOTO Ward 2 | 0 | 0 |
| Village of EASTMAN Ward 1 | 0 | 0 |
| Village of FERRYVILLE Ward 1 | 0 | 0 |
| Village of GAYS MILLS Ward 1 | 0 | 0 |
| Village of LYNXVILLE Ward 1 | 0 | 0 |
| Village of MT. STERLING Ward 1 | 0 | 0 |
| Village of SOLDIERS GROVE Ward 1 | 0 | 0 |
| Village of STEUBEN Ward 1 | 0 | 0 |
| Village of WAUZEKA Ward 1 | 0 | 0 |
| City of PRAIRIE DU CHIEN Ward 1 | 0 | 0 |
| City of PRAIRIE DU CHIEN Ward 2 | 0 | 0 |
| City of PRAIRIE DU CHIEN Ward 3 | 0 | 0 |
| City of PRAIRIE DU CHIEN Ward 4 | 0 | 0 |
| City of PRAIRIE DU CHIEN Ward 5 | 0 | 0 |
| City of PRAIRIE DU CHIEN Ward 6 | 0 | 0 |
| County Totals: | 0 | 0 |

WEC Canvass Reporting System

Ward by Ward Report

2022 Partisan Primary

| | | Total Votes Cast | SCATTERING |
|---------------------------|------------------------------|---------------------|------------|
| MONROE | Town of ADRIAN Wards 1-2 | 0 | 0 |
| | Town of ANGELO Wards 1,2 | 0 | 0 |
| | Town of CLIFTON Ward 1 | 0 | 0 |
| | Town of GLENDALE Ward 1 | 0 | 0 |
| | Town of JEFFERSON Ward 1 | 0 | 0 |
| | Town of LAFAYETTE Ward 1 | 0 | 0 |
| | Town of LEON Wards 1-2 | 0 | 0 |
| | Town of OAKDALE Ward 1 | 0 | 0 |
| | Town of PORTLAND Ward 1 | 0 | 0 |
| | Town of RIDGEVILLE Ward 1 | 0 | 0 |
| | Town of SHELDON Wards 1-2 | 0 | 0 |
| | Town of TOMAH Wards 1-3 | 0 | 0 |
| | Town of WELLINGTON Ward 1 | 0 | 0 |
| | Town of WELLS Ward 1 | 0 | 0 |
| | Town of WILTON Ward 1 | 0 | 0 |
| | Village of CASHTON Wards 1,2 | 0 | 0 |
| | Village of KENDALL Ward 1 | 0 | 0 |
| | Village of MELVINA Ward 1 | 0 | 0 |
| | Village of NORWALK Ward 1 | 0 | 0 |
| | Village of OAKDALE Ward 1 | 0 | 0 |
| VILLAGE OF ONTARIO Ward 2 | 0 | 0 | |
| Village of WILTON Ward 1 | 0 | 0 | |
| County Totals: | | 0 | 0 |
| VERNON | Town of BERGEN Wards 1,2 | 0 | 0 |
| | Town of CHRISTIANA Wards 1-3 | 0 | 0 |
| | Town of CLINTON Wards 1-2 | 0 | 0 |
| | Town of COON Wards 1-2 | 0 | 0 |
| | Town of FOREST Ward 1 | 0 | 0 |
| | Town of FRANKLIN Wards 1-2 | 0 | 0 |
| | Town of GENOA Wards 1-2 | 0 | 0 |

WEC Canvass Reporting System

Ward by Ward Report

2022 Partisan Primary

| | | Total Votes Cast | SCATTERING |
|----------------------------|-------------------------------|---------------------|------------|
| VERNON | Town of HAMBURG Wards 1-2 | 0 | 0 |
| | Town of HARMONY Ward 1 | 0 | 0 |
| | Town of JEFFERSON Wards 1,2 | 0 | 0 |
| | Town of KICKAPOO Wards 1-2 | 0 | 0 |
| | Town of LIBERTY Ward 1 | 0 | 0 |
| | Town of STARK Ward 1 | 0 | 0 |
| | Town of STERLING Ward 1 | 0 | 0 |
| | Town of UNION Wards 1-3 | 0 | 0 |
| | Town of VIROQUA Wards 1,2,3 | 0 | 0 |
| | Town of WEBSTER Wards 1-2 | 0 | 0 |
| | Town of WHEATLAND Ward 1 | 0 | 0 |
| | Town of WHITESTOWN Wards 1-2 | 0 | 0 |
| | Village of CHASEBURG Ward 1 | 0 | 0 |
| | Village of COON VALLEY Ward 1 | 0 | 0 |
| | Village of DE SOTO Ward 1 | 0 | 0 |
| | Village of GENOA Ward 1 | 0 | 0 |
| | Village of LA FARGE Ward 1 | 0 | 0 |
| | Village of ONTARIO Ward 1 | 0 | 0 |
| | Village of READSTOWN Ward 1 | 0 | 0 |
| | Village of STODDARD Ward 1 | 0 | 0 |
| | City of VIROQUA Wards 1-9 | 0 | 0 |
| City of WESTBY Wards 1,2,3 | 0 | 0 | |
| County Totals: | 0 | 0 | |
| Office Totals: | 0 | 0 | |

WEC Canvass Reporting System

Ward by Ward Report

2022 Partisan Primary

REPRESENTATIVE TO THE ASSEMBLY DISTRICT 97 - Constitution

| | | Total Votes Cast | SCATTERING |
|-----------------|------------------------------------|---------------------|------------|
| WAUKESHA | Town of GENESEE Wards 1-2,9 | 0 | 0 |
| | Town of GENESEE Wards 3,6-8 | 0 | 0 |
| | Town of GENESEE Wards 4-5,10 | 0 | 0 |
| | Town of MUKWONAGO Wards 4-6,12 | 0 | 0 |
| | Town of OTTAWA Wards 1-5 | 0 | 0 |
| | Village of DOUSMAN Wards 1-4,6 | 0 | 0 |
| | Village of NORTH PRAIRIE Wards 1-3 | 0 | 0 |
| | Village of SUMMIT Wards 1,6 | 0 | 0 |
| | Village of WAUKESHA Wards 1-5,8 | 0 | 0 |
| | City of WAUKESHA Ward 9A | 0 | 0 |
| | City of WAUKESHA Ward 10A | 0 | 0 |
| | City of WAUKESHA Ward 11 | 0 | 0 |
| | City of WAUKESHA Ward 18A | 0 | 0 |
| | City of WAUKESHA Ward 19 | 0 | 0 |
| | City of WAUKESHA Ward 20 | 0 | 0 |
| | City of WAUKESHA Ward 21 | 0 | 0 |
| | City of WAUKESHA Ward 22 | 0 | 0 |
| | City of WAUKESHA Ward 23 | 0 | 0 |
| | City of WAUKESHA Ward 24 | 0 | 0 |
| | City of WAUKESHA Ward 25 | 0 | 0 |
| | City of WAUKESHA Ward 26 | 0 | 0 |
| | City of WAUKESHA Ward 27 | 0 | 0 |
| | City of WAUKESHA Ward 28 | 0 | 0 |
| | City of WAUKESHA Ward 29 | 0 | 0 |
| | City of WAUKESHA Ward 30 | 0 | 0 |
| | City of WAUKESHA Ward 31 | 0 | 0 |
| | City of WAUKESHA Ward 32 | 0 | 0 |
| | City of WAUKESHA Ward 33 | 0 | 0 |
| | City of WAUKESHA Ward 34 | 0 | 0 |

WEC Canvass Reporting System

Ward by Ward Report

2022 Partisan Primary

| | | Total Votes Cast | SCATTERING |
|-----------------|---------------------------|---------------------|------------|
| WAUKESHA | City of WAUKESHA Ward 35 | 0 | 0 |
| | City of WAUKESHA Ward 36 | 1 | 1 |
| | City of WAUKESHA Ward 37 | 0 | 0 |
| | City of WAUKESHA Ward 38 | 0 | 0 |
| | City of WAUKESHA Ward 40A | 0 | 0 |
| | City of WAUKESHA Ward 41 | 0 | 0 |
| | County Totals: | 1 | 1 |
| | Office Totals: | 1 | 1 |

WEC Canvass Reporting System

Ward by Ward Report

2022 Partisan Primary

REPRESENTATIVE TO THE ASSEMBLY DISTRICT 98 - Constitution

| | | Total Votes Cast | SCATTERING |
|-----------------|--------------------------------|---------------------|------------|
| WAUKESHA | Village of PEWAUKEE Wards 1-10 | 0 | 0 |
| | City of PEWAUKEE Wards 1-3,11 | 0 | 0 |
| | City of PEWAUKEE Wards 4-7 | 0 | 0 |
| | City of PEWAUKEE Wards 8-10 | 0 | 0 |
| | City of WAUKESHA Ward 1 | 0 | 0 |
| | City of WAUKESHA Ward 2 | 0 | 0 |
| | City of WAUKESHA Ward 3 | 0 | 0 |
| | City of WAUKESHA Ward 4 | 0 | 0 |
| | City of WAUKESHA Ward 5 | 0 | 0 |
| | City of WAUKESHA Ward 6 | 0 | 0 |
| | City of WAUKESHA Ward 7 | 0 | 0 |
| | City of WAUKESHA Ward 8 | 0 | 0 |
| | City of WAUKESHA Ward 9 | 0 | 0 |
| | City of WAUKESHA Ward 10 | 0 | 0 |
| | City of WAUKESHA Ward 12 | 0 | 0 |
| | City of WAUKESHA Ward 13 | 0 | 0 |
| | City of WAUKESHA Ward 14 | 0 | 0 |
| | City of WAUKESHA Ward 15 | 0 | 0 |
| | City of WAUKESHA Ward 16 | 0 | 0 |
| | City of WAUKESHA Ward 17 | 0 | 0 |
| | City of WAUKESHA Ward 18 | 0 | 0 |
| | City of WAUKESHA Ward 35A | 0 | 0 |
| | City of WAUKESHA Ward 39 | 0 | 0 |
| | City of WAUKESHA Ward 40 | 0 | 0 |
| | City of WAUKESHA Ward 42 | 0 | 0 |
| | City of WAUKESHA Ward 43 | 0 | 0 |
| | City of WAUKESHA Ward 44 | 0 | 0 |
| | City of WAUKESHA Ward 45 | 0 | 0 |
| | City of WAUKESHA Ward 46 | 0 | 0 |

WEC Canvass Reporting System

Ward by Ward Report

2022 Partisan Primary

| | | Total Votes Cast | SCATTERING |
|-----------------|--------------------------|---------------------|------------|
| WAUKESHA | City of WAUKESHA Ward 47 | 0 | 0 |
| | County Totals: | 0 | 0 |
| | Office Totals: | 0 | 0 |

WEC Canvass Reporting System

Ward by Ward Report

2022 Partisan Primary

REPRESENTATIVE TO THE ASSEMBLY DISTRICT 99 - Constitution

| | | Total Votes Cast | SCATTERING |
|------------------|--|---------------------|------------|
| JEFFERSON | VILLAGE OF LAC LA BELLE Ward 2 | 0 | 0 |
| | County Totals: | 0 | 0 |
| WAUKESHA | Town of DELAFIELD Wards 1-2,5-6 | 0 | 0 |
| | Town of DELAFIELD Wards 3-4 | 0 | 0 |
| | Town of DELAFIELD Wards 7-11 | 0 | 0 |
| | Town of LISBON Wards 4-5 | 0 | 0 |
| | Town of LISBON Ward 6 | 0 | 0 |
| | Town of LISBON Ward 8 | 0 | 0 |
| | Town of MERTON Wards 1-3,7-9,11 | 0 | 0 |
| | Town of MERTON Wards 4-6,10 | 0 | 0 |
| | Town of OCONOMOWOC Wards 1-2,4,10 | 0 | 0 |
| | Town of OCONOMOWOC Wards 3,6-7,11 | 0 | 0 |
| | Town of OCONOMOWOC Wards 5,8-9 | 0 | 0 |
| | Village of CHENEQUA Ward 1 | 0 | 0 |
| | Village of DOUSMAN Ward 5 | 0 | 0 |
| | Village of HARTLAND Wards 1,2,3,4,5,6,7,8,9,10,11,12,13 | 0 | 0 |
| | Village of LAC LA BELLE Ward 1 | 0 | 0 |
| | Village of MERTON Wards 1-4 | 0 | 0 |
| | Village of NASHOTAH Wards 1,2 | 0 | 0 |
| | Village of OCONOMOWOC LAKE Ward 1 | 0 | 0 |
| | Village of SUMMIT Wards 2-5 | 0 | 0 |
| | Village of SUSSEX Wards 9-10 | 0 | 0 |
| | Village of WALES Wards 1,2,3,4 | 0 | 0 |
| | City of DELAFIELD Wards 1-14 | 0 | 0 |
| | County Totals: | 0 | 0 |
| | Office Totals: | 0 | 0 |